




## **4 WEEK REAL ESTATE MARKET REPORT**

**Tuesday, April 07, 2020**

*As of: Wednesday, April 08, 2020*

- 2 Cumulative Tampa Bay Report - Single Family Home**
- 3 Cumulative Tampa Bay Report - Condominium**
- 4 Pinellas County - Single Family Home**
- 5 Pinellas County - Condominium**
- 6 Pasco County - Single Family Home**
- 7 Pasco County - Condominium**
- 8 Hillsborough County - Single Family Home**
- 9 Hillsborough County - Condominium**
- 10 Sarasota County - Single Family Home**
- 11 Sarasota County - Condominium**
- 12 Manatee County - Single Family Home**
- 13 Manatee County - Condominium**

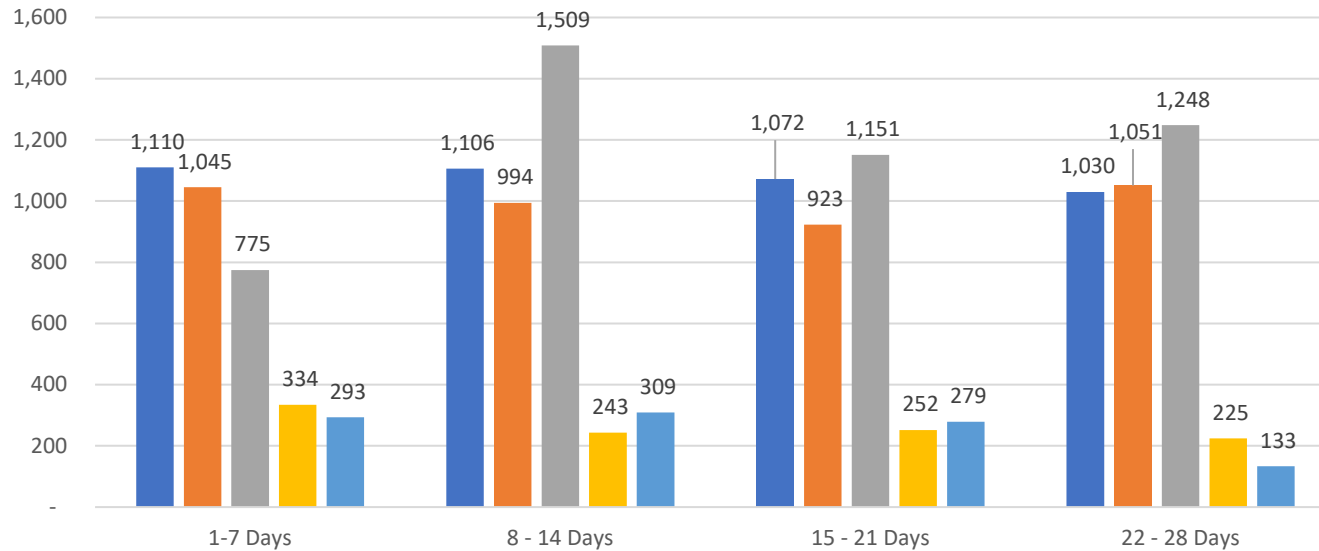


# 4 WEEK REAL ESTATE MARKET REPORT

## TAMPA BAY - SINGLE FAMILY HOMES

Tuesday, April 07, 2020

as of: 4/8/2020



### 4 Week Totals

|                 |       |
|-----------------|-------|
| Active          | 4,318 |
| Pending         | 4,013 |
| Sold            | 4,683 |
| Canceled        | 1,054 |
| Temp Off Market | 1,014 |

### Price Change Count


|                           |     |
|---------------------------|-----|
| Tuesday, April 07, 2020   | 216 |
| Monday, April 06, 2020    | 217 |
| Sunday, April 05, 2020    | 78  |
| Saturday, April 04, 2020  | 87  |
| Friday, April 03, 2020    | 352 |
| Thursday, April 02, 2020  | 227 |
| Wednesday, April 01, 2020 | 437 |

| SOLD                      | \$                 | #          |
|---------------------------|--------------------|------------|
| Tuesday, April 07, 2020   | 27,704,008         | 74         |
| Monday, April 06, 2020    | 44,611,939         | 118        |
| Sunday, April 05, 2020    | -                  | 0          |
| Saturday, April 04, 2020  | 488,430            | 2          |
| Friday, April 03, 2020    | 99,347,567         | 289        |
| Thursday, April 02, 2020  | 49,726,547         | 140        |
| Wednesday, April 01, 2020 | 55,219,139         | 153        |
| <b>TOTAL</b>              | <b>277,097,630</b> | <b>776</b> |

| SOLD                      | \$                 | #           |
|---------------------------|--------------------|-------------|
| Sunday, April 07, 2019    | 1,499,390          | 6           |
| Saturday, April 06, 2019  | 1,530,490          | 6           |
| Friday, April 05, 2019    | 104,681,470        | 306         |
| Thursday, April 04, 2019  | 55,487,459         | 170         |
| Wednesday, April 03, 2019 | 35,761,236         | 111         |
| Tuesday, April 02, 2019   | 53,847,320         | 156         |
| Monday, April 01, 2019    | 86,763,569         | 251         |
| <b>TOTAL</b>              | <b>339,570,934</b> | <b>1006</b> |

| % Changed   | \$   | #    |
|-------------|------|------|
| Prior Year  | -18% | -23% |
| 8 - 14 Days | -45% | -49% |



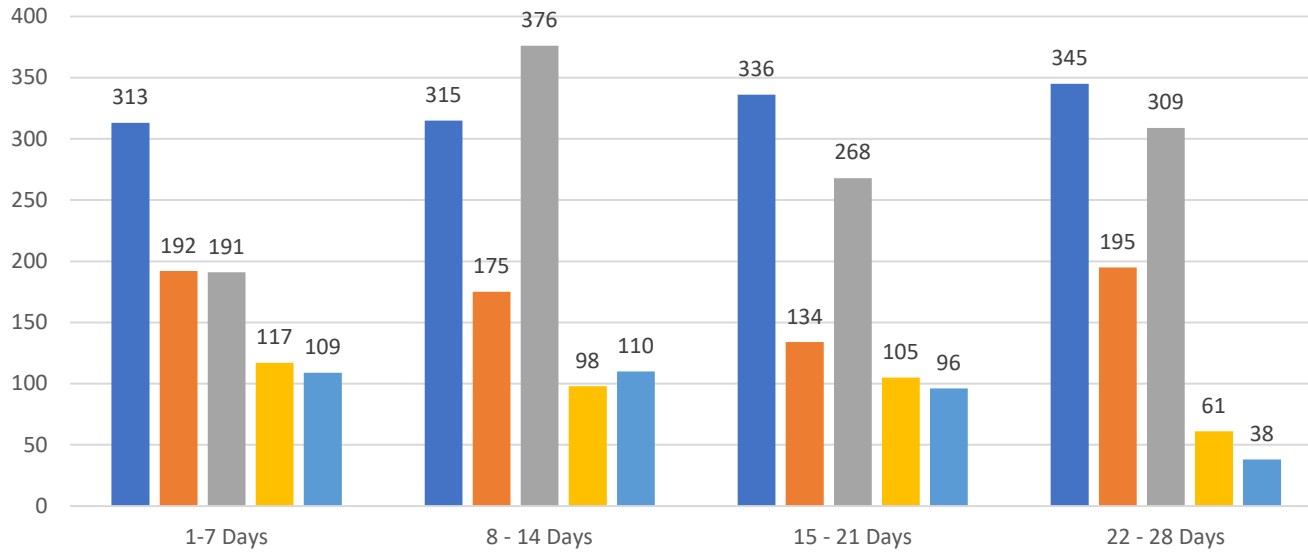


# 4 WEEK REAL ESTATE MARKET REPORT

## TAMPA BAY - CONDOMINIUM

Tuesday, April 07, 2020

as of: 4/8/2020



### 4 Week Totals

|                 |       |
|-----------------|-------|
| Active          | 1,309 |
| Pending         | 696   |
| Sold            | 1,144 |
| Canceled        | 381   |
| Temp Off Market | 353   |

### Price Change Count


|                           |    |
|---------------------------|----|
| Tuesday, April 07, 2020   | 39 |
| Monday, April 06, 2020    | 41 |
| Sunday, April 05, 2020    | 16 |
| Saturday, April 04, 2020  | 27 |
| Friday, April 03, 2020    | 53 |
| Thursday, April 02, 2020  | 43 |
| Wednesday, April 01, 2020 | 65 |

| SOLD                      | \$                | #          |
|---------------------------|-------------------|------------|
| Tuesday, April 07, 2020   | 2,515,400         | 11         |
| Monday, April 06, 2020    | 9,263,743         | 28         |
| Sunday, April 05, 2020    | -                 | 0          |
| Saturday, April 04, 2020  | -                 | 0          |
| Friday, April 03, 2020    | 16,474,338        | 72         |
| Thursday, April 02, 2020  | 7,595,010         | 30         |
| Wednesday, April 01, 2020 | 16,342,100        | 51         |
| <b>Total</b>              | <b>52,190,591</b> | <b>192</b> |

| SOLD                      | \$                | #          |
|---------------------------|-------------------|------------|
| Sunday, April 07, 2019    | -                 | 0          |
| Saturday, April 06, 2019  | 135,000           | 1          |
| Friday, April 05, 2019    | 23,798,563        | 94         |
| Thursday, April 04, 2019  | 6,324,300         | 36         |
| Wednesday, April 03, 2019 | 13,514,529        | 33         |
| Tuesday, April 02, 2019   | 13,025,880        | 40         |
| Monday, April 01, 2019    | 21,239,327        | 76         |
| <b>Total</b>              | <b>78,037,599</b> | <b>280</b> |

| % Changed   | \$   | #    |
|-------------|------|------|
| Prior Year  | -33% | -31% |
| 8 - 14 Days | -53% | -59% |



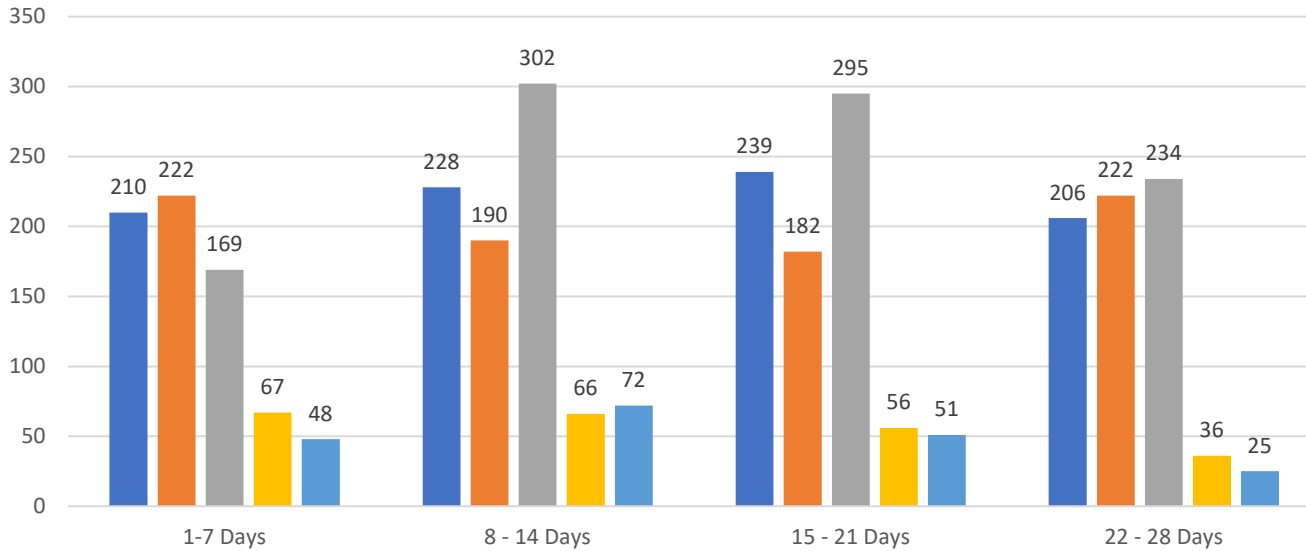


# 4 WEEK REAL ESTATE MARKET REPORT

## PINELLAS COUNTY - SINGLE FAMILY HOMES

Tuesday, April 07, 2020

as of: 4/8/2020



### 4 Week Totals

|                 |       |
|-----------------|-------|
| Active          | 883   |
| Pending         | 816   |
| Sold            | 1,000 |
| Canceled        | 225   |
| Temp Off Market | 196   |

### Price Change Count


|                           |    |
|---------------------------|----|
| Tuesday, April 07, 2020   | 49 |
| Monday, April 06, 2020    | 58 |
| Sunday, April 05, 2020    | 16 |
| Saturday, April 04, 2020  | 21 |
| Friday, April 03, 2020    | 45 |
| Thursday, April 02, 2020  | 51 |
| Wednesday, April 01, 2020 | 45 |

| SOLD                      | \$                | #          |
|---------------------------|-------------------|------------|
| Tuesday, April 07, 2020   | 4,676,045         | 14         |
| Monday, April 06, 2020    | 10,773,600        | 25         |
| Sunday, April 05, 2020    | -                 | 0          |
| Saturday, April 04, 2020  | -                 | 0          |
| Friday, April 03, 2020    | 27,902,335        | 74         |
| Thursday, April 02, 2020  | 8,888,994         | 24         |
| Wednesday, April 01, 2020 | 10,439,200        | 32         |
| <b>Total</b>              | <b>62,680,174</b> | <b>169</b> |

| SOLD                      | \$                | #          |
|---------------------------|-------------------|------------|
| Sunday, April 07, 2019    | -                 | 0          |
| Saturday, April 06, 2019  | 387,000           | 2          |
| Friday, April 05, 2019    | 27,519,600        | 78         |
| Thursday, April 04, 2019  | 15,883,200        | 40         |
| Wednesday, April 03, 2019 | 6,840,100         | 22         |
| Tuesday, April 02, 2019   | 16,376,200        | 37         |
| Monday, April 01, 2019    | 18,247,985        | 45         |
| <b>Total</b>              | <b>85,254,085</b> | <b>224</b> |

| % Changed   | \$   | #    |
|-------------|------|------|
| Prior Year  | -26% | -25% |
| 8 - 14 Days | -42% | -44% |



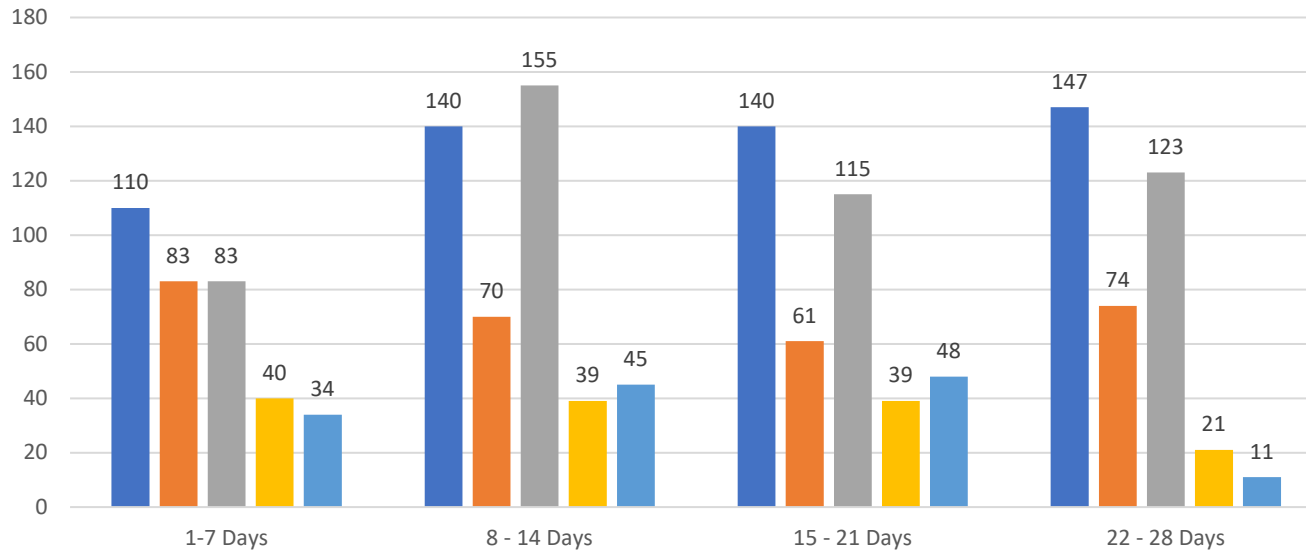


# 4 WEEK REAL ESTATE MARKET REPORT

## PINELLAS COUNTY - CONDOMINIUM

Tuesday, April 07, 2020

as of: 4/8/2020



### 4 Week Totals

|                 |     |
|-----------------|-----|
| Active          | 537 |
| Pending         | 288 |
| Sold            | 476 |
| Canceled        | 139 |
| Temp Off Market | 138 |

### Price Change Count


|                           |    |
|---------------------------|----|
| Tuesday, April 07, 2020   | 18 |
| Monday, April 06, 2020    | 20 |
| Sunday, April 05, 2020    | 7  |
| Saturday, April 04, 2020  | 20 |
| Friday, April 03, 2020    | 25 |
| Thursday, April 02, 2020  | 19 |
| Wednesday, April 01, 2020 | 26 |

| SOLD                      | \$                | #         |
|---------------------------|-------------------|-----------|
| Tuesday, April 07, 2020   | 1,451,900         | 5         |
| Monday, April 06, 2020    | 3,791,100         | 14        |
| Sunday, April 05, 2020    | -                 | 0         |
| Saturday, April 04, 2020  | -                 | 0         |
| Friday, April 03, 2020    | 7,521,600         | 33        |
| Thursday, April 02, 2020  | 3,298,900         | 12        |
| Wednesday, April 01, 2020 | 5,602,800         | 20        |
| <b>Total</b>              | <b>21,666,300</b> | <b>84</b> |

| SOLD                      | \$                | #          |
|---------------------------|-------------------|------------|
| Sunday, April 07, 2019    | -                 | 0          |
| Saturday, April 06, 2019  | -                 | 0          |
| Friday, April 05, 2019    | 13,287,250        | 53         |
| Thursday, April 04, 2019  | 2,174,300         | 14         |
| Wednesday, April 03, 2019 | 7,620,834         | 18         |
| Tuesday, April 02, 2019   | 5,877,730         | 14         |
| Monday, April 01, 2019    | 10,776,555        | 31         |
| <b>Total</b>              | <b>39,736,669</b> | <b>130</b> |

| % Changed   | \$   | #    |
|-------------|------|------|
| Prior Year  | -45% | -35% |
| 8 - 14 Days | -51% | -46% |



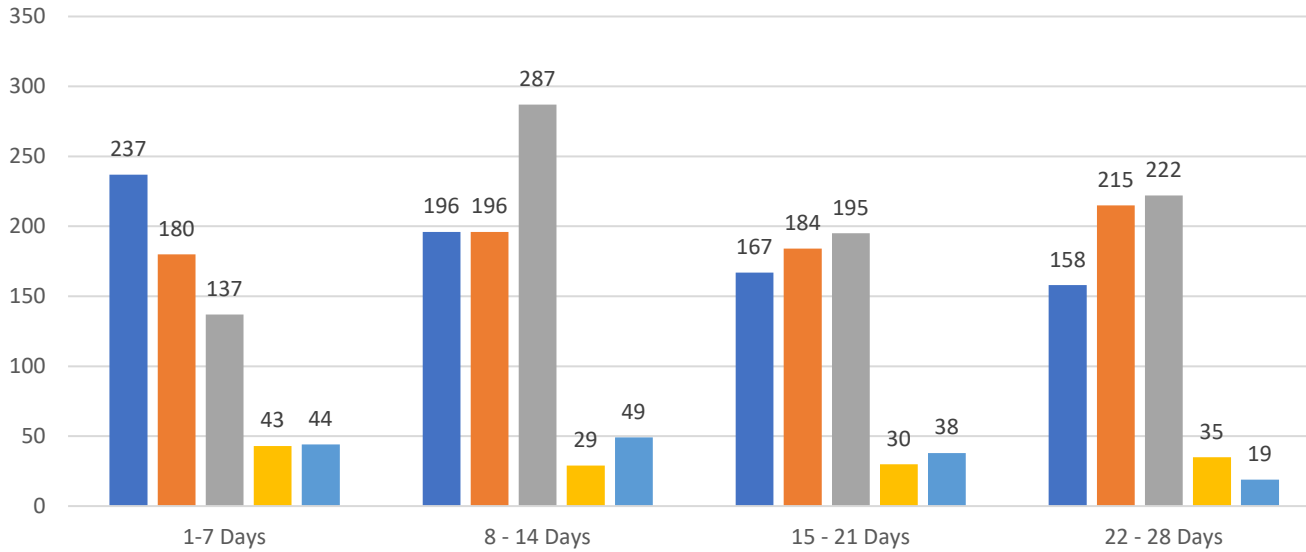


# 4 WEEK REAL ESTATE MARKET REPORT

## PASCO COUNTY - SINGLE FAMILY HOMES

Tuesday, April 07, 2020

as of: 4/8/2020



### 4 Week Totals

|                 |     |
|-----------------|-----|
| Active          | 758 |
| Pending         | 775 |
| Sold            | 841 |
| Canceled        | 137 |
| Temp Off Market | 150 |

### Price Change Count


|                           |     |
|---------------------------|-----|
| Tuesday, April 07, 2020   | 39  |
| Monday, April 06, 2020    | 32  |
| Sunday, April 05, 2020    | 5   |
| Saturday, April 04, 2020  | 7   |
| Friday, April 03, 2020    | 86  |
| Thursday, April 02, 2020  | 30  |
| Wednesday, April 01, 2020 | 115 |

| SOLD                      | \$                | #          |
|---------------------------|-------------------|------------|
| Tuesday, April 07, 2020   | 3,525,456         | 13         |
| Monday, April 06, 2020    | 6,417,144         | 25         |
| Sunday, April 05, 2020    | -                 | 0          |
| Saturday, April 04, 2020  | -                 | 0          |
| Friday, April 03, 2020    | 11,421,455        | 49         |
| Thursday, April 02, 2020  | 8,048,850         | 29         |
| Wednesday, April 01, 2020 | 5,548,295         | 21         |
| <b>Total</b>              | <b>34,961,200</b> | <b>137</b> |

| SOLD                      | \$                | #          |
|---------------------------|-------------------|------------|
| Sunday, April 07, 2019    | 615,500           | 3          |
| Saturday, April 06, 2019  | 443,000           | 2          |
| Friday, April 05, 2019    | 9,390,636         | 40         |
| Thursday, April 04, 2019  | 5,371,256         | 27         |
| Wednesday, April 03, 2019 | 3,669,430         | 16         |
| Tuesday, April 02, 2019   | 7,201,317         | 29         |
| Monday, April 01, 2019    | 13,865,835        | 52         |
| <b>Total</b>              | <b>40,556,974</b> | <b>169</b> |

| % Changed   | \$   | #    |
|-------------|------|------|
| Prior Year  | -14% | -19% |
| 8 - 14 Days | -54% | -52% |



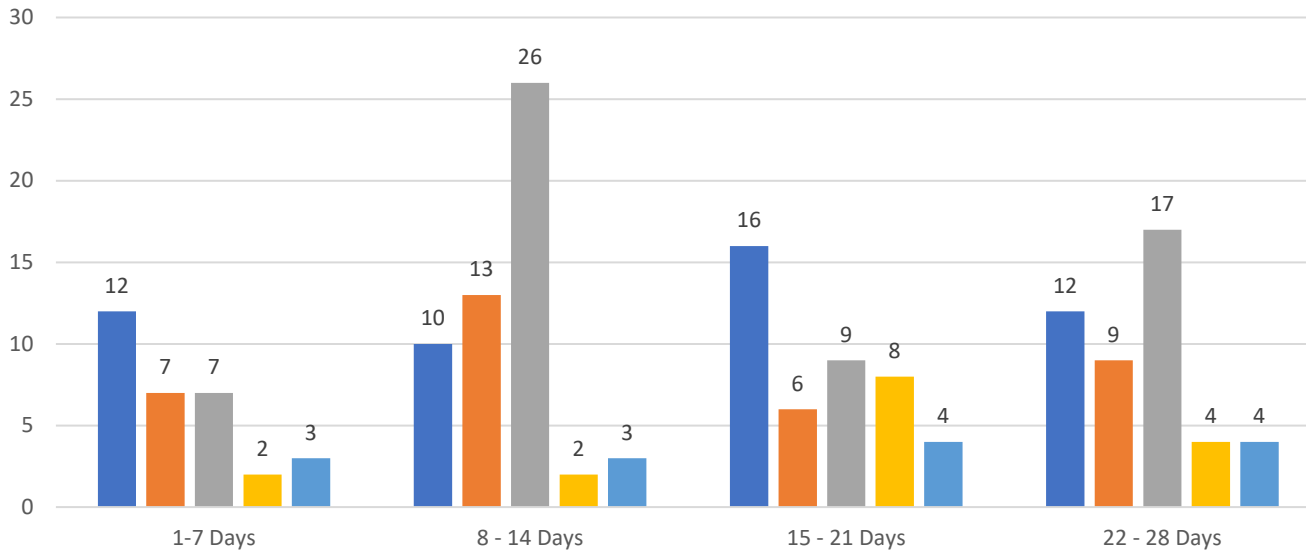


# 4 WEEK REAL ESTATE MARKET REPORT

## PASCO COUNTY - CONDOMINIUM

Tuesday, April 07, 2020

as of: 4/8/2020



### 4 Week Totals

|                 |    |
|-----------------|----|
| Active          | 50 |
| Pending         | 35 |
| Sold            | 59 |
| Canceled        | 16 |
| Temp Off Market | 14 |

### Price Change Count


|                           |   |
|---------------------------|---|
| Tuesday, April 07, 2020   | 3 |
| Monday, April 06, 2020    | 1 |
| Sunday, April 05, 2020    | 1 |
| Saturday, April 04, 2020  | 0 |
| Friday, April 03, 2020    | 1 |
| Thursday, April 02, 2020  | 1 |
| Wednesday, April 01, 2020 | 2 |

| SOLD                      | \$             | #        |
|---------------------------|----------------|----------|
| Tuesday, April 07, 2020   | 88,500         | 1        |
| Monday, April 06, 2020    | 90,000         | 1        |
| Sunday, April 05, 2020    | -              | 0        |
| Saturday, April 04, 2020  | -              | 0        |
| Friday, April 03, 2020    | 462,000        | 4        |
| Thursday, April 02, 2020  | -              | 0        |
| Wednesday, April 01, 2020 | 48,500         | 1        |
|                           | <b>689,000</b> | <b>7</b> |

| SOLD                      | \$               | #         |
|---------------------------|------------------|-----------|
| Sunday, April 07, 2019    | -                | 0         |
| Saturday, April 06, 2019  | -                | 0         |
| Friday, April 05, 2019    | 552,500          | 5         |
| Thursday, April 04, 2019  | 203,000          | 2         |
| Wednesday, April 03, 2019 | 179,521          | 2         |
| Tuesday, April 02, 2019   | 135,000          | 1         |
| Monday, April 01, 2019    | 612,500          | 7         |
|                           | <b>1,682,521</b> | <b>17</b> |

| % Changed   | \$   | #    |
|-------------|------|------|
| Prior Year  | -59% | -59% |
| 8 - 14 Days | -69% | -73% |



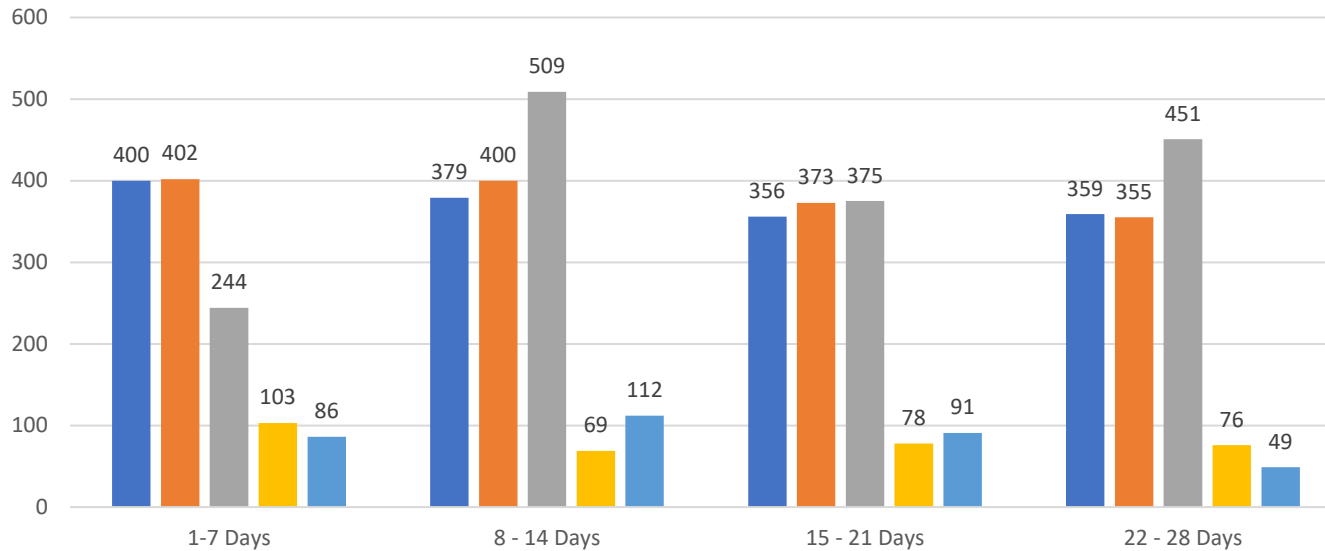


# 4 WEEK REAL ESTATE MARKET REPORT

## HILLSBOROUGH COUNTY - SINGLE FAMILY HOMES

Tuesday, April 07, 2020

as of: 4/8/2020



### 4 Week Totals

|                 |       |
|-----------------|-------|
| Active          | 1,494 |
| Pending         | 1,530 |
| Sold            | 1,579 |
| Canceled        | 326   |
| Temp Off Market | 338   |

### Price Change Count

|                           |     |
|---------------------------|-----|
| Tuesday, April 07, 2020   | 82  |
| Monday, April 06, 2020    | 74  |
| Sunday, April 05, 2020    | 19  |
| Saturday, April 04, 2020  | 32  |
| Friday, April 03, 2020    | 162 |
| Thursday, April 02, 2020  | 91  |
| Wednesday, April 01, 2020 | 164 |


| SOLD                      | \$                | #          |
|---------------------------|-------------------|------------|
| Tuesday, April 07, 2020   | 4,769,007         | 15         |
| Monday, April 06, 2020    | 10,908,896        | 34         |
| Sunday, April 05, 2020    | -                 | 0          |
| Saturday, April 04, 2020  | -                 | 0          |
| Friday, April 03, 2020    | 37,100,960        | 106        |
| Thursday, April 02, 2020  | 13,327,972        | 43         |
| Wednesday, April 01, 2020 | 16,016,210        | 47         |
| <b>Total</b>              | <b>82,123,045</b> | <b>245</b> |

| SOLD                      | \$                | #          |
|---------------------------|-------------------|------------|
| Sunday, April 07, 2019    | 883,890           | 3          |
| Saturday, April 06, 2019  | 700,490           | 2          |
| Friday, April 05, 2019    | 29,836,956        | 103        |
| Thursday, April 04, 2019  | 15,399,838        | 61         |
| Wednesday, April 03, 2019 | 10,721,365        | 37         |
| Tuesday, April 02, 2019   | 14,857,578        | 48         |
| Monday, April 01, 2019    | 22,348,859        | 78         |
| <b>Total</b>              | <b>94,748,976</b> | <b>332</b> |

| % Changed   | \$   | #    |
|-------------|------|------|
| Prior Year  | -13% | -26% |
| 8 - 14 Days | -50% | -52% |





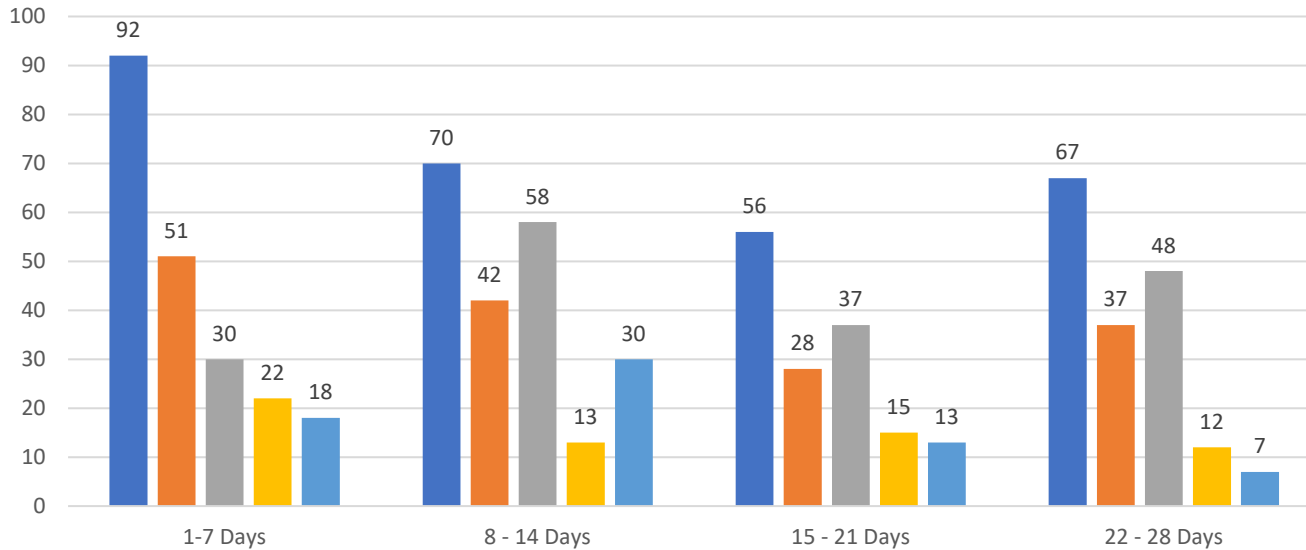


# 4 WEEK REAL ESTATE MARKET REPORT

## HILLSBOROUGH COUNTY - CONDOMINIUM

Tuesday, April 07, 2020

as of: 4/8/2020



### 4 Week Totals

|                 |     |
|-----------------|-----|
| Active          | 285 |
| Pending         | 158 |
| Sold            | 173 |
| Canceled        | 62  |
| Temp Off Market | 68  |

### Price Change Count


|                           |    |
|---------------------------|----|
| Tuesday, April 07, 2020   | 7  |
| Monday, April 06, 2020    | 6  |
| Sunday, April 05, 2020    | 2  |
| Saturday, April 04, 2020  | 5  |
| Friday, April 03, 2020    | 11 |
| Thursday, April 02, 2020  | 9  |
| Wednesday, April 01, 2020 | 5  |

| SOLD                      | \$               | #         |
|---------------------------|------------------|-----------|
| Tuesday, April 07, 2020   | -                | 0         |
| Monday, April 06, 2020    | 1,363,500        | 6         |
| Sunday, April 05, 2020    | -                | 0         |
| Saturday, April 04, 2020  | -                | 0         |
| Friday, April 03, 2020    | 1,884,188        | 12        |
| Thursday, April 02, 2020  | 1,410,210        | 7         |
| Wednesday, April 01, 2020 | 819,800          | 5         |
|                           | <b>5,477,698</b> | <b>30</b> |

| SOLD                      | \$                | #         |
|---------------------------|-------------------|-----------|
| Sunday, April 07, 2019    | -                 | 0         |
| Saturday, April 06, 2019  | 135,000           | 1         |
| Friday, April 05, 2019    | 2,716,813         | 14        |
| Thursday, April 04, 2019  | 1,998,600         | 11        |
| Wednesday, April 03, 2019 | 1,337,900         | 4         |
| Tuesday, April 02, 2019   | 1,587,650         | 9         |
| Monday, April 01, 2019    | 2,679,750         | 12        |
|                           | <b>10,455,713</b> | <b>51</b> |

| % Changed   | \$   | #    |
|-------------|------|------|
| Prior Year  | -48% | -41% |
| 8 - 14 Days | -57% | -81% |



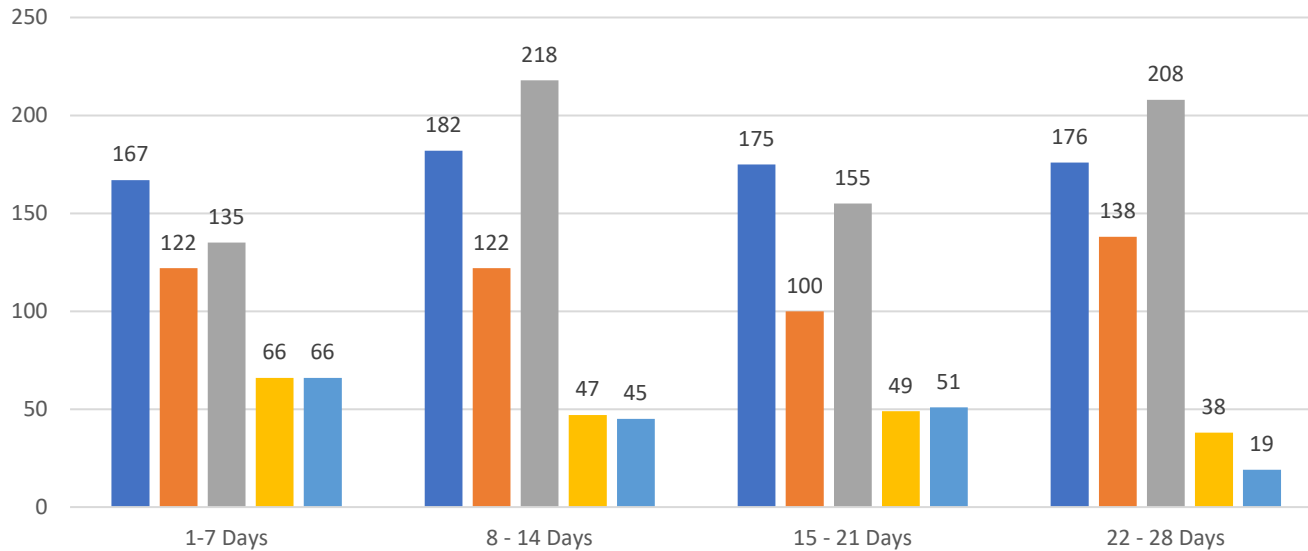


# 4 WEEK REAL ESTATE MARKET REPORT

## SARASOTA COUNTY - SINGLE FAMILY HOMES

Tuesday, April 07, 2020

as of: 4/8/2020



### 4 Week Totals

|                 |     |
|-----------------|-----|
| Active          | 700 |
| Pending         | 482 |
| Sold            | 716 |
| Canceled        | 200 |
| Temp Off Market | 181 |

### Price Change Count


|                           |    |
|---------------------------|----|
| Tuesday, April 07, 2020   | 26 |
| Monday, April 06, 2020    | 31 |
| Sunday, April 05, 2020    | 20 |
| Saturday, April 04, 2020  | 15 |
| Friday, April 03, 2020    | 30 |
| Thursday, April 02, 2020  | 36 |
| Wednesday, April 01, 2020 | 57 |

| SOLD                      | \$                | #          |
|---------------------------|-------------------|------------|
| Tuesday, April 07, 2020   | 8,022,200         | 17         |
| Monday, April 06, 2020    | 9,422,150         | 20         |
| Sunday, April 05, 2020    | -                 | 0          |
| Saturday, April 04, 2020  | 227,500           | 1          |
| Friday, April 03, 2020    | 13,913,452        | 32         |
| Thursday, April 02, 2020  | 14,027,231        | 30         |
| Wednesday, April 01, 2020 | 14,419,534        | 35         |
| <b>Total</b>              | <b>60,032,067</b> | <b>135</b> |

| SOLD                      | \$                | #          |
|---------------------------|-------------------|------------|
| Sunday, April 07, 2019    | -                 | 0          |
| Saturday, April 06, 2019  | -                 | 0          |
| Friday, April 05, 2019    | 21,152,479        | 49         |
| Thursday, April 04, 2019  | 13,166,365        | 26         |
| Wednesday, April 03, 2019 | 11,207,789        | 26         |
| Tuesday, April 02, 2019   | 7,506,225         | 21         |
| Monday, April 01, 2019    | 18,997,500        | 46         |
| <b>Total</b>              | <b>72,030,358</b> | <b>168</b> |

| % Changed   | \$   | #    |
|-------------|------|------|
| Prior Year  | -17% | -20% |
| 8 - 14 Days | -25% | -38% |



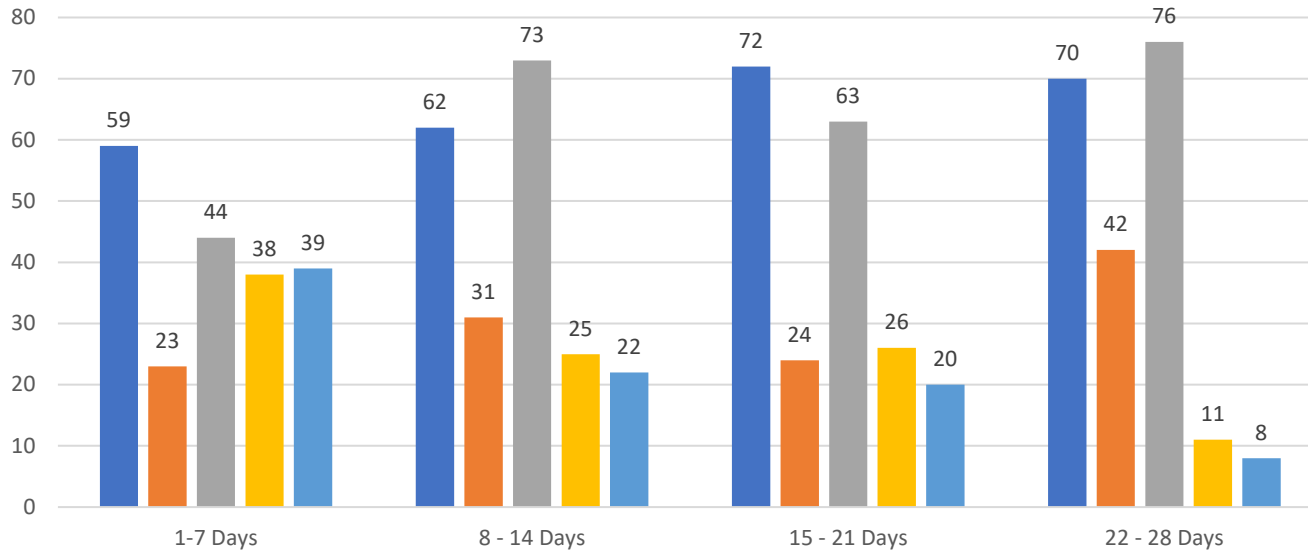


# 4 WEEK REAL ESTATE MARKET REPORT

## SARASOTA COUNTY - CONDOMINIUM

Tuesday, April 07, 2020

as of: 4/8/2020



### 4 Week Totals

|                 |     |
|-----------------|-----|
| Active          | 263 |
| Pending         | 120 |
| Sold            | 256 |
| Canceled        | 100 |
| Temp Off Market | 89  |

### Price Change Count


|                           |    |
|---------------------------|----|
| Tuesday, April 07, 2020   | 7  |
| Monday, April 06, 2020    | 7  |
| Sunday, April 05, 2020    | 3  |
| Saturday, April 04, 2020  | 2  |
| Friday, April 03, 2020    | 14 |
| Thursday, April 02, 2020  | 7  |
| Wednesday, April 01, 2020 | 15 |

| SOLD                      | \$                | #         |
|---------------------------|-------------------|-----------|
| Tuesday, April 07, 2020   | 710,000           | 4         |
| Monday, April 06, 2020    | 4,019,143         | 7         |
| Sunday, April 05, 2020    | -                 | 0         |
| Saturday, April 04, 2020  | -                 | 0         |
| Friday, April 03, 2020    | 3,965,850         | 12        |
| Thursday, April 02, 2020  | 2,184,000         | 7         |
| Wednesday, April 01, 2020 | 7,345,600         | 14        |
| <b>Total</b>              | <b>18,224,593</b> | <b>44</b> |

| SOLD                      | \$                | #         |
|---------------------------|-------------------|-----------|
| Sunday, April 07, 2019    | -                 | 0         |
| Saturday, April 06, 2019  | -                 | 0         |
| Friday, April 05, 2019    | 5,762,000         | 14        |
| Thursday, April 04, 2019  | 1,423,900         | 6         |
| Wednesday, April 03, 2019 | 3,153,774         | 6         |
| Tuesday, April 02, 2019   | 3,956,000         | 9         |
| Monday, April 01, 2019    | 5,992,500         | 19        |
| <b>Total</b>              | <b>20,288,174</b> | <b>54</b> |

| % Changed   | \$   | #    |
|-------------|------|------|
| Prior Year  | -10% | -19% |
| 8 - 14 Days | -46% | -40% |



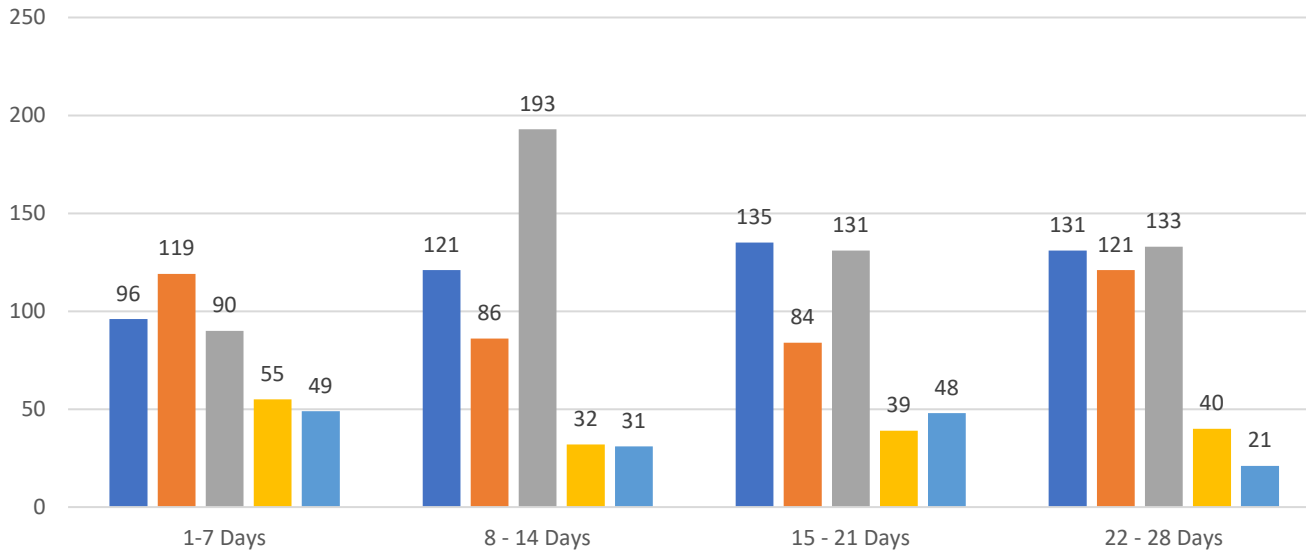


# 4 WEEK REAL ESTATE MARKET REPORT

## MANATEE COUNTY - SINGLE FAMILY HOMES

Tuesday, April 07, 2020

as of: 4/8/2020



### 4 Week Totals

|                 |     |
|-----------------|-----|
| Active          | 483 |
| Pending         | 410 |
| Sold            | 547 |
| Canceled        | 166 |
| Temp Off Market | 149 |

### Price Change Count


|                           |    |
|---------------------------|----|
| Tuesday, April 07, 2020   | 20 |
| Monday, April 06, 2020    | 22 |
| Sunday, April 05, 2020    | 18 |
| Saturday, April 04, 2020  | 12 |
| Friday, April 03, 2020    | 29 |
| Thursday, April 02, 2020  | 19 |
| Wednesday, April 01, 2020 | 56 |

| SOLD                      | \$                | #         |
|---------------------------|-------------------|-----------|
| Tuesday, April 07, 2020   | 6,711,300         | 15        |
| Monday, April 06, 2020    | 7,090,149         | 14        |
| Sunday, April 05, 2020    | -                 | 0         |
| Saturday, April 04, 2020  | 260,930           | 1         |
| Friday, April 03, 2020    | 9,009,365         | 28        |
| Thursday, April 02, 2020  | 5,433,500         | 14        |
| Wednesday, April 01, 2020 | 8,795,900         | 18        |
| <b>Total</b>              | <b>37,301,144</b> | <b>90</b> |

| SOLD                      | \$                | #          |
|---------------------------|-------------------|------------|
| Sunday, April 07, 2019    | -                 | 0          |
| Saturday, April 06, 2019  | -                 | 0          |
| Friday, April 05, 2019    | 16,781,799        | 36         |
| Thursday, April 04, 2019  | 5,666,800         | 16         |
| Wednesday, April 03, 2019 | 3,322,552         | 10         |
| Tuesday, April 02, 2019   | 7,906,000         | 21         |
| Monday, April 01, 2019    | 13,303,390        | 30         |
| <b>Total</b>              | <b>46,980,541</b> | <b>113</b> |

| % Changed   | \$   | #    |
|-------------|------|------|
| Prior Year  | -21% | -20% |
| 8 - 14 Days | -52% | -53% |



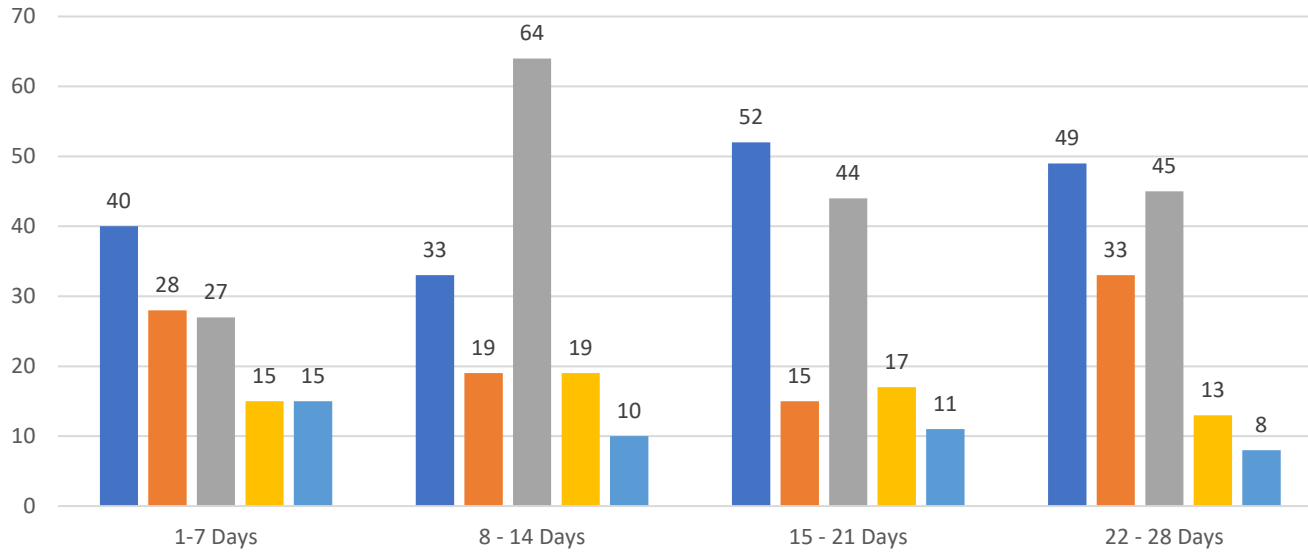


# 4 WEEK REAL ESTATE MARKET REPORT

## MANATEE COUNTY - CONDOMINIUM

Tuesday, April 07, 2020

as of: 4/8/2020



### 4 Week Totals

|                 |     |
|-----------------|-----|
| Active          | 174 |
| Pending         | 95  |
| Sold            | 180 |
| Canceled        | 64  |
| Temp Off Market | 44  |

### Price Change Count

|                           |    |
|---------------------------|----|
| Tuesday, April 07, 2020   | 4  |
| Monday, April 06, 2020    | 7  |
| Sunday, April 05, 2020    | 3  |
| Saturday, April 04, 2020  | 0  |
| Friday, April 03, 2020    | 2  |
| Thursday, April 02, 2020  | 7  |
| Wednesday, April 01, 2020 | 17 |

| SOLD                      | \$               | #         |
|---------------------------|------------------|-----------|
| Tuesday, April 07, 2020   | 265,000          | 1         |
| Monday, April 06, 2020    | -                | 0         |
| Sunday, April 05, 2020    | -                | 0         |
| Saturday, April 04, 2020  | -                | 0         |
| Friday, April 03, 2020    | 2,640,700        | 11        |
| Thursday, April 02, 2020  | 701,900          | 4         |
| Wednesday, April 01, 2020 | 2,525,400        | 11        |
|                           | <b>6,133,000</b> | <b>27</b> |

| SOLD                      | \$               | #         |
|---------------------------|------------------|-----------|
| Sunday, April 07, 2019    | -                | 0         |
| Saturday, April 06, 2019  | -                | 0         |
| Friday, April 05, 2019    | 1,480,000        | 8         |
| Thursday, April 04, 2019  | 524,500          | 3         |
| Wednesday, April 03, 2019 | 1,222,500        | 3         |
| Tuesday, April 02, 2019   | 1,469,500        | 7         |
| Monday, April 01, 2019    | 1,178,022        | 7         |
|                           | <b>5,874,522</b> | <b>28</b> |

| % Changed   | \$   | #    |
|-------------|------|------|
| Prior Year  | 4%   | -4%  |
| 8 - 14 Days | -66% | -58% |

