




4 WEEK REAL ESTATE MARKET REPORT

Friday, April 10, 2020

As of: Saturday, April 11, 2020

- 2 Cumulative Tampa Bay Report - Single Family Home**
- 3 Cumulative Tampa Bay Report - Condominium**
- 4 Pinellas County - Single Family Home**
- 5 Pinellas County - Condominium**
- 6 Pasco County - Single Family Home**
- 7 Pasco County - Condominium**
- 8 Hillsborough County - Single Family Home**
- 9 Hillsborough County - Condominium**
- 10 Sarasota County - Single Family Home**
- 11 Sarasota County - Condominium**
- 12 Manatee County - Single Family Home**
- 13 Manatee County - Condominium**

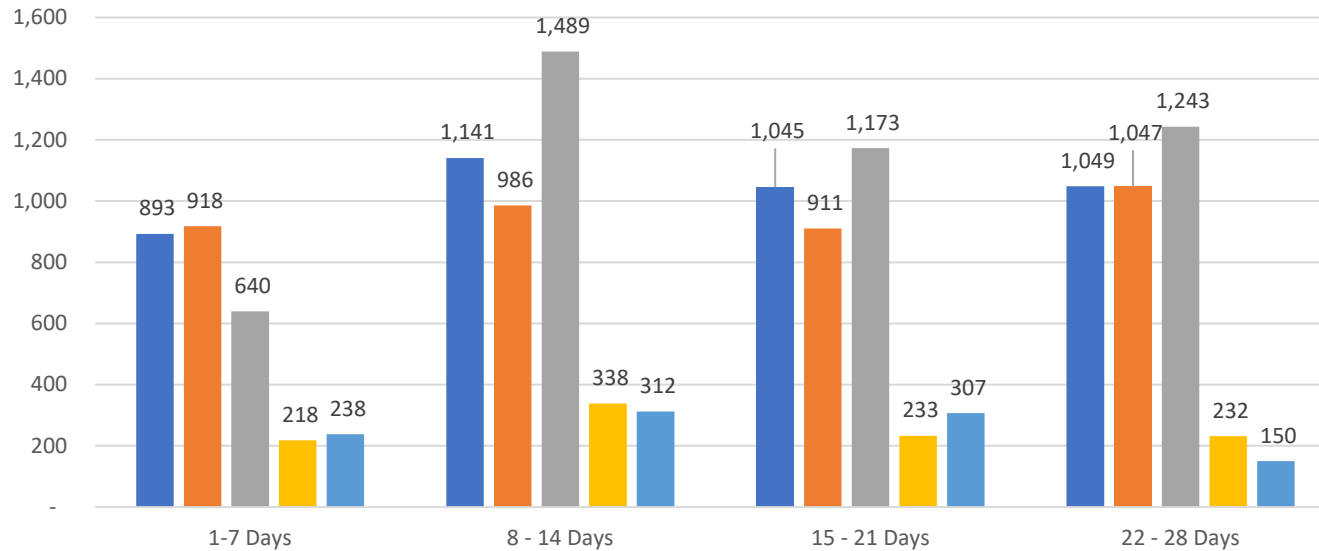


4 WEEK REAL ESTATE MARKET REPORT

TAMPA BAY - SINGLE FAMILY HOMES

Friday, April 10, 2020

as of: 4/11/2020



4 Week Totals

Active	4,128
Pending	3,862
Sold	4,545
Canceled	1,021
Temp Off Market	1,007

Price Change Count


Friday, April 10, 2020	242
Thursday, April 09, 2020	165
Wednesday, April 08, 2020	250
Tuesday, April 07, 2020	200
Monday, April 06, 2020	194
Sunday, April 05, 2020	76
Saturday, April 04, 2020	78

SOLD	\$	#
Friday, April 10, 2020	65,514,006	182
Thursday, April 09, 2020	49,963,320	149
Wednesday, April 08, 2020	44,068,923	115
Tuesday, April 07, 2020	46,484,923	138
Monday, April 06, 2020	56,872,159	157
Sunday, April 05, 2020	384,500	2
Saturday, April 04, 2020	1,869,430	7
	265,157,261	750

SOLD	\$	#
Wednesday, April 10, 2019	65,060,941	178
Tuesday, April 09, 2019	41,584,328	121
Monday, April 08, 2019	59,125,512	192
Sunday, April 07, 2019	1,499,390	6
Saturday, April 06, 2019	1,530,490	6
Friday, April 05, 2019	104,681,470	306
Thursday, April 04, 2019	55,487,459	170
	328,969,590	979

% Changed	\$	#
Prior Year	-19%	-23%
8 - 14 Days	-42%	-44%



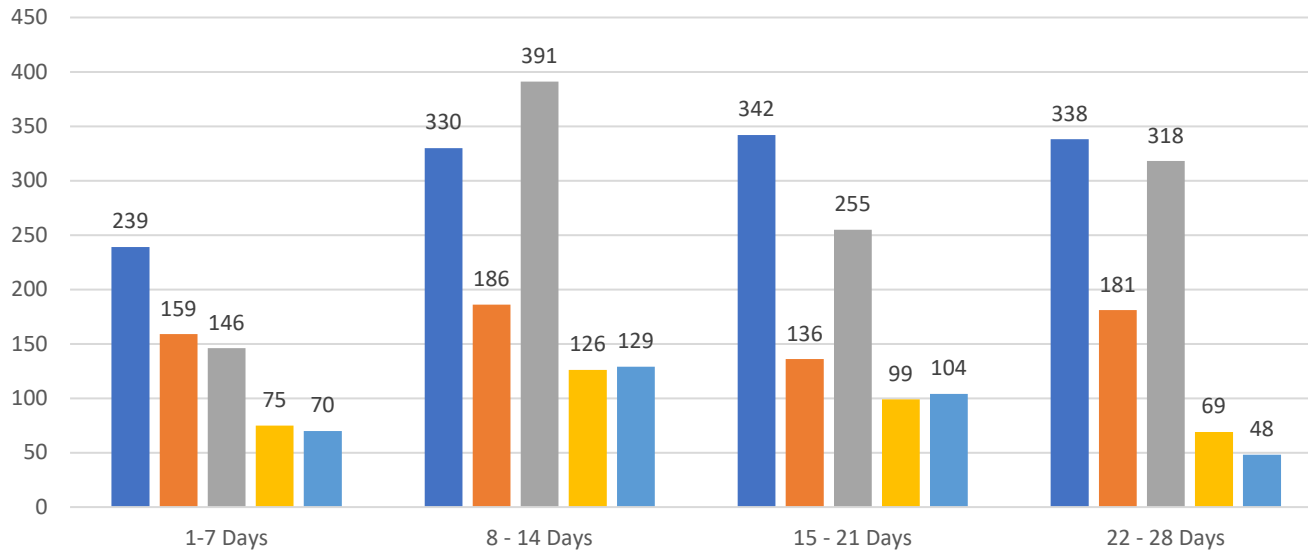


4 WEEK REAL ESTATE MARKET REPORT

TAMPA BAY - CONDOMINIUM

Friday, April 10, 2020

as of: 4/11/2020



4 Week Totals

Active	1,249
Pending	662
Sold	1,110
Canceled	369
Temp Off Market	351

Price Change Count


Friday, April 10, 2020	32
Thursday, April 09, 2020	39
Wednesday, April 08, 2020	51
Tuesday, April 07, 2020	39
Monday, April 06, 2020	38
Sunday, April 05, 2020	15
Saturday, April 04, 2020	26

SOLD	\$	#
Friday, April 10, 2020	12,441,007	43
Thursday, April 09, 2020	8,278,790	39
Wednesday, April 08, 2020	5,574,900	26
Tuesday, April 07, 2020	5,214,400	26
Monday, April 06, 2020	13,997,243	38
Sunday, April 05, 2020	-	0
Saturday, April 04, 2020	-	0
	45,506,340	172

SOLD	\$	#
Wednesday, April 10, 2019	17,048,954	53
Tuesday, April 09, 2019	7,307,800	36
Monday, April 08, 2019	17,604,003	56
Sunday, April 07, 2019	-	0
Saturday, April 06, 2019	135,000	1
Friday, April 05, 2019	23,798,563	94
Thursday, April 04, 2019	6,324,300	36
	72,218,620	276

% Changed	\$	#
Prior Year	-37%	-38%
8 - 14 Days	-56%	-62%



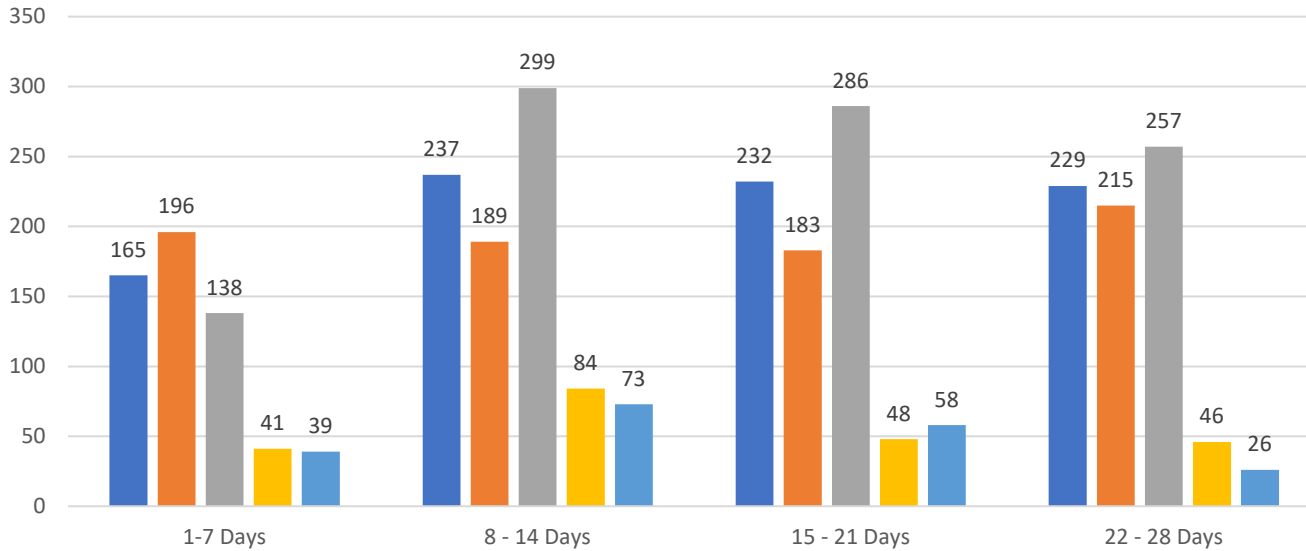


4 WEEK REAL ESTATE MARKET REPORT

PINELLAS COUNTY - SINGLE FAMILY HOMES

Friday, April 10, 2020

as of: 4/11/2020



4 Week Totals

Active	863
Pending	783
Sold	980
Canceled	219
Temp Off Market	196

Price Change Count


Friday, April 10, 2020	42
Thursday, April 09, 2020	36
Wednesday, April 08, 2020	49
Tuesday, April 07, 2020	47
Monday, April 06, 2020	50
Sunday, April 05, 2020	16
Saturday, April 04, 2020	18

SOLD	\$	#
Friday, April 10, 2020	17,040,256	39
Thursday, April 09, 2020	10,869,656	29
Wednesday, April 08, 2020	7,908,500	24
Tuesday, April 07, 2020	6,287,545	20
Monday, April 06, 2020	14,381,186	35
Sunday, April 05, 2020	-	0
Saturday, April 04, 2020	-	0
	56,487,143	147

SOLD	\$	#
Wednesday, April 10, 2019	17,897,900	42
Tuesday, April 09, 2019	9,710,400	30
Monday, April 08, 2019	15,269,415	43
Sunday, April 07, 2019	-	0
Saturday, April 06, 2019	387,000	2
Friday, April 05, 2019	27,519,600	78
Thursday, April 04, 2019	15,883,200	40
	86,667,515	235

% Changed	\$	#
Prior Year	-35%	-37%
8 - 14 Days	-45%	-50%



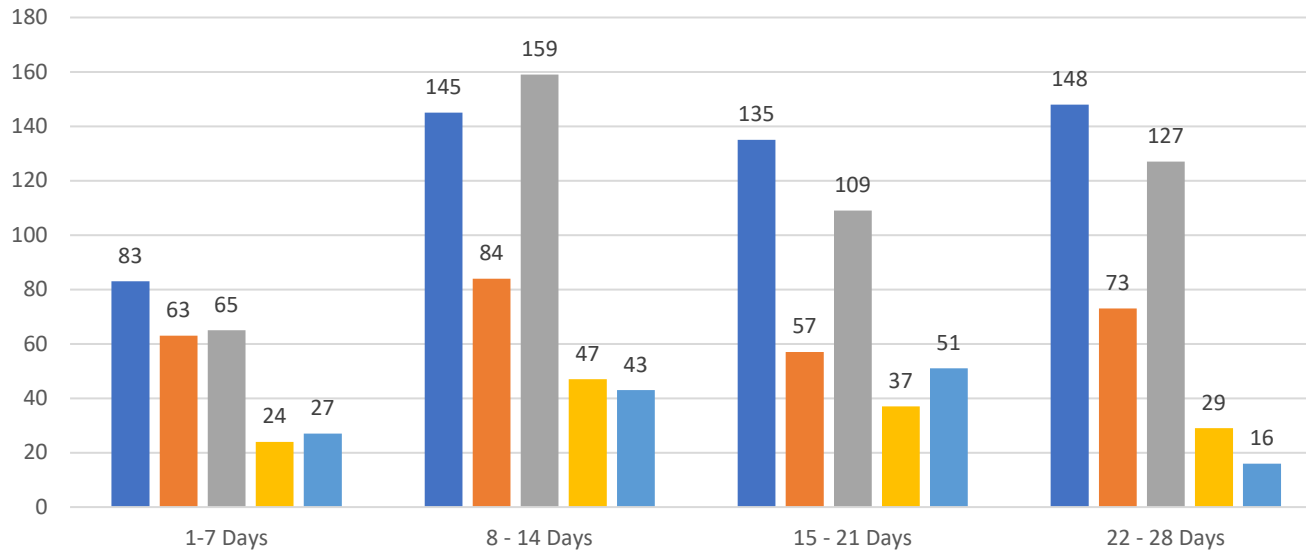


4 WEEK REAL ESTATE MARKET REPORT

PINELLAS COUNTY - CONDOMINIUM

Friday, April 10, 2020

as of: 4/11/2020



4 Week Totals

Active	511
Pending	277
Sold	460
Canceled	137
Temp Off Market	137

Price Change Count


Friday, April 10, 2020	13
Thursday, April 09, 2020	21
Wednesday, April 08, 2020	20
Tuesday, April 07, 2020	17
Monday, April 06, 2020	19
Sunday, April 05, 2020	7
Saturday, April 04, 2020	20

SOLD	\$	#
Friday, April 10, 2020	7,064,725	24
Thursday, April 09, 2020	3,408,400	18
Wednesday, April 08, 2020	2,207,400	11
Tuesday, April 07, 2020	2,117,900	11
Monday, April 06, 2020	4,856,100	20
Sunday, April 05, 2020	-	0
Saturday, April 04, 2020	-	0
	19,654,525	84

SOLD	\$	#
Wednesday, April 10, 2019	7,895,100	27
Tuesday, April 09, 2019	4,558,800	20
Monday, April 08, 2019	6,342,203	18
Sunday, April 07, 2019	-	0
Saturday, April 06, 2019	-	0
Friday, April 05, 2019	13,287,250	53
Thursday, April 04, 2019	2,174,300	14
	34,257,653	132

% Changed	\$	#
Prior Year	-43%	-36%
8 - 14 Days	-52%	-45%



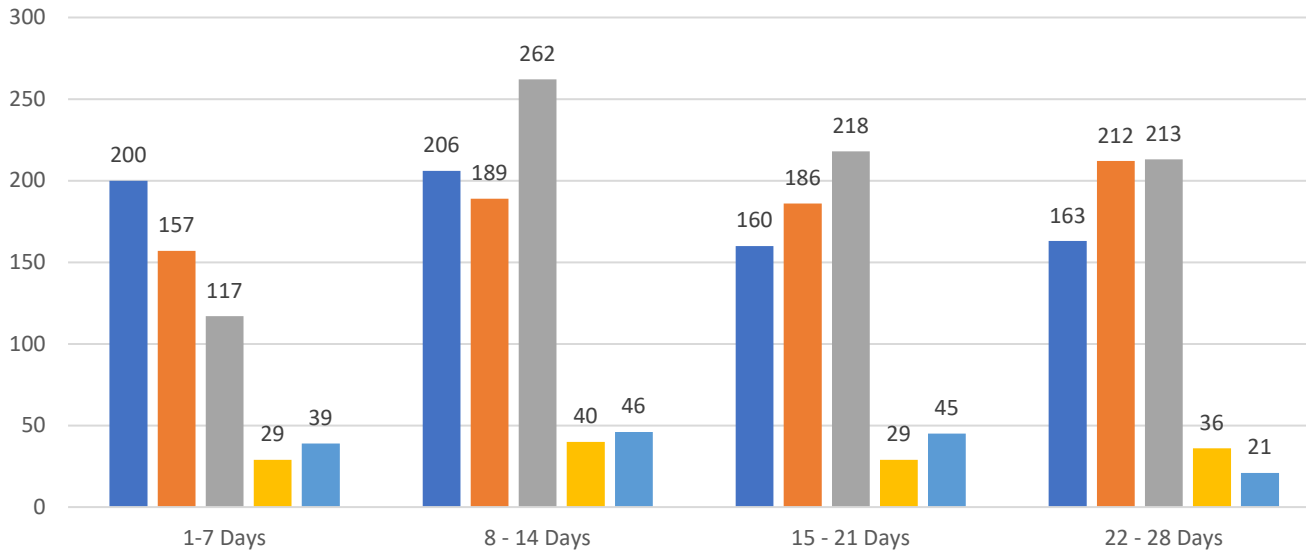


4 WEEK REAL ESTATE MARKET REPORT

PASCO COUNTY - SINGLE FAMILY HOMES

Friday, April 10, 2020

as of: 4/11/2020



4 Week Totals

Active	729
Pending	744
Sold	810
Canceled	134
Temp Off Market	151

Price Change Count


Friday, April 10, 2020	55
Thursday, April 09, 2020	27
Wednesday, April 08, 2020	43
Tuesday, April 07, 2020	31
Monday, April 06, 2020	30
Sunday, April 05, 2020	5
Saturday, April 04, 2020	7

SOLD	\$	#
Friday, April 10, 2020	8,827,900	36
Thursday, April 09, 2020	7,943,152	35
Wednesday, April 08, 2020	5,387,335	25
Tuesday, April 07, 2020	6,010,571	23
Monday, April 06, 2020	7,187,894	29
Sunday, April 05, 2020	-	0
Saturday, April 04, 2020	583,000	2
	35,939,852	150

SOLD	\$	#
Wednesday, April 10, 2019	10,545,457	37
Tuesday, April 09, 2019	3,490,090	15
Monday, April 08, 2019	8,467,120	39
Sunday, April 07, 2019	615,500	3
Saturday, April 06, 2019	443,000	2
Friday, April 05, 2019	9,390,636	40
Thursday, April 04, 2019	5,371,256	27
	38,323,059	163

% Changed	\$	#
Prior Year	-6%	-8%
8 - 14 Days	-42%	-36%



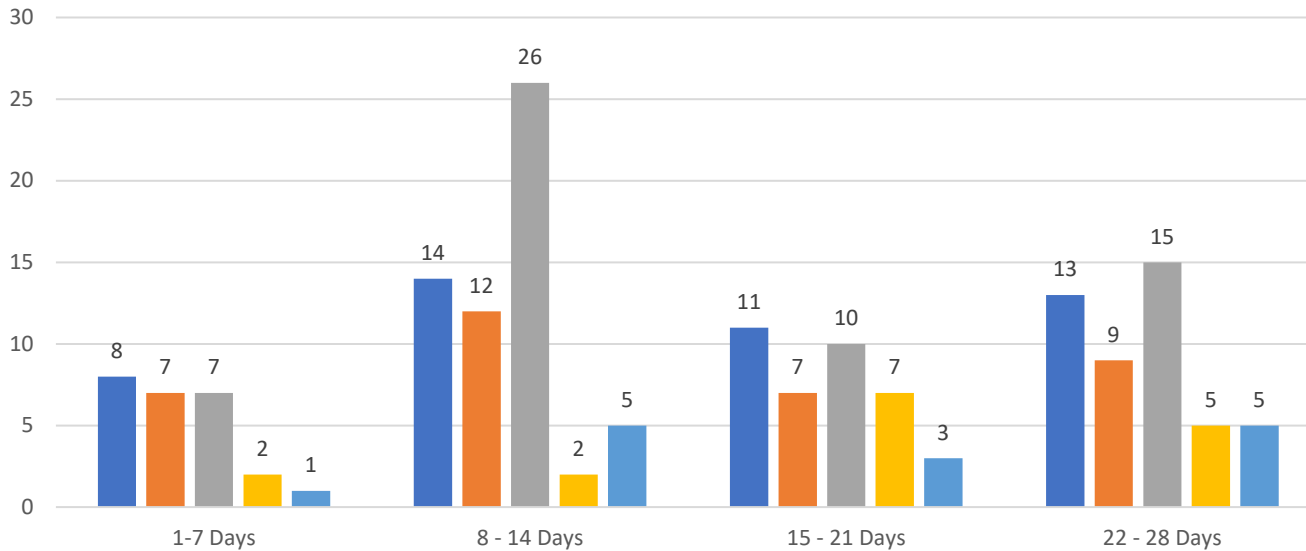


4 WEEK REAL ESTATE MARKET REPORT

PASCO COUNTY - CONDOMINIUM

Friday, April 10, 2020

as of: 4/11/2020



4 Week Totals

Active	46
Pending	35
Sold	58
Canceled	16
Temp Off Market	14

Price Change Count


Friday, April 10, 2020	0
Thursday, April 09, 2020	0
Wednesday, April 08, 2020	2
Tuesday, April 07, 2020	3
Monday, April 06, 2020	1
Sunday, April 05, 2020	1
Saturday, April 04, 2020	0

SOLD	\$	#
Friday, April 10, 2020	-	0
Thursday, April 09, 2020	104,000	1
Wednesday, April 08, 2020	-	0
Tuesday, April 07, 2020	143,500	2
Monday, April 06, 2020	90,000	1
Sunday, April 05, 2020	-	0
Saturday, April 04, 2020	-	0
	337,500	4

SOLD	\$	#
Wednesday, April 10, 2019	222,000	2
Tuesday, April 09, 2019	-	0
Monday, April 08, 2019	360,900	4
Sunday, April 07, 2019	-	0
Saturday, April 06, 2019	-	0
Friday, April 05, 2019	552,500	5
Thursday, April 04, 2019	203,000	2
	1,338,400	13

% Changed	\$	#
Prior Year	-75%	-69%
8 - 14 Days	-79%	-75%



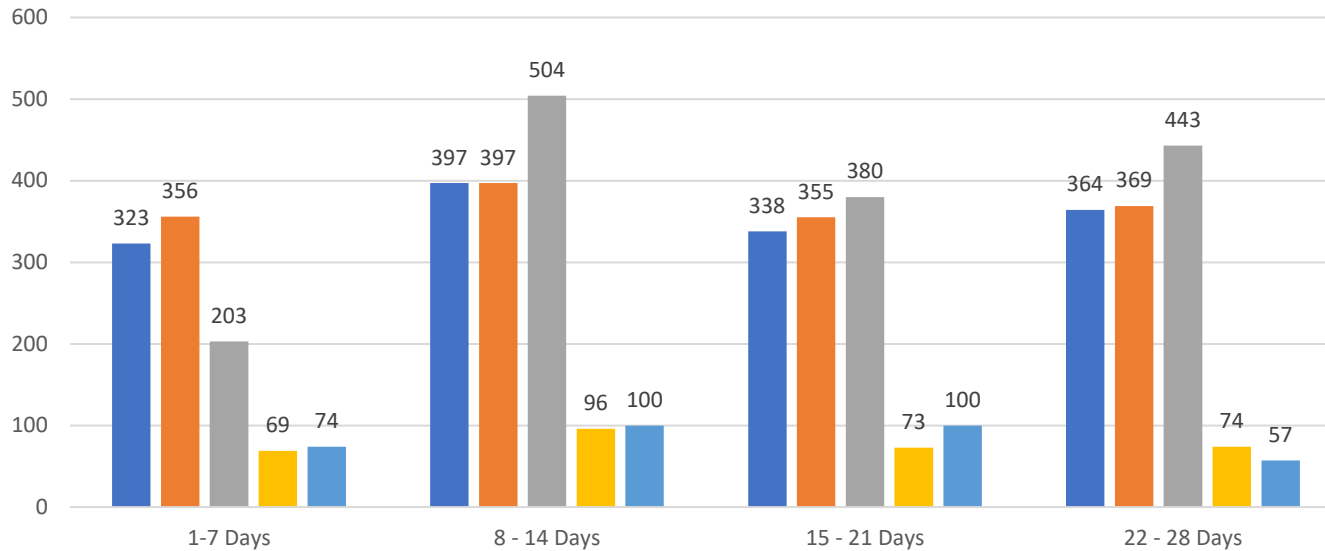


4 WEEK REAL ESTATE MARKET REPORT

HILLSBOROUGH COUNTY - SINGLE FAMILY HOMES

Friday, April 10, 2020

as of: 4/11/2020



4 Week Totals

Active	1,422
Pending	1,477
Sold	1,530
Canceled	312
Temp Off Market	331

Price Change Count


Friday, April 10, 2020	86
Thursday, April 09, 2020	61
Wednesday, April 08, 2020	83
Tuesday, April 07, 2020	77
Monday, April 06, 2020	66
Sunday, April 05, 2020	19
Saturday, April 04, 2020	29

SOLD	\$	#
Friday, April 10, 2020	19,966,400	57
Thursday, April 09, 2020	15,865,112	48
Wednesday, April 08, 2020	10,156,688	31
Tuesday, April 07, 2020	14,284,417	46
Monday, April 06, 2020	15,081,185	50
Sunday, April 05, 2020	384,500	2
Saturday, April 04, 2020	-	0
	75,738,302	234

SOLD	\$	#
Wednesday, April 10, 2019	12,220,521	47
Tuesday, April 09, 2019	11,830,328	37
Monday, April 08, 2019	18,969,517	65
Sunday, April 07, 2019	883,890	3
Saturday, April 06, 2019	700,490	2
Friday, April 05, 2019	29,836,956	103
Thursday, April 04, 2019	15,399,838	61
	89,841,540	318

% Changed	\$	#
Prior Year	-16%	-26%
8 - 14 Days	-49%	-48%



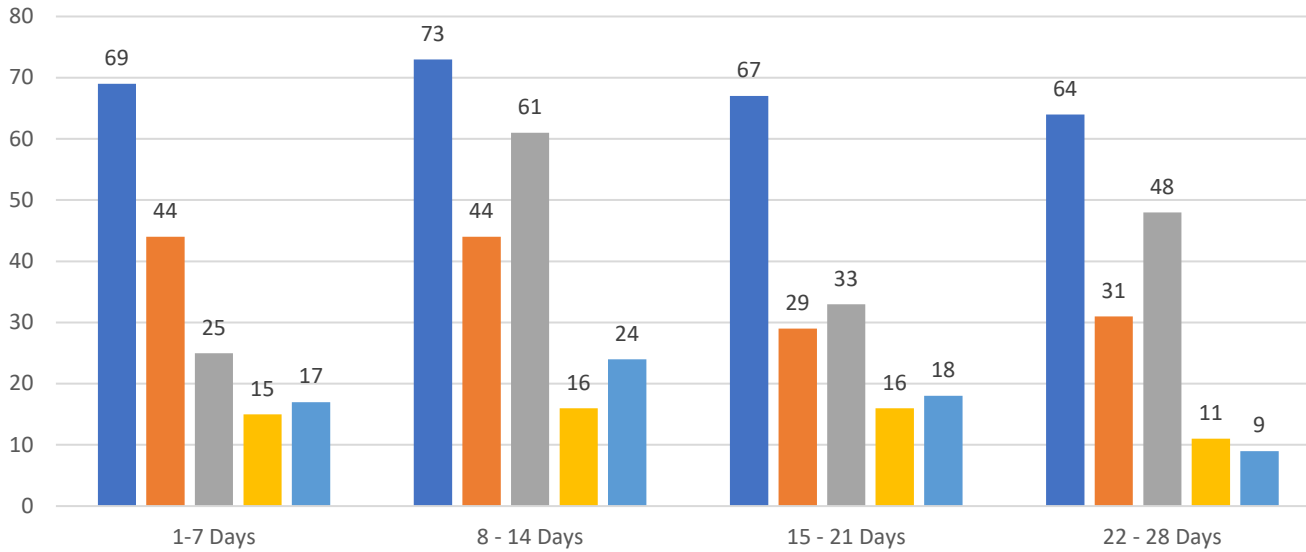


4 WEEK REAL ESTATE MARKET REPORT

HILLSBOROUGH COUNTY - CONDOMINIUM

Friday, April 10, 2020

as of: 4/11/2020



4 Week Totals

Active	273
Pending	148
Sold	167
Canceled	58
Temp Off Market	68

Price Change Count


Friday, April 10, 2020	4
Thursday, April 09, 2020	6
Wednesday, April 08, 2020	9
Tuesday, April 07, 2020	7
Monday, April 06, 2020	6
Sunday, April 05, 2020	2
Saturday, April 04, 2020	5

SOLD	\$	#
Friday, April 10, 2020	740,000	4
Thursday, April 09, 2020	767,490	4
Wednesday, April 08, 2020	681,000	6
Tuesday, April 07, 2020	139,000	1
Monday, April 06, 2020	1,507,500	7
Sunday, April 05, 2020	-	0
Saturday, April 04, 2020	-	0
	3,834,990	22

SOLD	\$	#
Wednesday, April 10, 2019	1,012,000	6
Tuesday, April 09, 2019	477,500	4
Monday, April 08, 2019	2,905,400	17
Sunday, April 07, 2019	-	0
Saturday, April 06, 2019	135,000	1
Friday, April 05, 2019	2,716,813	14
Thursday, April 04, 2019	1,998,600	11
	9,245,313	53

% Changed	\$	#
Prior Year	-59%	-58%
8 - 14 Days	-63%	-86%



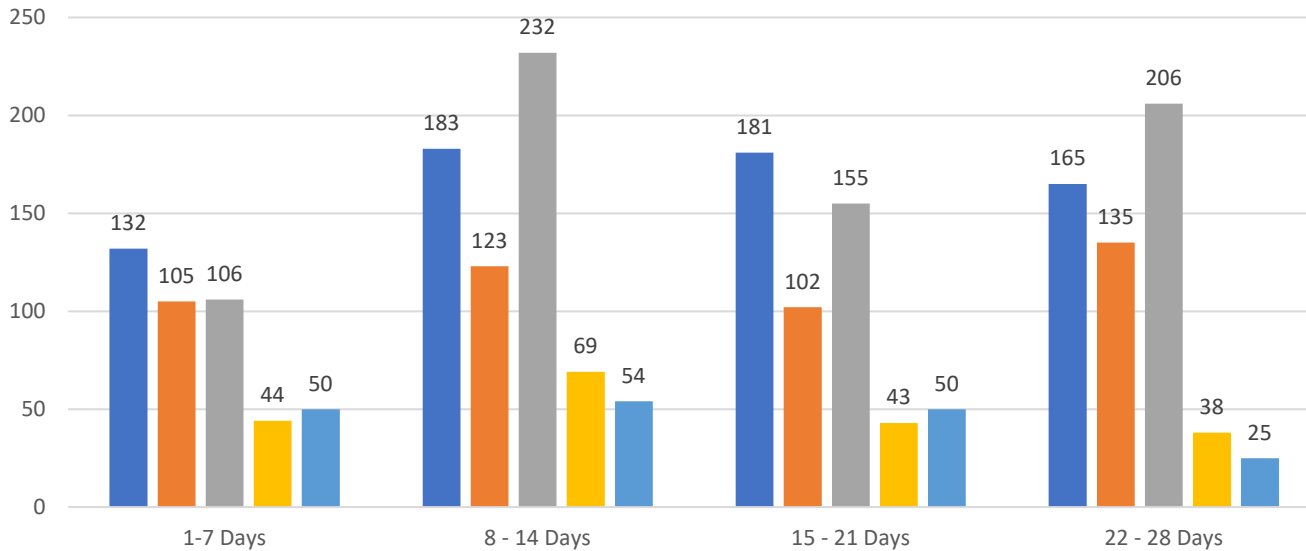


4 WEEK REAL ESTATE MARKET REPORT

SARASOTA COUNTY - SINGLE FAMILY HOMES

Friday, April 10, 2020

as of: 4/11/2020



4 Week Totals

Active	661
Pending	465
Sold	699
Canceled	194
Temp Off Market	179

Price Change Count


Friday, April 10, 2020	25
Thursday, April 09, 2020	25
Wednesday, April 08, 2020	43
Tuesday, April 07, 2020	26
Monday, April 06, 2020	27
Sunday, April 05, 2020	20
Saturday, April 04, 2020	14

SOLD	\$	#
Friday, April 10, 2020	14,447,960	35
Thursday, April 09, 2020	7,640,000	17
Wednesday, April 08, 2020	14,503,750	22
Tuesday, April 07, 2020	11,747,600	28
Monday, April 06, 2020	12,181,650	26
Sunday, April 05, 2020	-	0
Saturday, April 04, 2020	505,500	2
	61,026,460	130

SOLD	\$	#
Wednesday, April 10, 2019	16,530,731	33
Tuesday, April 09, 2019	7,342,400	24
Monday, April 08, 2019	9,116,185	26
Sunday, April 07, 2019	-	0
Saturday, April 06, 2019	-	0
Friday, April 05, 2019	21,152,479	49
Thursday, April 04, 2019	13,166,365	26
	67,308,160	158

% Changed	\$	#
Prior Year	-9%	-18%
8 - 14 Days	-29%	-38%



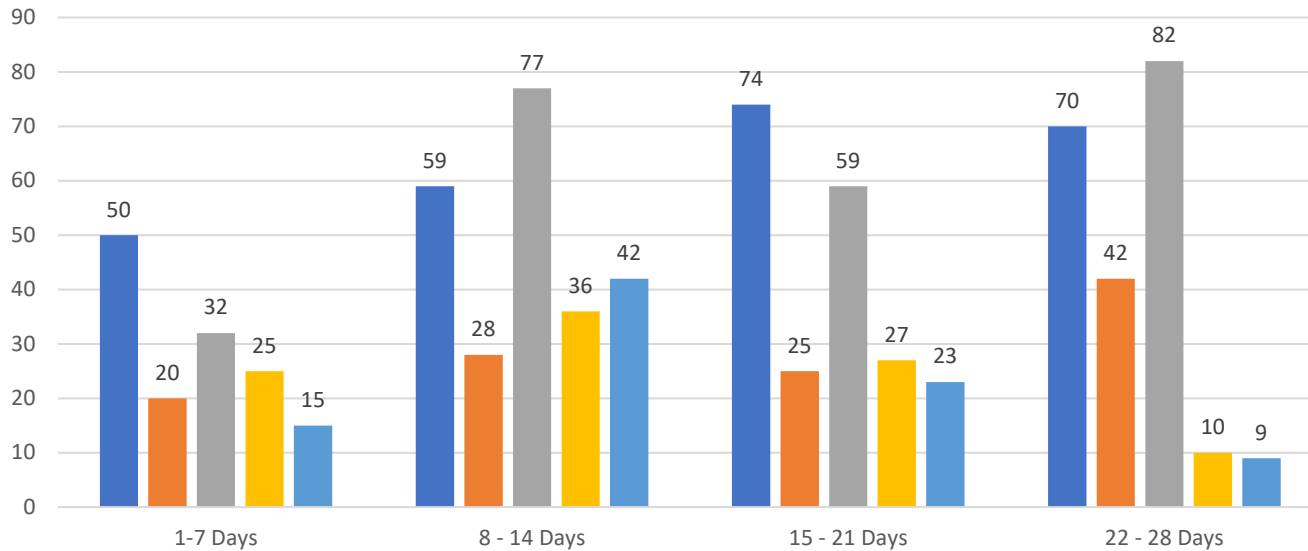


4 WEEK REAL ESTATE MARKET REPORT

SARASOTA COUNTY - CONDOMINIUM

Friday, April 10, 2020

as of: 4/11/2020



4 Week Totals

Active	253
Pending	115
Sold	250
Canceled	98
Temp Off Market	89

Price Change Count


Friday, April 10, 2020	9
Thursday, April 09, 2020	6
Wednesday, April 08, 2020	9
Tuesday, April 07, 2020	7
Monday, April 06, 2020	6
Sunday, April 05, 2020	2
Saturday, April 04, 2020	1

SOLD	\$	#
Friday, April 10, 2020	2,116,282	6
Thursday, April 09, 2020	2,767,000	11
Wednesday, April 08, 2020	1,886,000	5
Tuesday, April 07, 2020	1,769,000	7
Monday, April 06, 2020	7,543,643	10
Sunday, April 05, 2020	-	0
Saturday, April 04, 2020	-	0
	16,081,925	39

SOLD	\$	#
Wednesday, April 10, 2019	7,070,854	14
Tuesday, April 09, 2019	1,797,000	9
Monday, April 08, 2019	6,007,000	12
Sunday, April 07, 2019	-	0
Saturday, April 06, 2019	-	0
Friday, April 05, 2019	5,762,000	14
Thursday, April 04, 2019	1,423,900	6
	22,060,754	55

% Changed	\$	#
Prior Year	-27%	-29%
8 - 14 Days	-54%	-46%



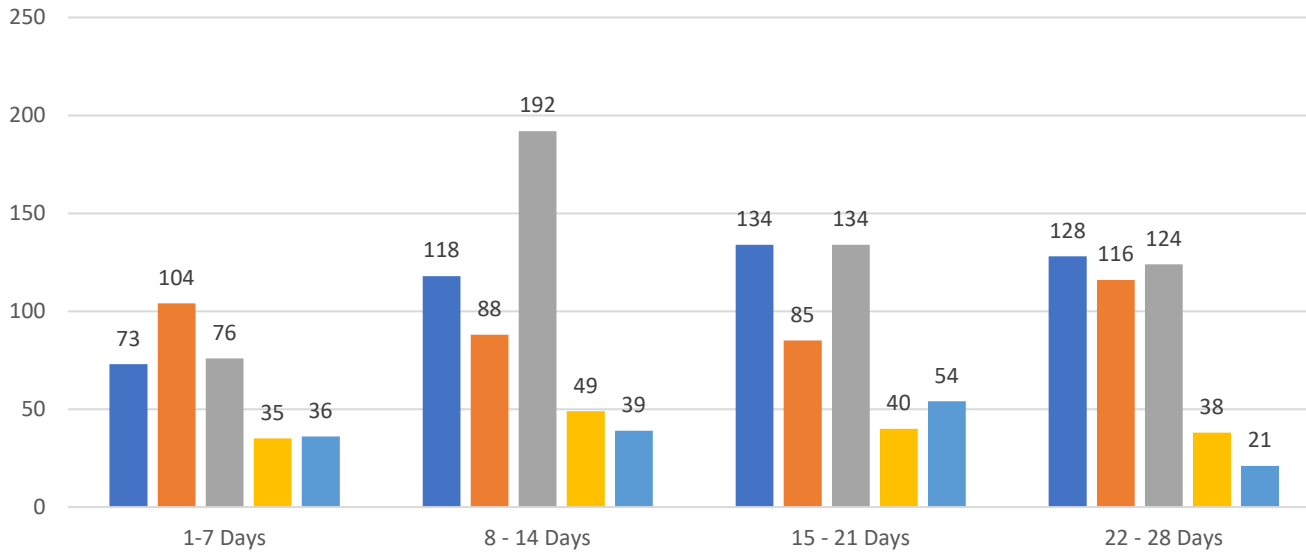


4 WEEK REAL ESTATE MARKET REPORT

MANATEE COUNTY - SINGLE FAMILY HOMES

Friday, April 10, 2020

as of: 4/11/2020



4 Week Totals

Active	453
Pending	393
Sold	526
Canceled	162
Temp Off Market	150

Price Change Count


Friday, April 10, 2020	34
Thursday, April 09, 2020	16
Wednesday, April 08, 2020	32
Tuesday, April 07, 2020	19
Monday, April 06, 2020	21
Sunday, April 05, 2020	16
Saturday, April 04, 2020	10

SOLD	\$	#
Friday, April 10, 2020	5,231,490	15
Thursday, April 09, 2020	7,645,400	20
Wednesday, April 08, 2020	6,112,650	13
Tuesday, April 07, 2020	8,154,790	21
Monday, April 06, 2020	8,040,244	17
Sunday, April 05, 2020	-	0
Saturday, April 04, 2020	780,930	3
	35,965,504	89

SOLD	\$	#
Wednesday, April 10, 2019	7,866,332	19
Tuesday, April 09, 2019	9,211,110	15
Monday, April 08, 2019	7,303,275	19
Sunday, April 07, 2019	-	0
Saturday, April 06, 2019	-	0
Friday, April 05, 2019	16,781,799	36
Thursday, April 04, 2019	5,666,800	16
	46,829,316	105

% Changed	\$	#
Prior Year	-23%	-15%
8 - 14 Days	-39%	-41%



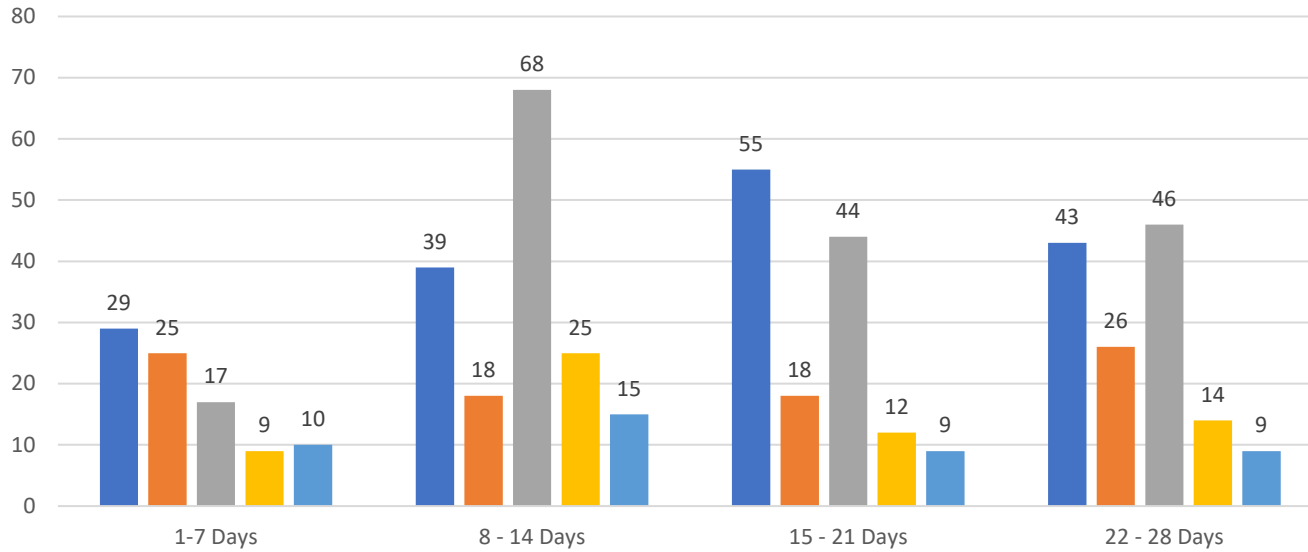


4 WEEK REAL ESTATE MARKET REPORT

MANATEE COUNTY - CONDOMINIUM

Friday, April 10, 2020

as of: 4/11/2020



4 Week Totals

Active	166
Pending	87
Sold	175
Canceled	60
Temp Off Market	43

Price Change Count

Friday, April 10, 2020	6
Thursday, April 09, 2020	6
Wednesday, April 08, 2020	11
Tuesday, April 07, 2020	5
Monday, April 06, 2020	6
Sunday, April 05, 2020	3
Saturday, April 04, 2020	0

SOLD	\$	#
Friday, April 10, 2020	2,520,000	9
Thursday, April 09, 2020	1,231,900	5
Wednesday, April 08, 2020	800,500	4
Tuesday, April 07, 2020	1,045,000	5
Monday, April 06, 2020	-	0
Sunday, April 05, 2020	-	0
Saturday, April 04, 2020	-	0
Total	5,597,400	23

SOLD	\$	#
Wednesday, April 10, 2019	849,000	4
Tuesday, April 09, 2019	474,500	3
Monday, April 08, 2019	1,988,500	5
Sunday, April 07, 2019	-	0
Saturday, April 06, 2019	-	0
Friday, April 05, 2019	1,480,000	8
Thursday, April 04, 2019	524,500	3
Total	5,316,500	23

% Changed	\$	#
Prior Year	5%	0%
8 - 14 Days	-64%	-60%

