




## **4 WEEK REAL ESTATE MARKET REPORT**

**Monday, April 13, 2020**

*As of: Tuesday, April 14, 2020*

- 2 Cumulative Tampa Bay Report - Single Family Home**
- 3 Cumulative Tampa Bay Report - Condominium**
- 4 Pinellas County - Single Family Home**
- 5 Pinellas County - Condominium**
- 6 Pasco County - Single Family Home**
- 7 Pasco County - Condominium**
- 8 Hillsborough County - Single Family Home**
- 9 Hillsborough County - Condominium**
- 10 Sarasota County - Single Family Home**
- 11 Sarasota County - Condominium**
- 12 Manatee County - Single Family Home**
- 13 Manatee County - Condominium**

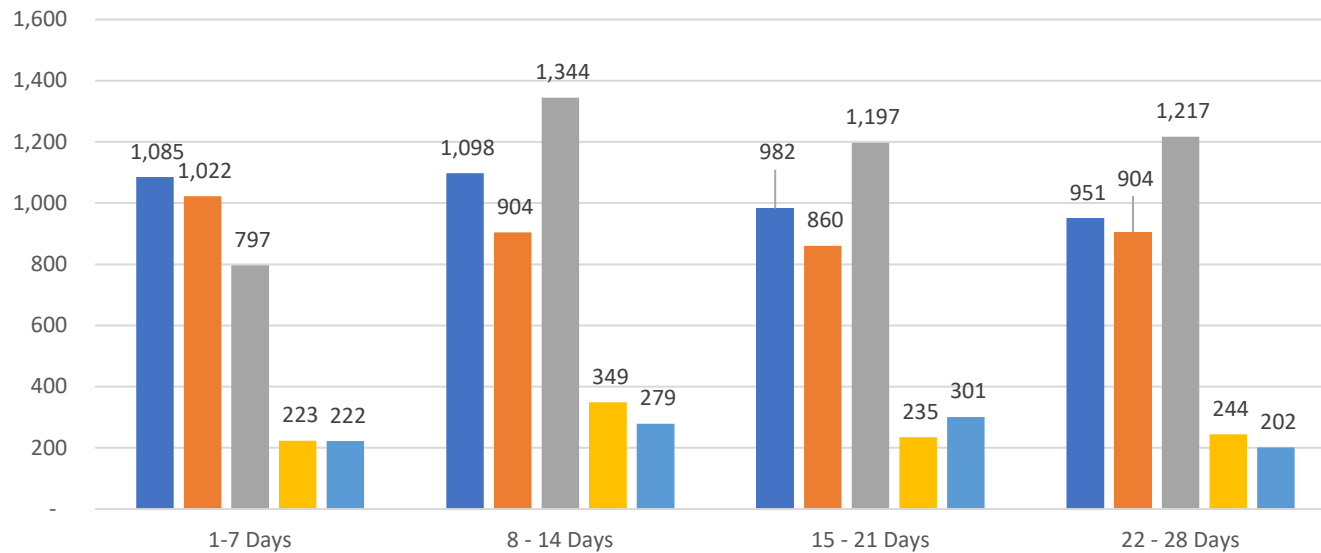


# 4 WEEK REAL ESTATE MARKET REPORT

## TAMPA BAY - SINGLE FAMILY HOMES

Monday, April 13, 2020

as of: 4/14/2020



### 4 Week Totals

Active	4,116
Pending	3,690
Sold	4,555
Canceled	1,051
Temp Off Market	1,004

### Price Change Count


Monday, April 13, 2020	233
Sunday, April 12, 2020	26
Saturday, April 11, 2020	104
Friday, April 10, 2020	251
Thursday, April 09, 2020	169
Wednesday, April 08, 2020	251
Tuesday, April 07, 2020	195

SOLD	\$	#
Monday, April 13, 2020	26,650,108	65
Sunday, April 12, 2020	-	0
Saturday, April 11, 2020	339,000	1
Friday, April 10, 2020	84,542,741	221
Thursday, April 09, 2020	52,555,320	156
Wednesday, April 08, 2020	44,068,923	115
Tuesday, April 07, 2020	46,768,913	139
<b>TOTAL</b>	<b>254,925,005</b>	<b>697</b>

SOLD	\$	#
Saturday, April 13, 2019	3,920,568	13
Friday, April 12, 2019	131,524,530	379
Thursday, April 11, 2019	51,499,191	161
Wednesday, April 10, 2019	65,060,941	178
Tuesday, April 09, 2019	41,584,328	121
Monday, April 08, 2019	59,125,512	192
Sunday, April 07, 2019	1,499,390	6
<b>TOTAL</b>	<b>354,214,460</b>	<b>1050</b>

% Changed	\$	#
Prior Year	-28%	-34%
8 - 14 Days	-39%	-42%



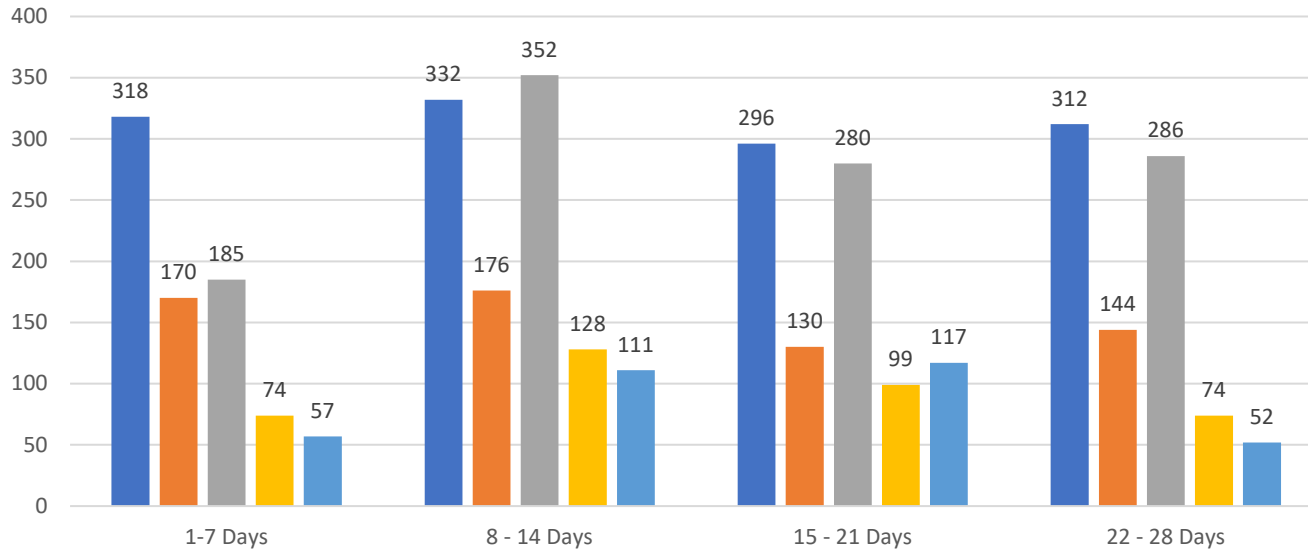


# 4 WEEK REAL ESTATE MARKET REPORT

## TAMPA BAY - CONDOMINIUM

Monday, April 13, 2020

as of: 4/14/2020



### 4 Week Totals

Active	1,258
Pending	620
Sold	1,103
Canceled	375
Temp Off Market	337

### Price Change Count


Monday, April 13, 2020	62
Sunday, April 12, 2020	18
Saturday, April 11, 2020	15
Friday, April 10, 2020	35
Thursday, April 09, 2020	42
Wednesday, April 08, 2020	51
Tuesday, April 07, 2020	38

SOLD	\$	#
Monday, April 13, 2020	2,669,000	14
Sunday, April 12, 2020	-	0
Saturday, April 11, 2020	-	0
Friday, April 10, 2020	14,355,507	54
Thursday, April 09, 2020	8,567,290	41
Wednesday, April 08, 2020	5,574,900	26
Tuesday, April 07, 2020	5,214,400	26
<b>Total</b>	<b>36,381,097</b>	<b>161</b>

SOLD	\$	#
Saturday, April 13, 2019	150,000	1
Friday, April 12, 2019	21,931,581	86
Thursday, April 11, 2019	11,832,778	45
Wednesday, April 10, 2019	17,048,954	53
Tuesday, April 09, 2019	7,307,800	36
Monday, April 08, 2019	17,604,003	56
Sunday, April 07, 2019	-	0
<b>Total</b>	<b>75,875,116</b>	<b>277</b>

% Changed	\$	#
Prior Year	-52%	-42%
8 - 14 Days	-60%	-60%



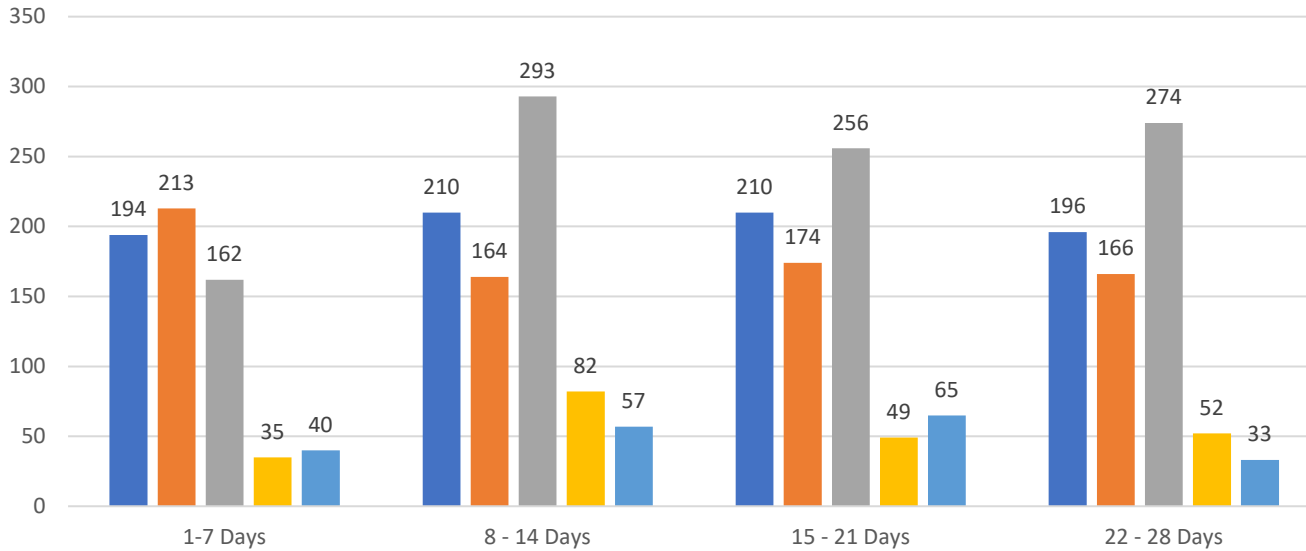


# 4 WEEK REAL ESTATE MARKET REPORT

## PINELLAS COUNTY - SINGLE FAMILY HOMES

Monday, April 13, 2020

as of: 4/14/2020



### 4 Week Totals

Active	810
Pending	717
Sold	985
Canceled	218
Temp Off Market	195

### Price Change Count


Monday, April 13, 2020	49
Sunday, April 12, 2020	6
Saturday, April 11, 2020	14
Friday, April 10, 2020	43
Thursday, April 09, 2020	36
Wednesday, April 08, 2020	48
Tuesday, April 07, 2020	47

SOLD	\$	#
Monday, April 13, 2020	7,923,800	17
Sunday, April 12, 2020	-	0
Saturday, April 11, 2020	-	0
Friday, April 10, 2020	21,192,156	50
Thursday, April 09, 2020	11,956,656	33
Wednesday, April 08, 2020	7,908,500	24
Tuesday, April 07, 2020	6,287,545	20
	<b>55,268,657</b>	<b>144</b>

SOLD	\$	#
Saturday, April 13, 2019	506,500	3
Friday, April 12, 2019	27,772,061	78
Thursday, April 11, 2019	15,510,650	37
Wednesday, April 10, 2019	17,897,900	42
Tuesday, April 09, 2019	9,710,400	30
Monday, April 08, 2019	15,269,415	43
Sunday, April 07, 2019	-	0
	<b>86,666,926</b>	<b>233</b>

% Changed	\$	#
Prior Year	-36%	-38%
8 - 14 Days	-42%	-44%



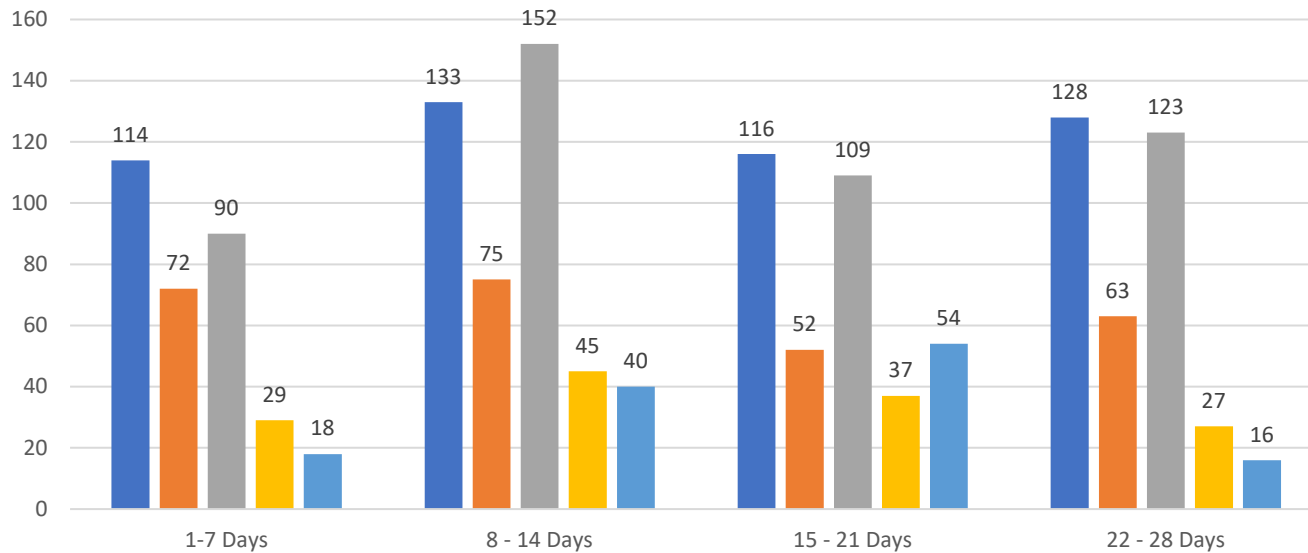


# 4 WEEK REAL ESTATE MARKET REPORT

## PINELLAS COUNTY - CONDOMINIUM

Monday, April 13, 2020

as of: 4/14/2020



### 4 Week Totals

Active	491
Pending	262
Sold	474
Canceled	138
Temp Off Market	128

### Price Change Count


Monday, April 13, 2020	18
Sunday, April 12, 2020	8
Saturday, April 11, 2020	8
Friday, April 10, 2020	13
Thursday, April 09, 2020	22
Wednesday, April 08, 2020	21
Tuesday, April 07, 2020	16

SOLD	\$	#
Monday, April 13, 2020	637,500	4
Sunday, April 12, 2020	-	0
Saturday, April 11, 2020	-	0
Friday, April 10, 2020	8,196,225	30
Thursday, April 09, 2020	3,408,400	18
Wednesday, April 08, 2020	2,207,400	11
Tuesday, April 07, 2020	2,117,900	11
<b>Total</b>	<b>16,567,425</b>	<b>74</b>

SOLD	\$	#
Saturday, April 13, 2019	150,000	1
Friday, April 12, 2019	10,714,050	41
Thursday, April 11, 2019	3,432,170	17
Wednesday, April 10, 2019	7,895,100	27
Tuesday, April 09, 2019	4,558,800	20
Monday, April 08, 2019	6,342,203	18
Sunday, April 07, 2019	-	0
<b>Total</b>	<b>33,092,323</b>	<b>124</b>

% Changed	\$	#
Prior Year	-50%	-40%
8 - 14 Days	-47%	-45%



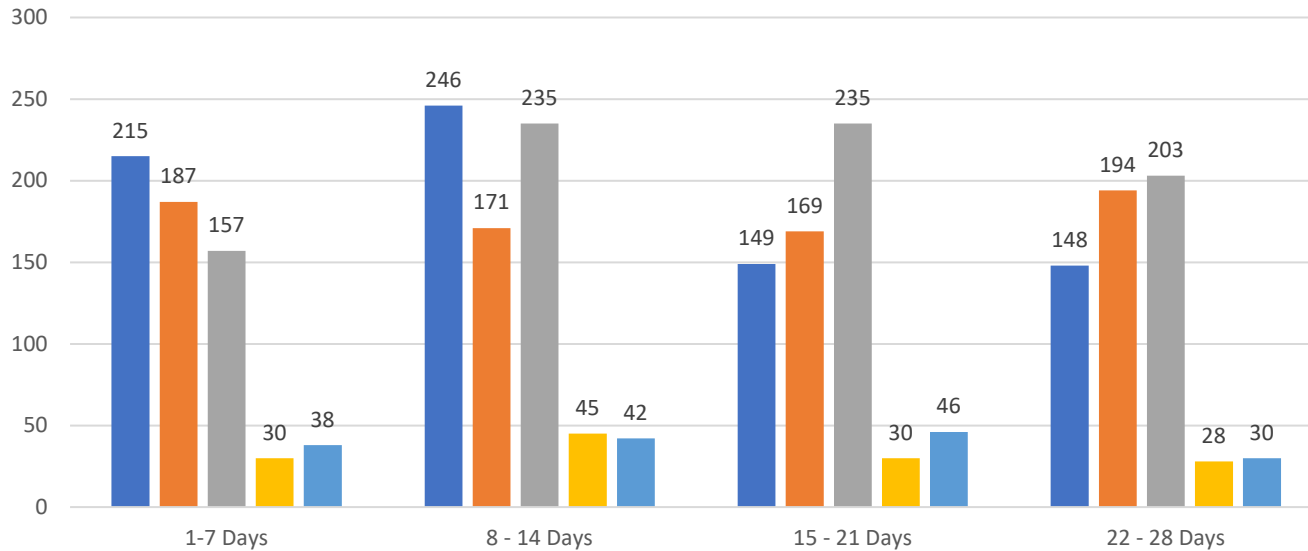


# 4 WEEK REAL ESTATE MARKET REPORT

## PASCO COUNTY - SINGLE FAMILY HOMES

Monday, April 13, 2020

as of: 4/14/2020



### 4 Week Totals

Active	758
Pending	721
Sold	830
Canceled	133
Temp Off Market	156

### Price Change Count


Monday, April 13, 2020	44
Sunday, April 12, 2020	5
Saturday, April 11, 2020	20
Friday, April 10, 2020	55
Thursday, April 09, 2020	30
Wednesday, April 08, 2020	43
Tuesday, April 07, 2020	30

SOLD	\$	#
Monday, April 13, 2020	2,973,800	14
Sunday, April 12, 2020	-	0
Saturday, April 11, 2020	-	0
Friday, April 10, 2020	9,596,900	41
Thursday, April 09, 2020	8,361,652	36
Wednesday, April 08, 2020	5,387,335	25
Tuesday, April 07, 2020	6,294,561	24
	<b>32,614,248</b>	<b>140</b>

SOLD	\$	#
Saturday, April 13, 2019	369,000	1
Friday, April 12, 2019	18,130,904	79
Thursday, April 11, 2019	4,606,025	27
Wednesday, April 10, 2019	10,545,457	37
Tuesday, April 09, 2019	3,490,090	15
Monday, April 08, 2019	8,467,120	39
Sunday, April 07, 2019	615,500	3
	<b>46,224,096</b>	<b>201</b>

% Changed	\$	#
Prior Year	-29%	-30%
8 - 14 Days	-42%	-33%



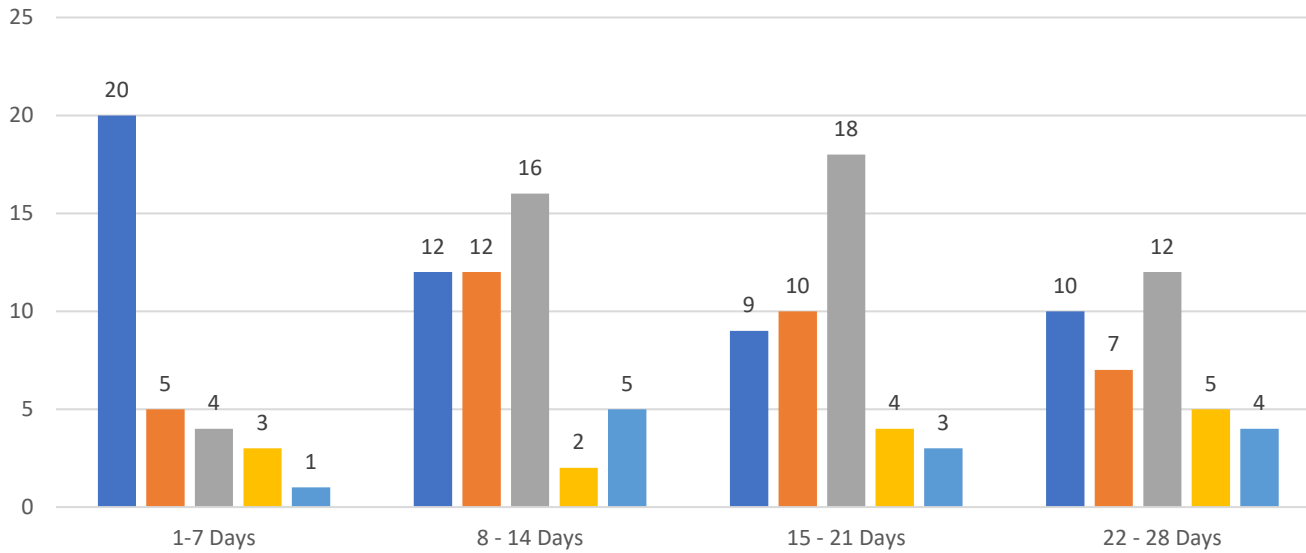


# 4 WEEK REAL ESTATE MARKET REPORT

## PASCO COUNTY - CONDOMINIUM

Monday, April 13, 2020

as of: 4/14/2020



### 4 Week Totals

Active	51
Pending	34
Sold	50
Canceled	14
Temp Off Market	13

### Price Change Count

Monday, April 13, 2020	1
Sunday, April 12, 2020	1
Saturday, April 11, 2020	0
Friday, April 10, 2020	1
Thursday, April 09, 2020	0
Wednesday, April 08, 2020	2
Tuesday, April 07, 2020	3

SOLD	\$	#
Monday, April 13, 2020	53,000	1
Sunday, April 12, 2020	-	0
Saturday, April 11, 2020	-	0
Friday, April 10, 2020	-	0
Thursday, April 09, 2020	104,000	1
Wednesday, April 08, 2020	-	0
Tuesday, April 07, 2020	143,500	2
	<b>300,500</b>	<b>4</b>

SOLD	\$	#
Saturday, April 13, 2019	-	0
Friday, April 12, 2019	880,400	8
Thursday, April 11, 2019	427,800	6
Wednesday, April 10, 2019	222,000	2
Tuesday, April 09, 2019	-	0
Monday, April 08, 2019	360,900	4
Sunday, April 07, 2019	-	0
	<b>1,891,100</b>	<b>20</b>

% Changed	\$	#
Prior Year	-84%	-80%
8 - 14 Days	-79%	-71%



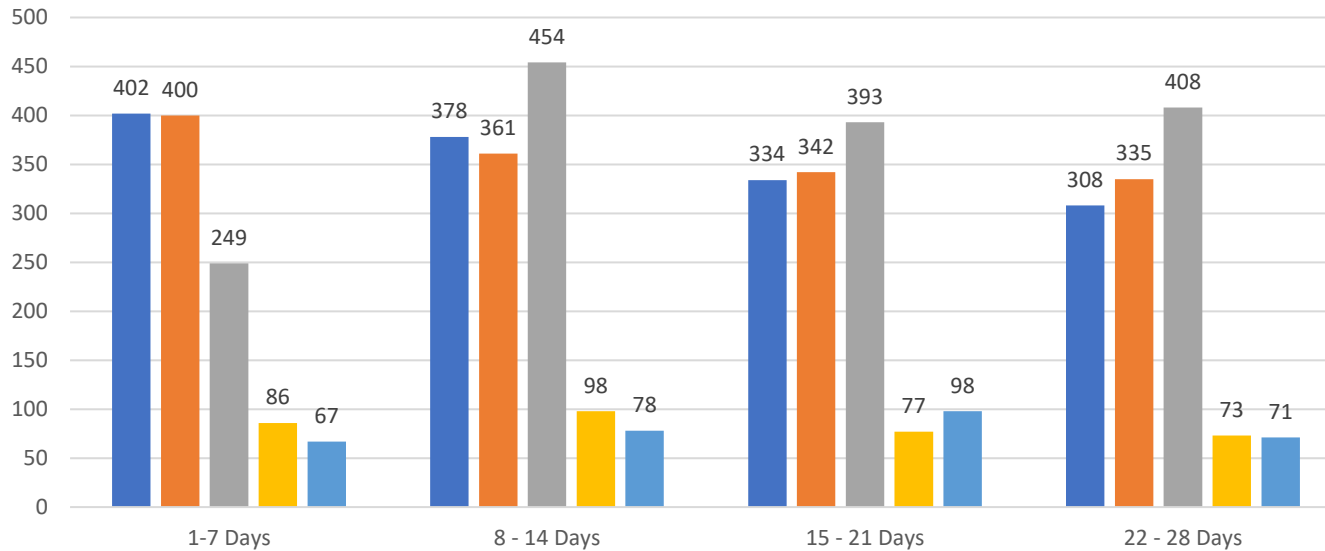


# 4 WEEK REAL ESTATE MARKET REPORT

## HILLSBOROUGH COUNTY - SINGLE FAMILY HOMES

Monday, April 13, 2020

as of: 4/14/2020



### 4 Week Totals

Active	1,422
Pending	1,438
Sold	1,504
Canceled	334
Temp Off Market	314

### Price Change Count

Monday, April 13, 2020	72
Sunday, April 12, 2020	5
Saturday, April 11, 2020	50
Friday, April 10, 2020	93
Thursday, April 09, 2020	61
Wednesday, April 08, 2020	84
Tuesday, April 07, 2020	75


SOLD	\$	#
Monday, April 13, 2020	10,442,008	19
Sunday, April 12, 2020	-	0
Saturday, April 11, 2020	-	0
Friday, April 10, 2020	24,928,598	70
Thursday, April 09, 2020	16,951,612	50
Wednesday, April 08, 2020	10,156,688	31
Tuesday, April 07, 2020	14,284,417	46
	<b>76,763,323</b>	<b>216</b>

SOLD	\$	#
Saturday, April 13, 2019	1,405,068	5
Friday, April 12, 2019	48,164,825	130
Thursday, April 11, 2019	12,716,699	43
Wednesday, April 10, 2019	12,220,521	47
Tuesday, April 09, 2019	11,830,328	37
Monday, April 08, 2019	18,969,517	65
Sunday, April 07, 2019	883,890	3
	<b>106,190,848</b>	<b>330</b>

% Changed	\$	#
Prior Year	-28%	-35%
8 - 14 Days	-41%	-46%





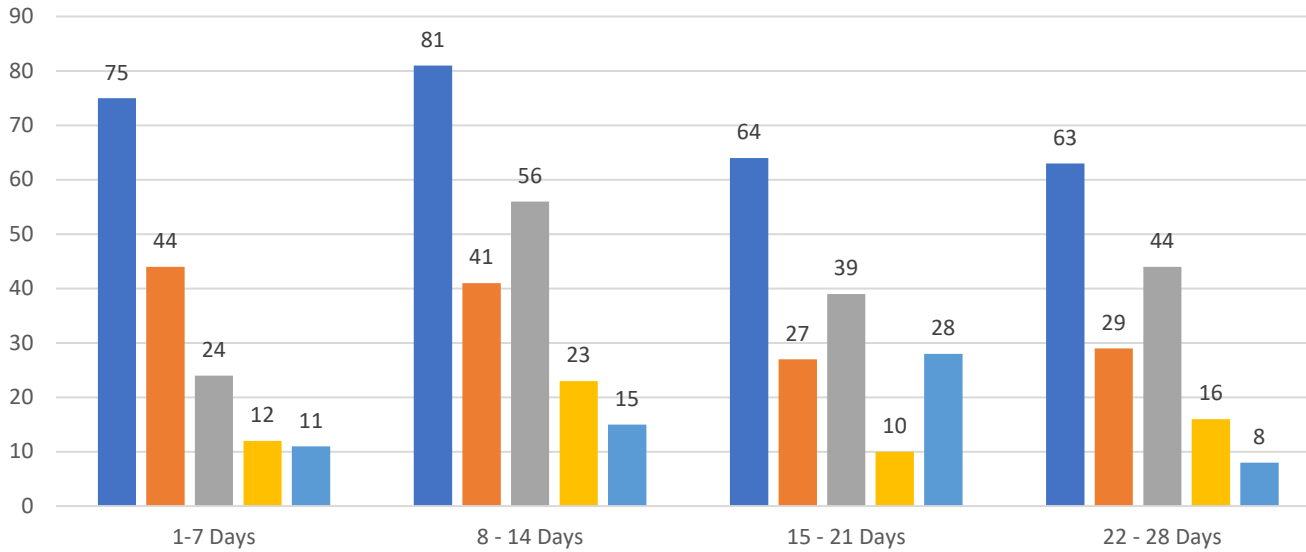


# 4 WEEK REAL ESTATE MARKET REPORT

## HILLSBOROUGH COUNTY - CONDOMINIUM

Monday, April 13, 2020

as of: 4/14/2020



### 4 Week Totals

Active	283
Pending	141
Sold	163
Canceled	61
Temp Off Market	62

### Price Change Count


Monday, April 13, 2020	9
Sunday, April 12, 2020	2
Saturday, April 11, 2020	4
Friday, April 10, 2020	5
Thursday, April 09, 2020	6
Wednesday, April 08, 2020	9
Tuesday, April 07, 2020	7

SOLD	\$	#
Monday, April 13, 2020	482,500	3
Sunday, April 12, 2020	-	0
Saturday, April 11, 2020	-	0
Friday, April 10, 2020	855,000	5
Thursday, April 09, 2020	880,990	5
Wednesday, April 08, 2020	681,000	6
Tuesday, April 07, 2020	139,000	1
	<b>3,038,490</b>	<b>20</b>

SOLD	\$	#
Saturday, April 13, 2019	-	0
Friday, April 12, 2019	2,404,400	11
Thursday, April 11, 2019	965,900	6
Wednesday, April 10, 2019	1,012,000	6
Tuesday, April 09, 2019	477,500	4
Monday, April 08, 2019	2,905,400	17
Sunday, April 07, 2019	-	0
	<b>7,765,200</b>	<b>44</b>

% Changed	\$	#
Prior Year	-61%	-55%
8 - 14 Days	-67%	-85%



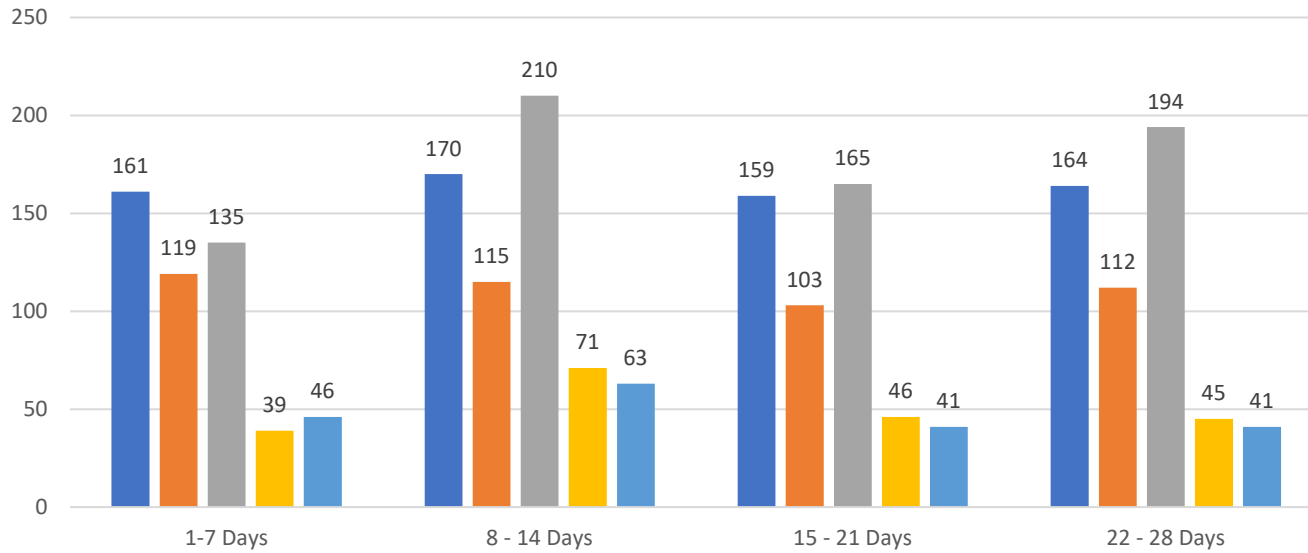


# 4 WEEK REAL ESTATE MARKET REPORT

## SARASOTA COUNTY - SINGLE FAMILY HOMES

Monday, April 13, 2020

as of: 4/14/2020



### 4 Week Totals

Active	654
Pending	449
Sold	704
Canceled	201
Temp Off Market	191

### Price Change Count


Monday, April 13, 2020	43
Sunday, April 12, 2020	5
Saturday, April 11, 2020	10
Friday, April 10, 2020	26
Thursday, April 09, 2020	25
Wednesday, April 08, 2020	43
Tuesday, April 07, 2020	25

SOLD	\$	#
Monday, April 13, 2020	2,993,400	8
Sunday, April 12, 2020	-	0
Saturday, April 11, 2020	339,000	1
Friday, April 10, 2020	21,332,960	40
Thursday, April 09, 2020	7,640,000	17
Wednesday, April 08, 2020	14,503,750	22
Tuesday, April 07, 2020	11,747,600	28
<b>Total</b>	<b>58,556,710</b>	<b>116</b>

SOLD	\$	#
Saturday, April 13, 2019	670,000	3
Friday, April 12, 2019	24,564,663	56
Thursday, April 11, 2019	7,339,727	24
Wednesday, April 10, 2019	16,530,731	33
Tuesday, April 09, 2019	7,342,400	24
Monday, April 08, 2019	9,116,185	26
Sunday, April 07, 2019	-	0
<b>Total</b>	<b>65,563,706</b>	<b>166</b>

% Changed	\$	#
Prior Year	-11%	-30%
8 - 14 Days	-28%	-41%



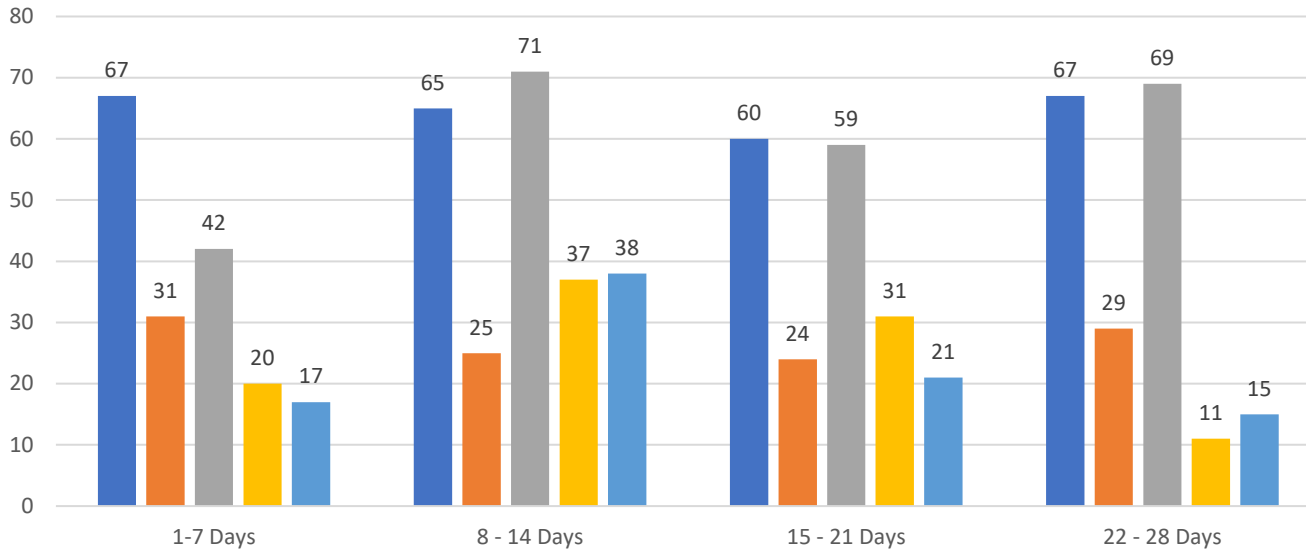


# 4 WEEK REAL ESTATE MARKET REPORT

## SARASOTA COUNTY - CONDOMINIUM

Monday, April 13, 2020

as of: 4/14/2020



### 4 Week Totals

Active	259
Pending	109
Sold	241
Canceled	99
Temp Off Market	91

### Price Change Count


Monday, April 13, 2020	13
Sunday, April 12, 2020	4
Saturday, April 11, 2020	2
Friday, April 10, 2020	10
Thursday, April 09, 2020	6
Wednesday, April 08, 2020	7
Tuesday, April 07, 2020	7

SOLD	\$	#
Monday, April 13, 2020	170,500	1
Sunday, April 12, 2020	-	0
Saturday, April 11, 2020	-	0
Friday, April 10, 2020	2,548,282	8
Thursday, April 09, 2020	2,942,000	12
Wednesday, April 08, 2020	1,886,000	5
Tuesday, April 07, 2020	1,769,000	7
	<b>9,315,782</b>	<b>33</b>

SOLD	\$	#
Saturday, April 13, 2019	-	0
Friday, April 12, 2019	5,439,731	17
Thursday, April 11, 2019	5,811,008	10
Wednesday, April 10, 2019	7,070,854	14
Tuesday, April 09, 2019	1,797,000	9
Monday, April 08, 2019	6,007,000	12
Sunday, April 07, 2019	-	0
	<b>26,125,593</b>	<b>62</b>

% Changed	\$	#
Prior Year	-64%	-47%
8 - 14 Days	-73%	-51%



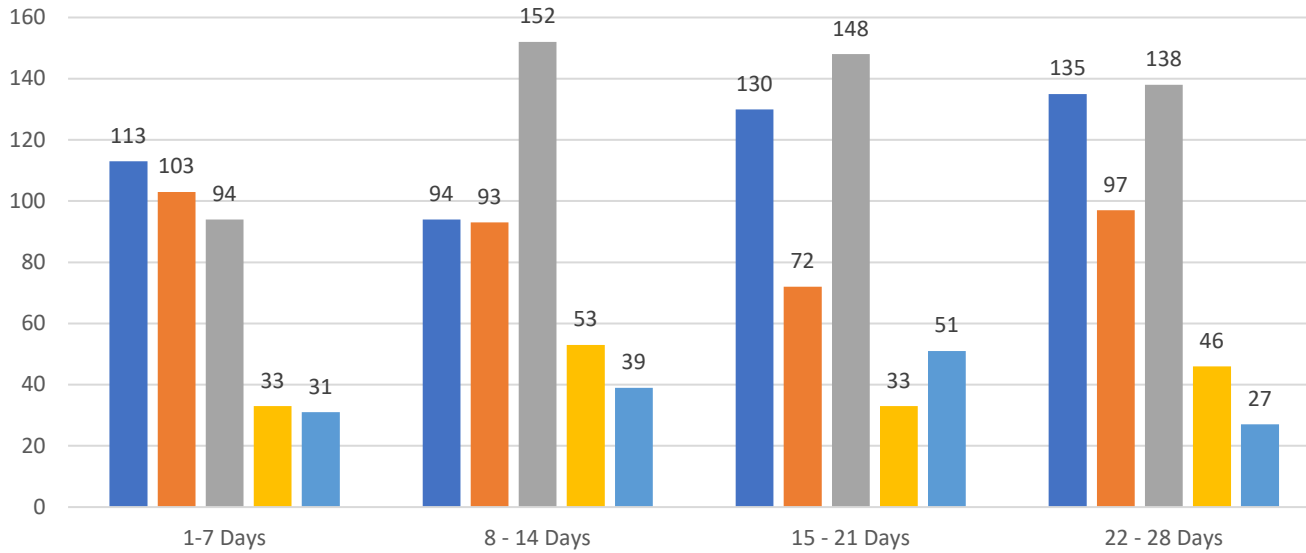


# 4 WEEK REAL ESTATE MARKET REPORT

## MANATEE COUNTY - SINGLE FAMILY HOMES

Monday, April 13, 2020

as of: 4/14/2020



### 4 Week Totals

Active	472
Pending	365
Sold	532
Canceled	165
Temp Off Market	148

### Price Change Count


Monday, April 13, 2020	25
Sunday, April 12, 2020	5
Saturday, April 11, 2020	10
Friday, April 10, 2020	34
Thursday, April 09, 2020	17
Wednesday, April 08, 2020	33
Tuesday, April 07, 2020	18

SOLD	\$	#
Monday, April 13, 2020	2,317,100	7
Sunday, April 12, 2020	-	0
Saturday, April 11, 2020	-	0
Friday, April 10, 2020	7,492,127	20
Thursday, April 09, 2020	7,645,400	20
Wednesday, April 08, 2020	6,112,650	13
Tuesday, April 07, 2020	8,154,790	21
<b>Total</b>	<b>31,722,067</b>	<b>81</b>

SOLD	\$	#
Saturday, April 13, 2019	970,000	1
Friday, April 12, 2019	12,892,077	36
Thursday, April 11, 2019	11,326,090	30
Wednesday, April 10, 2019	7,866,332	19
Tuesday, April 09, 2019	9,211,110	15
Monday, April 08, 2019	7,303,275	19
Sunday, April 07, 2019	-	0
<b>Total</b>	<b>49,568,884</b>	<b>120</b>

% Changed	\$	#
Prior Year	-36%	-33%
8 - 14 Days	-43%	-40%



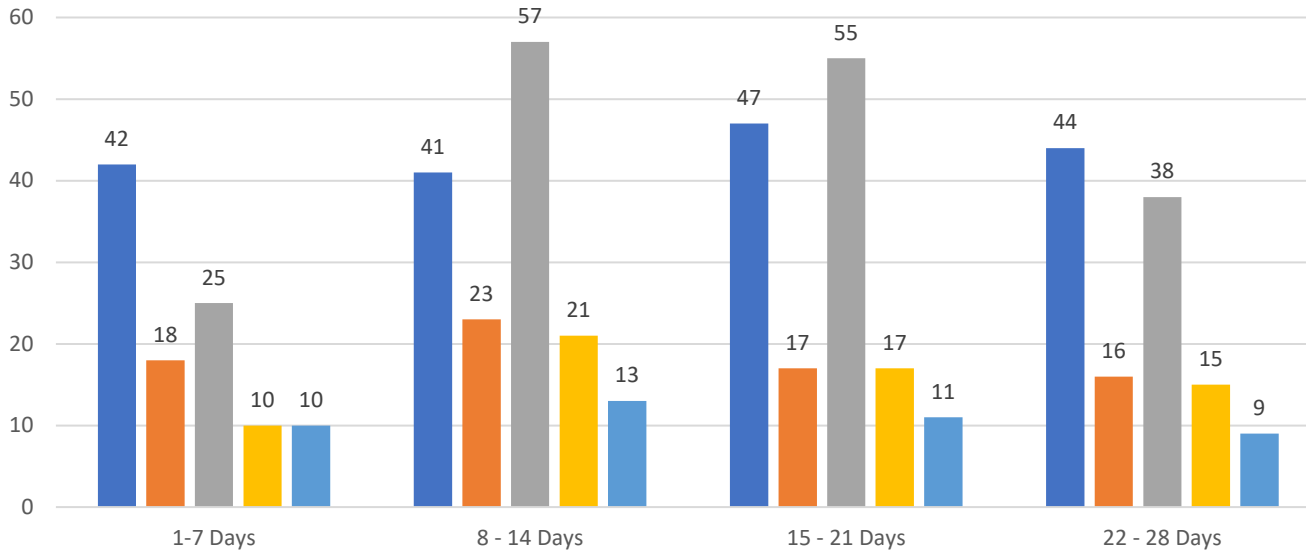


# 4 WEEK REAL ESTATE MARKET REPORT

## MANATEE COUNTY - CONDOMINIUM

Monday, April 13, 2020

as of: 4/14/2020



### 4 Week Totals

Active	174
Pending	74
Sold	175
Canceled	63
Temp Off Market	43

### Price Change Count

Monday, April 13, 2020	21
Sunday, April 12, 2020	3
Saturday, April 11, 2020	1
Friday, April 10, 2020	6
Thursday, April 09, 2020	8
Wednesday, April 08, 2020	12
Tuesday, April 07, 2020	5

SOLD	\$	#
Monday, April 13, 2020	1,325,500	5
Sunday, April 12, 2020	-	0
Saturday, April 11, 2020	-	0
Friday, April 10, 2020	2,756,000	11
Thursday, April 09, 2020	1,231,900	5
Wednesday, April 08, 2020	800,500	4
Tuesday, April 07, 2020	1,045,000	5
	<b>7,158,900</b>	<b>30</b>

SOLD	\$	#
Saturday, April 13, 2019	-	0
Friday, April 12, 2019	2,493,000	9
Thursday, April 11, 2019	1,195,900	6
Wednesday, April 10, 2019	849,000	4
Tuesday, April 09, 2019	474,500	3
Monday, April 08, 2019	1,988,500	5
Sunday, April 07, 2019	-	0
	<b>7,000,900</b>	<b>27</b>

% Changed	\$	#
Prior Year	2%	11%
8 - 14 Days	-48%	-41%

