




4 WEEK REAL ESTATE MARKET REPORT

Tuesday, April 14, 2020

As of: Wednesday, April 15, 2020

- 2 Cumulative Tampa Bay Report - Single Family Home**
- 3 Cumulative Tampa Bay Report - Condominium**
- 4 Pinellas County - Single Family Home**
- 5 Pinellas County - Condominium**
- 6 Pasco County - Single Family Home**
- 7 Pasco County - Condominium**
- 8 Hillsborough County - Single Family Home**
- 9 Hillsborough County - Condominium**
- 10 Sarasota County - Single Family Home**
- 11 Sarasota County - Condominium**
- 12 Manatee County - Single Family Home**
- 13 Manatee County - Condominium**

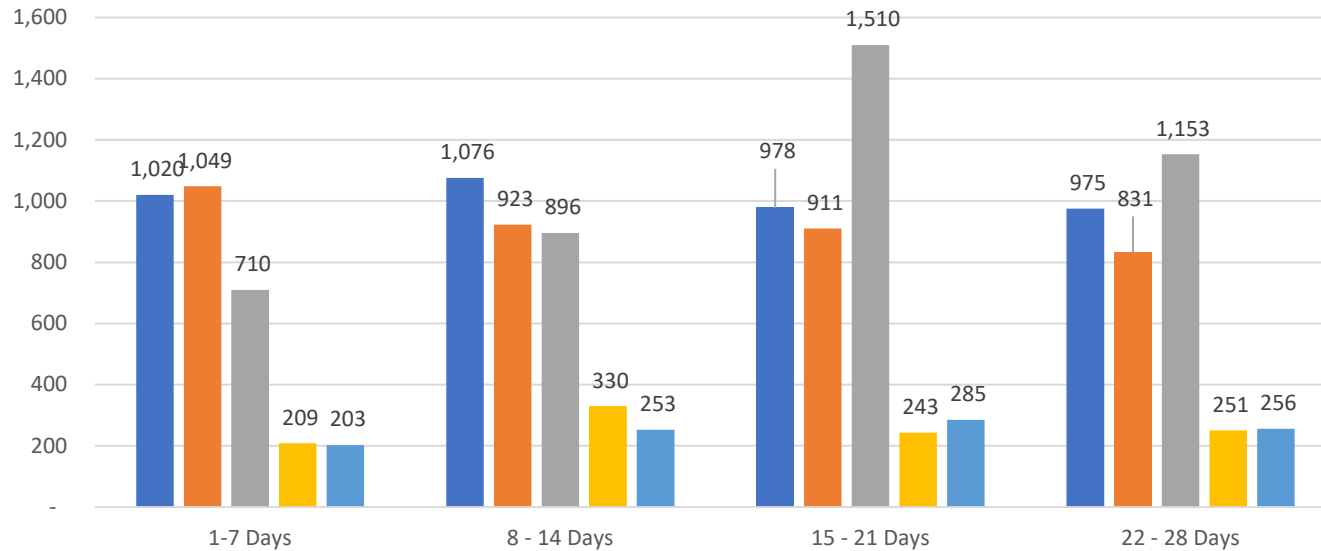


4 WEEK REAL ESTATE MARKET REPORT

TAMPA BAY - SINGLE FAMILY HOMES

Tuesday, April 14, 2020

as of: 4/15/2020



4 Week Totals

Active	4,049
Pending	3,714
Sold	4,269
Canceled	1,033
Temp Off Market	997

Price Change Count


Tuesday, April 14, 2020	209
Monday, April 13, 2020	232
Sunday, April 12, 2020	25
Saturday, April 11, 2020	104
Friday, April 10, 2020	247
Thursday, April 09, 2020	163
Wednesday, April 08, 2020	246

SOLD	\$	#
Tuesday, April 14, 2020	23,354,032	57
Monday, April 13, 2020	42,025,843	118
Sunday, April 12, 2020	246,000	1
Saturday, April 11, 2020	339,000	1
Friday, April 10, 2020	96,923,171	262
Thursday, April 09, 2020	52,555,320	156
Wednesday, April 08, 2020	44,068,923	115
TOTAL	259,512,289	710

SOLD	\$	#
Sunday, April 14, 2019	2,117,135	9
Saturday, April 13, 2019	3,920,568	13
Friday, April 12, 2019	131,524,530	379
Thursday, April 11, 2019	51,499,191	161
Wednesday, April 10, 2019	65,060,941	178
Tuesday, April 09, 2019	41,584,328	121
Monday, April 08, 2019	59,125,512	192
TOTAL	354,832,205	1053

% Changed	\$	#
Prior Year	-27%	-33%
8 - 14 Days	-17%	-21%



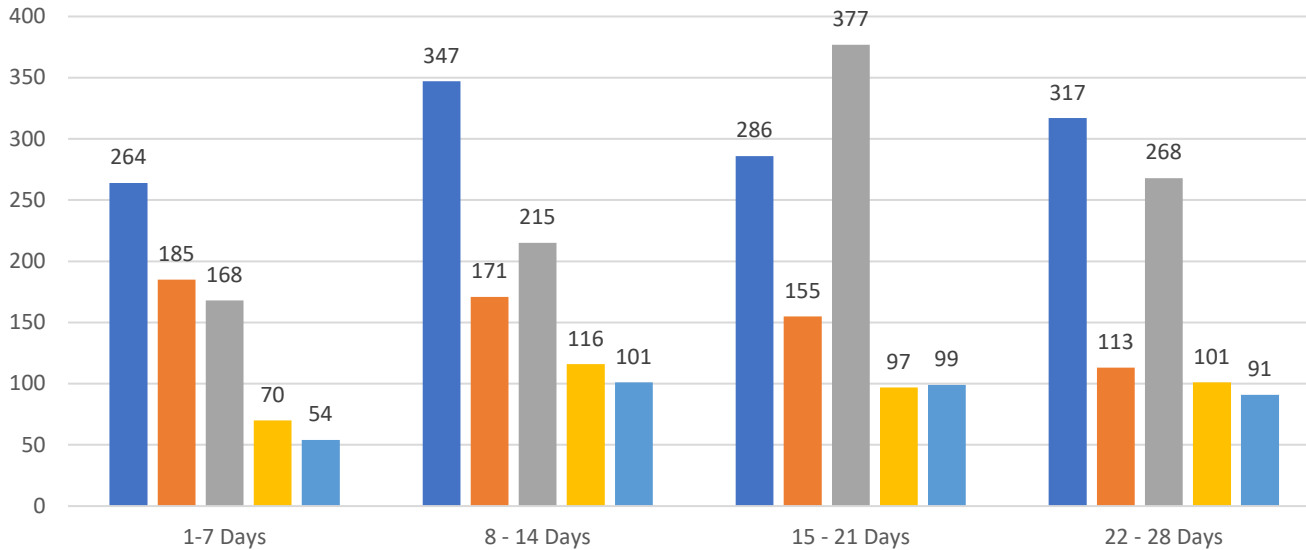


4 WEEK REAL ESTATE MARKET REPORT

TAMPA BAY - CONDOMINIUM

Tuesday, April 14, 2020

as of: 4/15/2020



4 Week Totals

Active	1,214
Pending	624
Sold	1,028
Canceled	384
Temp Off Market	345

Price Change Count


Tuesday, April 14, 2020	45
Monday, April 13, 2020	62
Sunday, April 12, 2020	18
Saturday, April 11, 2020	15
Friday, April 10, 2020	35
Thursday, April 09, 2020	42
Wednesday, April 08, 2020	51

SOLD	\$	#
Tuesday, April 14, 2020	2,755,900	12
Monday, April 13, 2020	4,944,500	20
Sunday, April 12, 2020	-	0
Saturday, April 11, 2020	-	0
Friday, April 10, 2020	18,209,007	69
Thursday, April 09, 2020	8,567,290	41
Wednesday, April 08, 2020	5,574,900	26
TOTAL	40,051,597	168

SOLD	\$	#
Sunday, April 14, 2019	163,000	1
Saturday, April 13, 2019	150,000	1
Friday, April 12, 2019	21,931,581	86
Thursday, April 11, 2019	11,832,778	45
Wednesday, April 10, 2019	17,048,954	53
Tuesday, April 09, 2019	7,307,800	36
Monday, April 08, 2019	17,604,003	56
TOTAL	76,038,116	278

% Changed	\$	#
Prior Year	-47%	-40%
8 - 14 Days	-32%	-40%



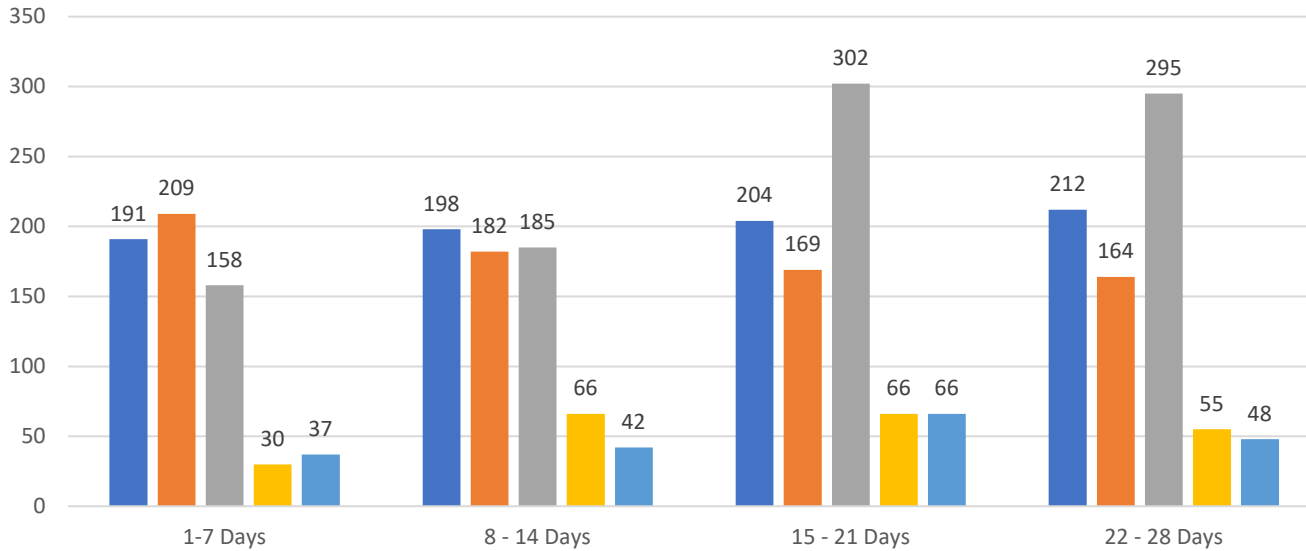


4 WEEK REAL ESTATE MARKET REPORT

PINELLAS COUNTY - SINGLE FAMILY HOMES

Tuesday, April 14, 2020

as of: 4/15/2020



4 Week Totals

Active	805
Pending	724
Sold	940
Canceled	217
Temp Off Market	193

Price Change Count


Tuesday, April 14, 2020	43
Monday, April 13, 2020	49
Sunday, April 12, 2020	5
Saturday, April 11, 2020	14
Friday, April 10, 2020	43
Thursday, April 09, 2020	34
Wednesday, April 08, 2020	47

SOLD	\$	#
Tuesday, April 14, 2020	8,294,000	12
Monday, April 13, 2020	10,491,200	28
Sunday, April 12, 2020	-	0
Saturday, April 11, 2020	-	0
Friday, April 10, 2020	24,564,856	61
Thursday, April 09, 2020	11,956,656	33
Wednesday, April 08, 2020	7,908,500	24
Total	63,215,212	158

SOLD	\$	#
Sunday, April 14, 2019	-	0
Saturday, April 13, 2019	506,500	3
Friday, April 12, 2019	27,772,061	78
Thursday, April 11, 2019	15,510,650	37
Wednesday, April 10, 2019	17,897,900	42
Tuesday, April 09, 2019	9,710,400	30
Monday, April 08, 2019	15,269,415	43
Total	86,666,926	233

% Changed	\$	#
Prior Year	-27%	-32%
8 - 14 Days	-7%	-15%



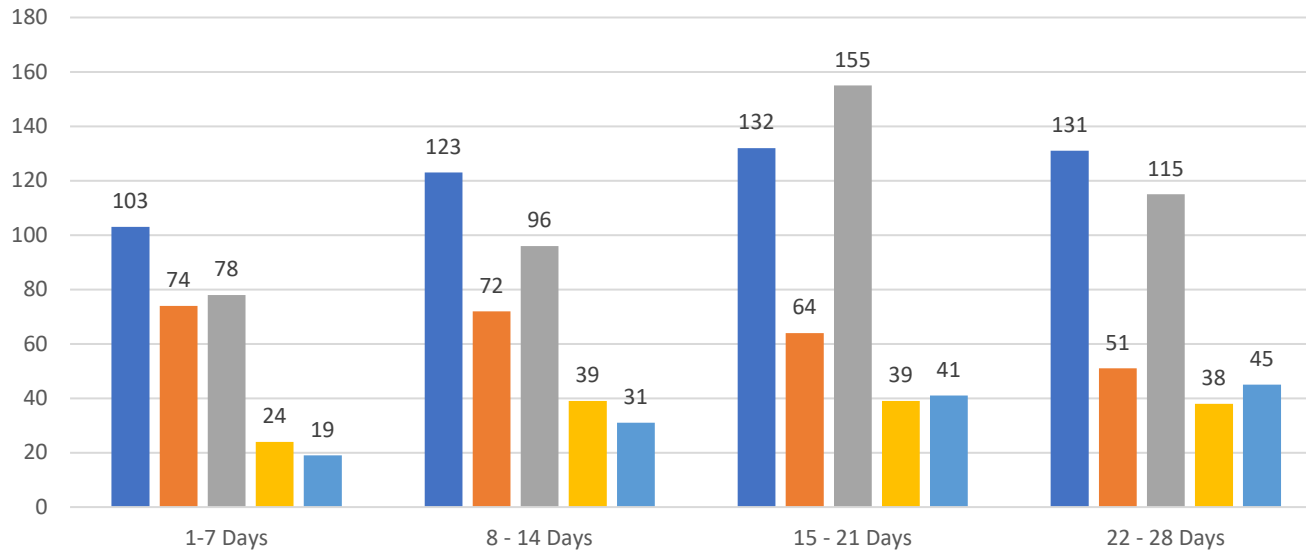


4 WEEK REAL ESTATE MARKET REPORT

PINELLAS COUNTY - CONDOMINIUM

Tuesday, April 14, 2020

as of: 4/15/2020



4 Week Totals

Active	489
Pending	261
Sold	444
Canceled	140
Temp Off Market	136

Price Change Count


Tuesday, April 14, 2020	21
Monday, April 13, 2020	18
Sunday, April 12, 2020	8
Saturday, April 11, 2020	8
Friday, April 10, 2020	13
Thursday, April 09, 2020	22
Wednesday, April 08, 2020	21

SOLD	\$	#
Tuesday, April 14, 2020	938,500	5
Monday, April 13, 2020	747,500	5
Sunday, April 12, 2020	-	0
Saturday, April 11, 2020	-	0
Friday, April 10, 2020	10,900,225	39
Thursday, April 09, 2020	3,408,400	18
Wednesday, April 08, 2020	2,207,400	11
Total	18,202,025	78

SOLD	\$	#
Sunday, April 14, 2019	-	0
Saturday, April 13, 2019	150,000	1
Friday, April 12, 2019	10,714,050	41
Thursday, April 11, 2019	3,432,170	17
Wednesday, April 10, 2019	7,895,100	27
Tuesday, April 09, 2019	4,558,800	20
Monday, April 08, 2019	6,342,203	18
Total	33,092,323	124

% Changed	\$	#
Prior Year	-45%	-37%
8 - 14 Days	-22%	-19%



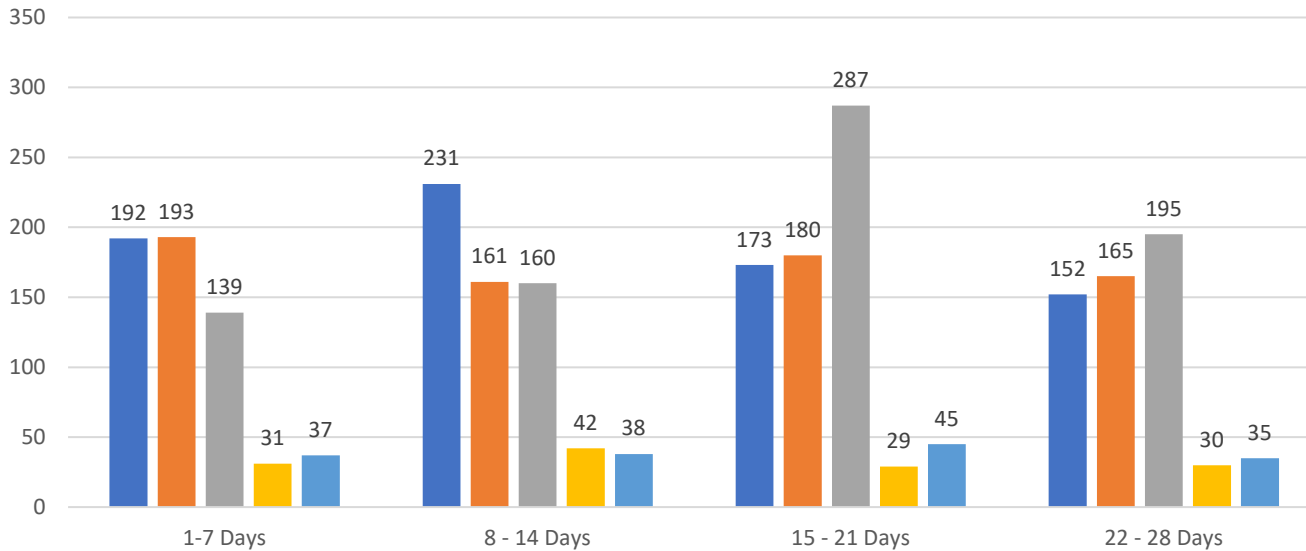


4 WEEK REAL ESTATE MARKET REPORT

PASCO COUNTY - SINGLE FAMILY HOMES

Tuesday, April 14, 2020

as of: 4/15/2020



4 Week Totals

Active	748
Pending	699
Sold	781
Canceled	132
Temp Off Market	155

Price Change Count


Tuesday, April 14, 2020	27
Monday, April 13, 2020	43
Sunday, April 12, 2020	5
Saturday, April 11, 2020	20
Friday, April 10, 2020	53
Thursday, April 09, 2020	29
Wednesday, April 08, 2020	43

SOLD	\$	#
Tuesday, April 14, 2020	2,431,800	10
Monday, April 13, 2020	4,979,430	21
Sunday, April 12, 2020	246,000	1
Saturday, April 11, 2020	-	0
Friday, April 10, 2020	10,550,900	46
Thursday, April 09, 2020	8,361,652	36
Wednesday, April 08, 2020	5,387,335	25
Total	31,957,117	139

SOLD	\$	#
Sunday, April 14, 2019	-	0
Saturday, April 13, 2019	369,000	1
Friday, April 12, 2019	18,130,904	79
Thursday, April 11, 2019	4,606,025	27
Wednesday, April 10, 2019	10,545,457	37
Tuesday, April 09, 2019	3,490,090	15
Monday, April 08, 2019	8,467,120	39
Total	45,608,596	198

% Changed	\$	#
Prior Year	-30%	-30%
8 - 14 Days	-24%	-13%



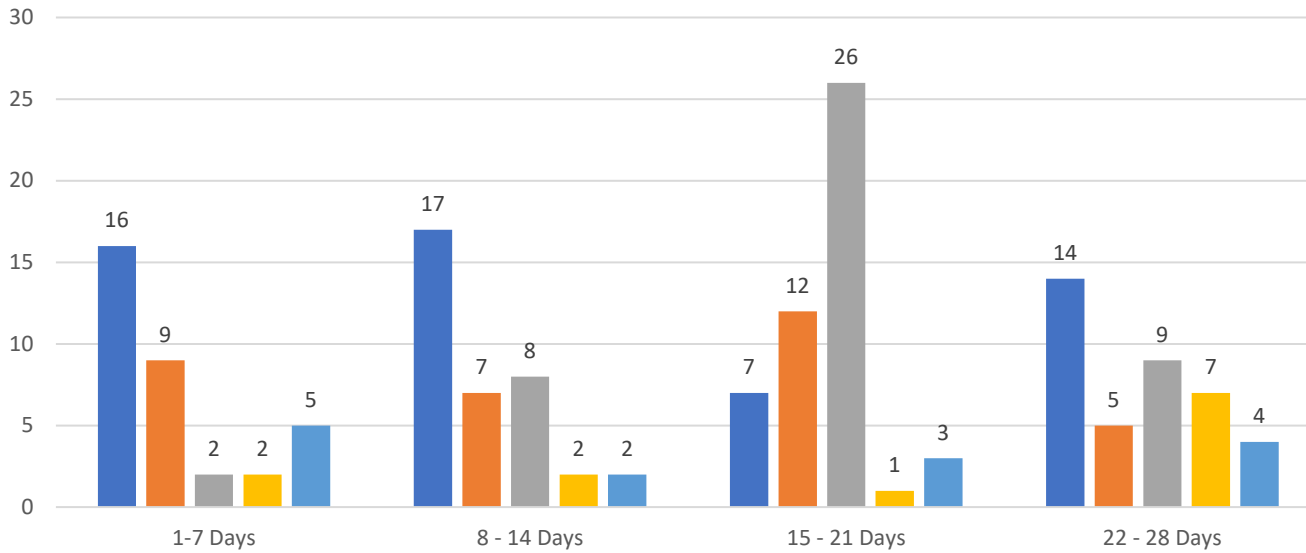


4 WEEK REAL ESTATE MARKET REPORT

PASCO COUNTY - CONDOMINIUM

Tuesday, April 14, 2020

as of: 4/15/2020



4 Week Totals

Active	54
Pending	33
Sold	45
Canceled	12
Temp Off Market	14

Price Change Count

Tuesday, April 14, 2020	1
Monday, April 13, 2020	1
Sunday, April 12, 2020	1
Saturday, April 11, 2020	0
Friday, April 10, 2020	1
Thursday, April 09, 2020	0
Wednesday, April 08, 2020	2

SOLD	\$	#
Tuesday, April 14, 2020	-	0
Monday, April 13, 2020	53,000	1
Sunday, April 12, 2020	-	0
Saturday, April 11, 2020	-	0
Friday, April 10, 2020	-	0
Thursday, April 09, 2020	104,000	1
Wednesday, April 08, 2020	-	0
Total	157,000	2

SOLD	\$	#
Sunday, April 14, 2019	-	0
Saturday, April 13, 2019	-	0
Friday, April 12, 2019	880,400	8
Thursday, April 11, 2019	427,800	6
Wednesday, April 10, 2019	222,000	2
Tuesday, April 09, 2019	-	0
Monday, April 08, 2019	360,900	4
Total	1,891,100	20

% Changed	\$	#
Prior Year	-92%	-90%
8 - 14 Days	-79%	-75%



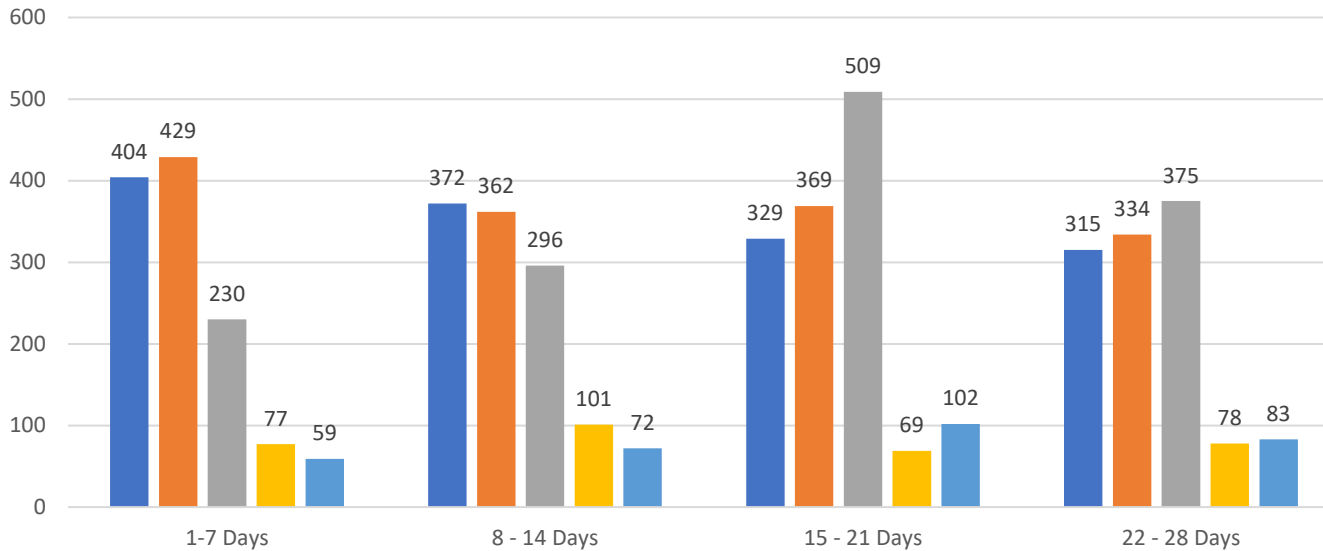


4 WEEK REAL ESTATE MARKET REPORT

HILLSBOROUGH COUNTY - SINGLE FAMILY HOMES

Tuesday, April 14, 2020

as of: 4/15/2020



4 Week Totals

Active	1,420
Pending	1,494
Sold	1,410
Canceled	325
Temp Off Market	316

Price Change Count


Tuesday, April 14, 2020	79
Monday, April 13, 2020	72
Sunday, April 12, 2020	5
Saturday, April 11, 2020	50
Friday, April 10, 2020	91
Thursday, April 09, 2020	59
Wednesday, April 08, 2020	81

SOLD	\$	#
Tuesday, April 14, 2020	7,686,352	20
Monday, April 13, 2020	18,548,723	44
Sunday, April 12, 2020	-	0
Saturday, April 11, 2020	-	0
Friday, April 10, 2020	29,200,498	85
Thursday, April 09, 2020	16,951,612	50
Wednesday, April 08, 2020	10,156,688	31
TOTAL	82,543,873	230

SOLD	\$	#
Sunday, April 14, 2019	1,897,135	8
Saturday, April 13, 2019	1,405,068	5
Friday, April 12, 2019	48,164,825	130
Thursday, April 11, 2019	12,716,699	43
Wednesday, April 10, 2019	12,220,521	47
Tuesday, April 09, 2019	11,830,328	37
Monday, April 08, 2019	18,969,517	65
TOTAL	107,204,093	335

% Changed	\$	#
Prior Year	-23%	-31%
8 - 14 Days	-15%	-22%



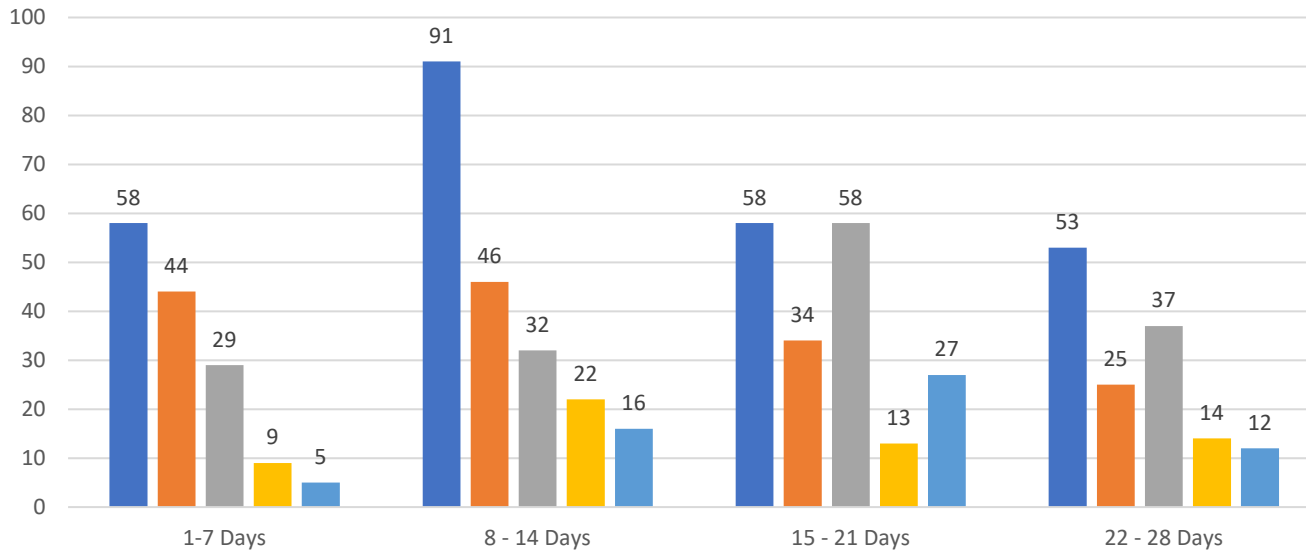


4 WEEK REAL ESTATE MARKET REPORT

HILLSBOROUGH COUNTY - CONDOMINIUM

Tuesday, April 14, 2020

as of: 4/15/2020



4 Week Totals

Active	260
Pending	149
Sold	156
Canceled	58
Temp Off Market	60

Price Change Count


Tuesday, April 14, 2020	7
Monday, April 13, 2020	9
Sunday, April 12, 2020	2
Saturday, April 11, 2020	4
Friday, April 10, 2020	5
Thursday, April 09, 2020	6
Wednesday, April 08, 2020	9

SOLD	\$	#
Tuesday, April 14, 2020	1,689,900	6
Monday, April 13, 2020	848,500	6
Sunday, April 12, 2020	-	0
Saturday, April 11, 2020	-	0
Friday, April 10, 2020	975,000	6
Thursday, April 09, 2020	880,990	5
Wednesday, April 08, 2020	681,000	6
	5,075,390	29

SOLD	\$	#
Sunday, April 14, 2019	-	0
Saturday, April 13, 2019	-	0
Friday, April 12, 2019	2,404,400	11
Thursday, April 11, 2019	965,900	6
Wednesday, April 10, 2019	1,012,000	6
Tuesday, April 09, 2019	477,500	4
Monday, April 08, 2019	2,905,400	17
	7,765,200	44

% Changed	\$	#
Prior Year	-35%	-34%
8 - 14 Days	-12%	-70%



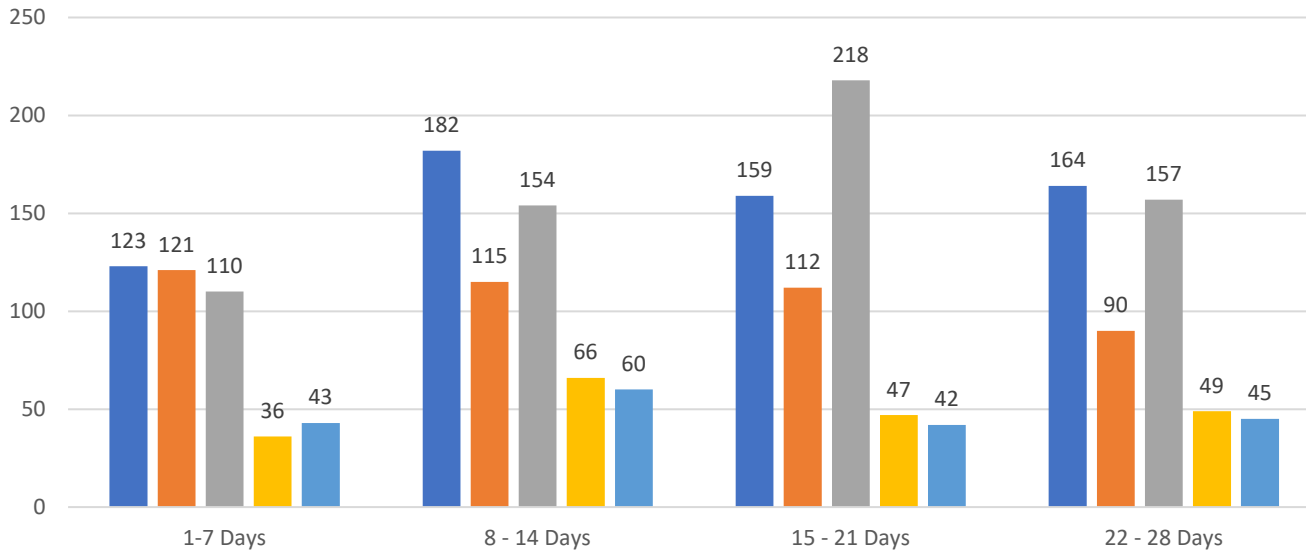


4 WEEK REAL ESTATE MARKET REPORT

SARASOTA COUNTY - SINGLE FAMILY HOMES

Tuesday, April 14, 2020

as of: 4/15/2020



4 Week Totals

Active	628
Pending	438
Sold	639
Canceled	198
Temp Off Market	190

Price Change Count


Tuesday, April 14, 2020	28
Monday, April 13, 2020	43
Sunday, April 12, 2020	5
Saturday, April 11, 2020	10
Friday, April 10, 2020	26
Thursday, April 09, 2020	24
Wednesday, April 08, 2020	42

SOLD	\$	#
Tuesday, April 14, 2020	3,619,380	11
Monday, April 13, 2020	4,687,390	15
Sunday, April 12, 2020	-	0
Saturday, April 11, 2020	339,000	1
Friday, April 10, 2020	22,560,950	44
Thursday, April 09, 2020	7,640,000	17
Wednesday, April 08, 2020	14,503,750	22
Total	53,350,470	110

SOLD	\$	#
Sunday, April 14, 2019	-	0
Saturday, April 13, 2019	670,000	3
Friday, April 12, 2019	24,564,663	56
Thursday, April 11, 2019	7,339,727	24
Wednesday, April 10, 2019	16,530,731	33
Tuesday, April 09, 2019	7,342,400	24
Monday, April 08, 2019	9,116,185	26
Total	65,563,706	166

% Changed	\$	#
Prior Year	-19%	-34%
8 - 14 Days	-21%	-29%



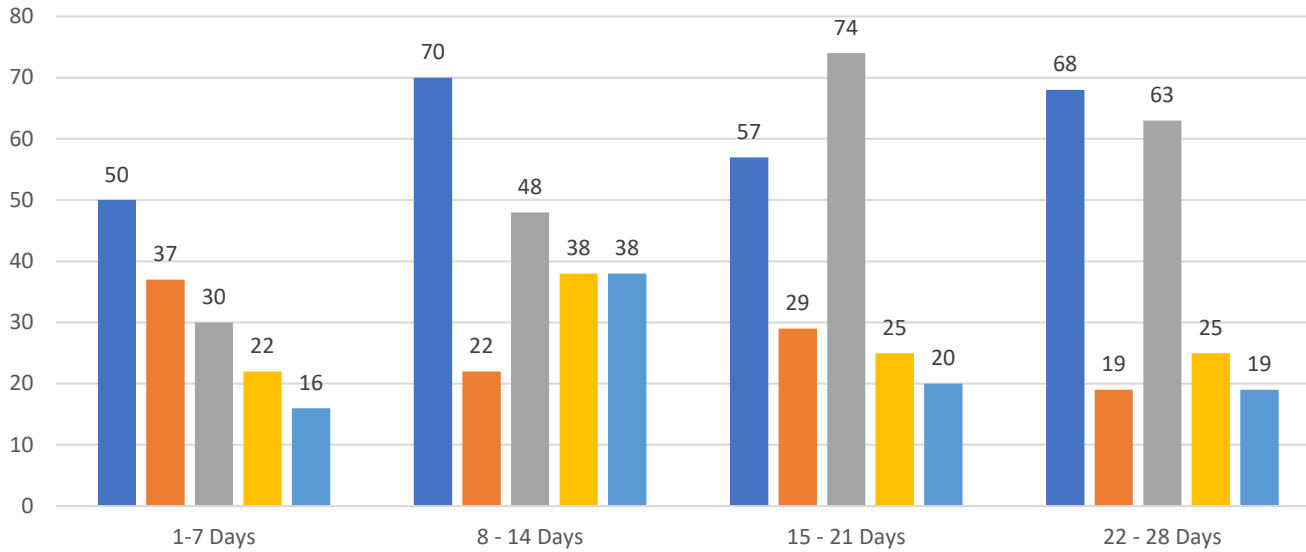


4 WEEK REAL ESTATE MARKET REPORT

SARASOTA COUNTY - CONDOMINIUM

Tuesday, April 14, 2020

as of: 4/15/2020



4 Week Totals

Active	245
Pending	107
Sold	215
Canceled	110
Temp Off Market	93

Price Change Count


Tuesday, April 14, 2020	9
Monday, April 13, 2020	13
Sunday, April 12, 2020	4
Saturday, April 11, 2020	2
Friday, April 10, 2020	10
Thursday, April 09, 2020	6
Wednesday, April 08, 2020	7

SOLD	\$	#
Tuesday, April 14, 2020	-	0
Monday, April 13, 2020	1,970,000	3
Sunday, April 12, 2020	-	0
Saturday, April 11, 2020	-	0
Friday, April 10, 2020	3,213,282	10
Thursday, April 09, 2020	2,942,000	12
Wednesday, April 08, 2020	1,886,000	5
Total	10,011,282	30

SOLD	\$	#
Sunday, April 14, 2019	163,000	1
Saturday, April 13, 2019	-	0
Friday, April 12, 2019	5,439,731	17
Thursday, April 11, 2019	5,811,008	10
Wednesday, April 10, 2019	7,070,854	14
Tuesday, April 09, 2019	1,797,000	9
Monday, April 08, 2019	6,007,000	12
Total	26,288,593	63

% Changed	\$	#
Prior Year	-62%	-52%
8 - 14 Days	-55%	-38%



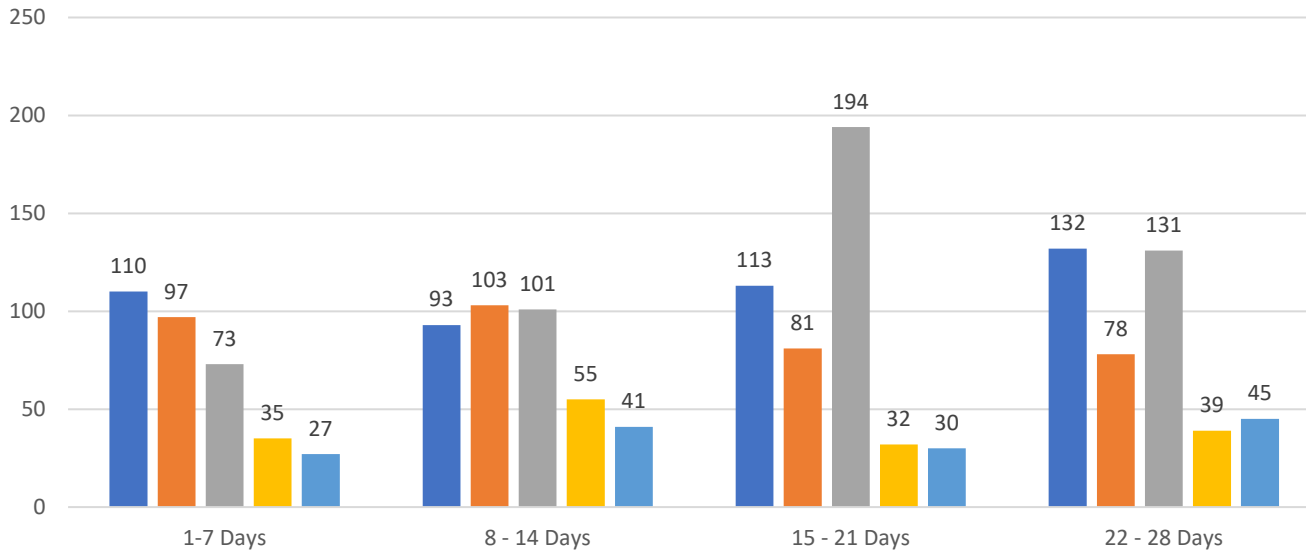


4 WEEK REAL ESTATE MARKET REPORT

MANATEE COUNTY - SINGLE FAMILY HOMES

Tuesday, April 14, 2020

as of: 4/15/2020



4 Week Totals

Active	448
Pending	359
Sold	499
Canceled	161
Temp Off Market	143

Price Change Count


Tuesday, April 14, 2020	32
Monday, April 13, 2020	25
Sunday, April 12, 2020	5
Saturday, April 11, 2020	10
Friday, April 10, 2020	34
Thursday, April 09, 2020	17
Wednesday, April 08, 2020	33

SOLD	\$	#
Tuesday, April 14, 2020	1,322,500	4
Monday, April 13, 2020	3,319,100	10
Sunday, April 12, 2020	-	0
Saturday, April 11, 2020	-	0
Friday, April 10, 2020	10,045,967	26
Thursday, April 09, 2020	7,645,400	20
Wednesday, April 08, 2020	6,112,650	13
Total	28,445,617	73

SOLD	\$	#
Sunday, April 14, 2019	220,000	1
Saturday, April 13, 2019	970,000	1
Friday, April 12, 2019	12,892,077	36
Thursday, April 11, 2019	11,326,090	30
Wednesday, April 10, 2019	7,866,332	19
Tuesday, April 09, 2019	9,211,110	15
Monday, April 08, 2019	7,303,275	19
Total	49,788,884	121

% Changed	\$	#
Prior Year	-43%	-40%
8 - 14 Days	-29%	-28%



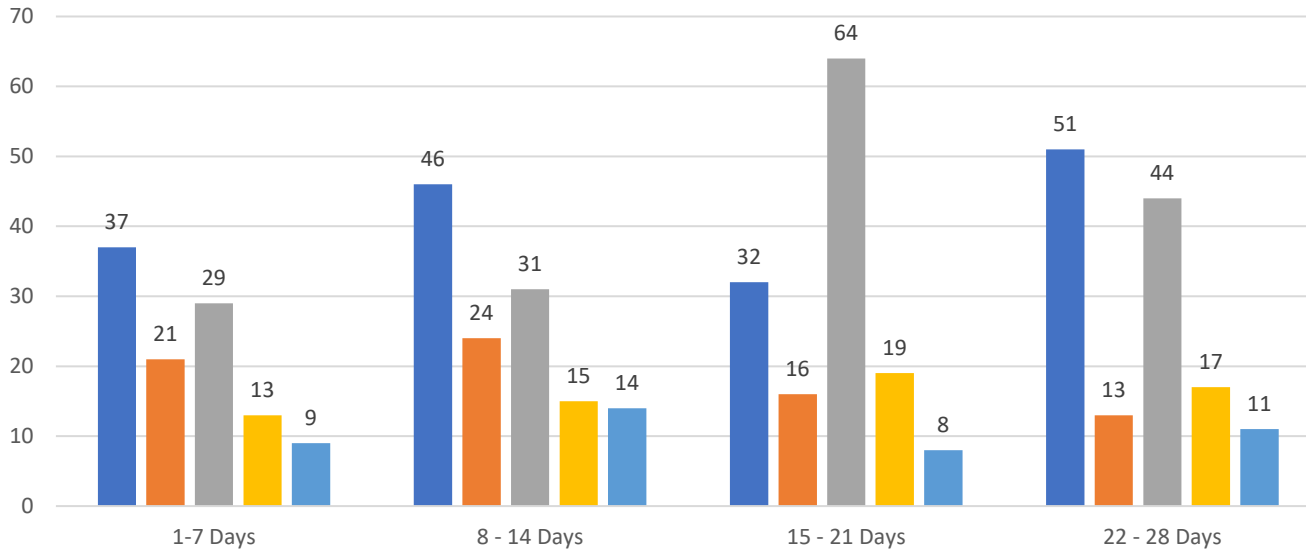


4 WEEK REAL ESTATE MARKET REPORT

MANATEE COUNTY - CONDOMINIUM

Tuesday, April 14, 2020

as of: 4/15/2020



4 Week Totals

Active	166
Pending	74
Sold	168
Canceled	64
Temp Off Market	42

Price Change Count

Tuesday, April 14, 2020	7
Monday, April 13, 2020	21
Sunday, April 12, 2020	3
Saturday, April 11, 2020	1
Friday, April 10, 2020	6
Thursday, April 09, 2020	8
Wednesday, April 08, 2020	12

SOLD	\$	#
Tuesday, April 14, 2020	127,500	1
Monday, April 13, 2020	1,325,500	5
Sunday, April 12, 2020	-	0
Saturday, April 11, 2020	-	0
Friday, April 10, 2020	3,120,500	14
Thursday, April 09, 2020	1,231,900	5
Wednesday, April 08, 2020	800,500	4
	6,605,900	29

SOLD	\$	#
Sunday, April 14, 2019	-	0
Saturday, April 13, 2019	-	0
Friday, April 12, 2019	2,493,000	9
Thursday, April 11, 2019	1,195,900	6
Wednesday, April 10, 2019	849,000	4
Tuesday, April 09, 2019	474,500	3
Monday, April 08, 2019	1,988,500	5
	7,000,900	27

% Changed	\$	#
Prior Year	-6%	7%
8 - 14 Days	-4%	-6%

