




## **4 WEEK REAL ESTATE MARKET REPORT**

**Tuesday, April 14, 2020**

*As of: Wednesday, April 15, 2020*

- 2 Cumulative Tampa Bay Report - Single Family Home**
- 3 Cumulative Tampa Bay Report - Condominium**
- 4 Pinellas County - Single Family Home**
- 5 Pinellas County - Condominium**
- 6 Pasco County - Single Family Home**
- 7 Pasco County - Condominium**
- 8 Hillsborough County - Single Family Home**
- 9 Hillsborough County - Condominium**
- 10 Sarasota County - Single Family Home**
- 11 Sarasota County - Condominium**
- 12 Manatee County - Single Family Home**
- 13 Manatee County - Condominium**

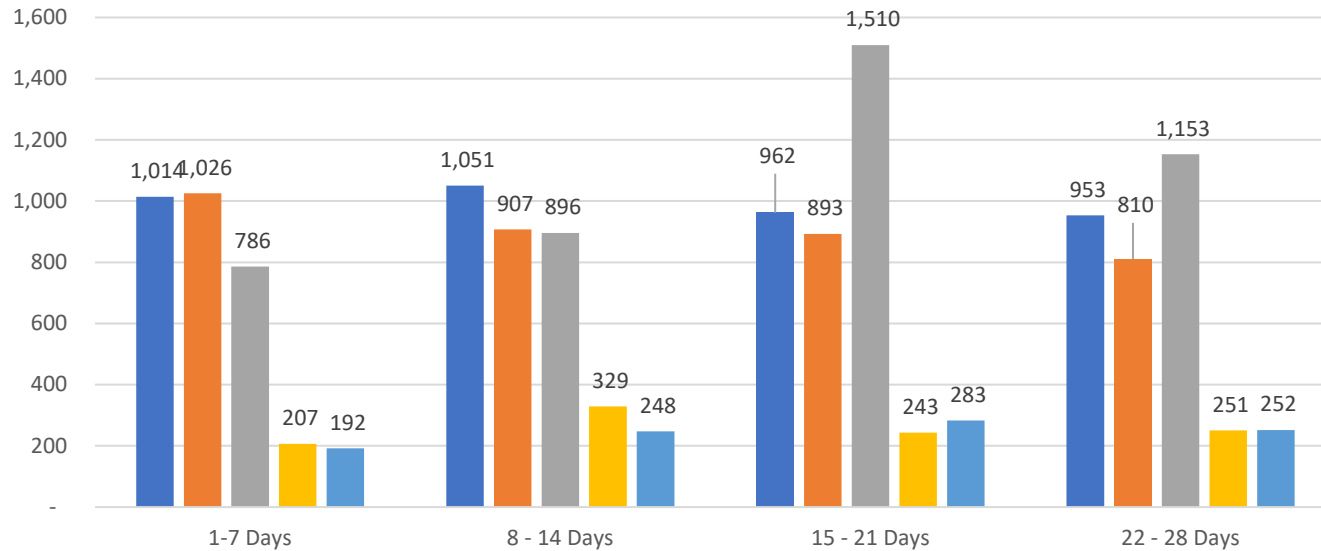


# 4 WEEK REAL ESTATE MARKET REPORT

## TAMPA BAY - SINGLE FAMILY HOMES

Tuesday, April 14, 2020

as of: 4/15/2020



### 4 Week Totals

Active	3,980
Pending	3,636
Sold	4,345
Canceled	1,030
Temp Off Market	975

### Price Change Count


Tuesday, April 14, 2020	207
Monday, April 13, 2020	231
Sunday, April 12, 2020	25
Saturday, April 11, 2020	102
Friday, April 10, 2020	242
Thursday, April 09, 2020	159
Wednesday, April 08, 2020	237

SOLD	\$	#
Tuesday, April 14, 2020	39,367,287	106
Monday, April 13, 2020	53,266,735	139
Sunday, April 12, 2020	246,000	1
Saturday, April 11, 2020	2,013,959	7
Friday, April 10, 2020	96,923,171	262
Thursday, April 09, 2020	52,555,320	156
Wednesday, April 08, 2020	44,068,923	115
<b>Total</b>	<b>288,441,395</b>	<b>786</b>

SOLD	\$	#
Sunday, April 14, 2019	2,117,135	9
Saturday, April 13, 2019	3,920,568	13
Friday, April 12, 2019	131,524,530	379
Thursday, April 11, 2019	51,499,191	161
Wednesday, April 10, 2019	65,060,941	178
Tuesday, April 09, 2019	41,584,328	121
Monday, April 08, 2019	59,125,512	192
<b>Total</b>	<b>354,832,205</b>	<b>1053</b>

% Changed	\$	#
Prior Year	-19%	-25%
8 - 14 Days	-8%	-12%



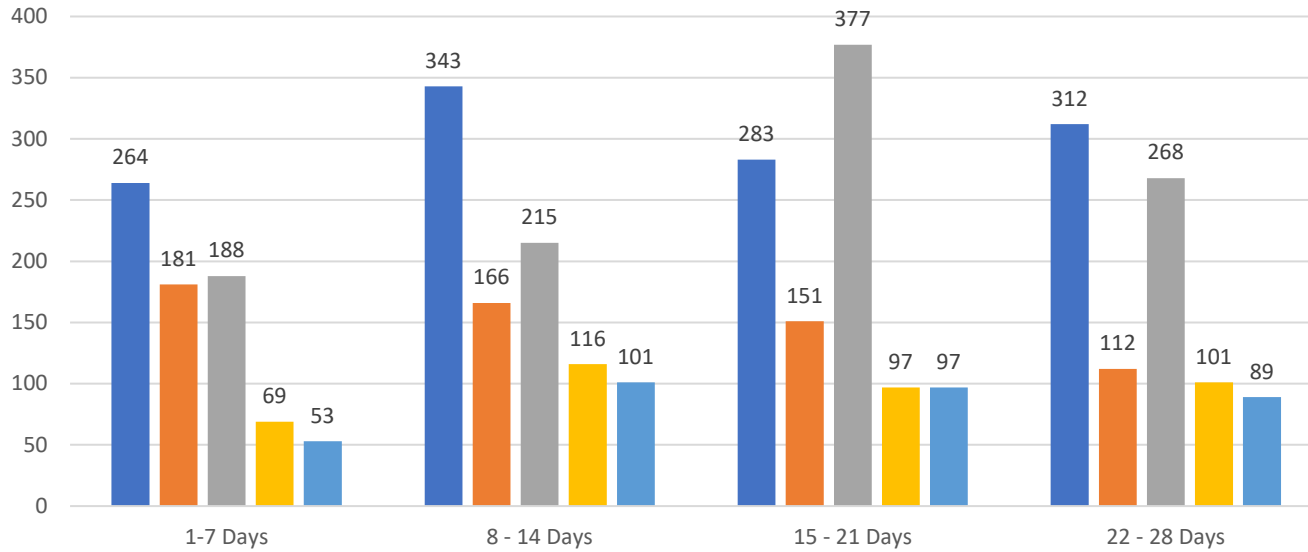


# 4 WEEK REAL ESTATE MARKET REPORT

## TAMPA BAY - CONDOMINIUM

Tuesday, April 14, 2020

as of: 4/15/2020



### 4 Week Totals

Active	1,202
Pending	610
Sold	1,048
Canceled	383
Temp Off Market	340

### Price Change Count


Tuesday, April 14, 2020	45
Monday, April 13, 2020	61
Sunday, April 12, 2020	19
Saturday, April 11, 2020	15
Friday, April 10, 2020	35
Thursday, April 09, 2020	42
Wednesday, April 08, 2020	50

SOLD	\$	#
Tuesday, April 14, 2020	5,575,050	24
Monday, April 13, 2020	6,316,650	27
Sunday, April 12, 2020	152,000	1
Saturday, April 11, 2020	-	0
Friday, April 10, 2020	18,209,007	69
Thursday, April 09, 2020	8,567,290	41
Wednesday, April 08, 2020	5,574,900	26
<b>TOTAL</b>	<b>44,394,897</b>	<b>188</b>

SOLD	\$	#
Sunday, April 14, 2019	163,000	1
Saturday, April 13, 2019	150,000	1
Friday, April 12, 2019	21,931,581	86
Thursday, April 11, 2019	11,832,778	45
Wednesday, April 10, 2019	17,048,954	53
Tuesday, April 09, 2019	7,307,800	36
Monday, April 08, 2019	17,604,003	56
<b>TOTAL</b>	<b>76,038,116</b>	<b>278</b>

% Changed	\$	#
Prior Year	-42%	-32%
8 - 14 Days	-25%	-33%



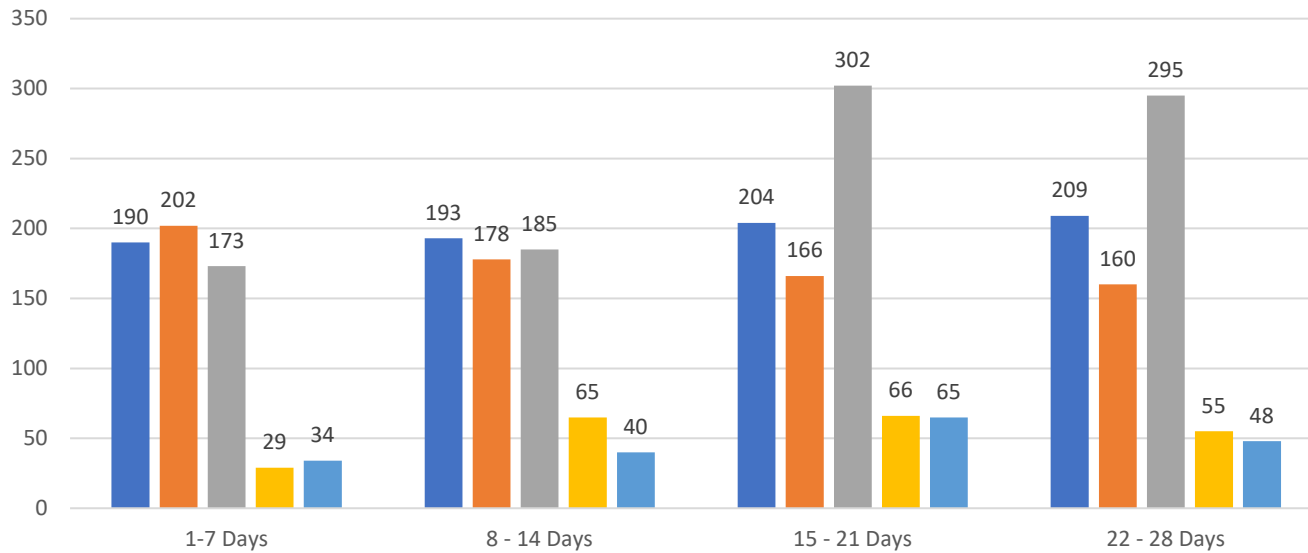


# 4 WEEK REAL ESTATE MARKET REPORT

## PINELLAS COUNTY - SINGLE FAMILY HOMES

Tuesday, April 14, 2020

as of: 4/15/2020



### 4 Week Totals

Active	796
Pending	706
Sold	955
Canceled	215
Temp Off Market	187

### Price Change Count


Tuesday, April 14, 2020	43
Monday, April 13, 2020	48
Sunday, April 12, 2020	5
Saturday, April 11, 2020	13
Friday, April 10, 2020	41
Thursday, April 09, 2020	34
Wednesday, April 08, 2020	41

SOLD	\$	#
Tuesday, April 14, 2020	12,099,923	21
Monday, April 13, 2020	13,539,200	34
Sunday, April 12, 2020	-	0
Saturday, April 11, 2020	-	0
Friday, April 10, 2020	24,564,856	61
Thursday, April 09, 2020	11,956,656	33
Wednesday, April 08, 2020	7,908,500	24
<b>Total</b>	<b>70,069,135</b>	<b>173</b>

SOLD	\$	#
Sunday, April 14, 2019	-	0
Saturday, April 13, 2019	506,500	3
Friday, April 12, 2019	27,772,061	78
Thursday, April 11, 2019	15,510,650	37
Wednesday, April 10, 2019	17,897,900	42
Tuesday, April 09, 2019	9,710,400	30
Monday, April 08, 2019	15,269,415	43
<b>Total</b>	<b>86,666,926</b>	<b>233</b>

% Changed	\$	#
Prior Year	-19%	-26%
8 - 14 Days	3%	-6%



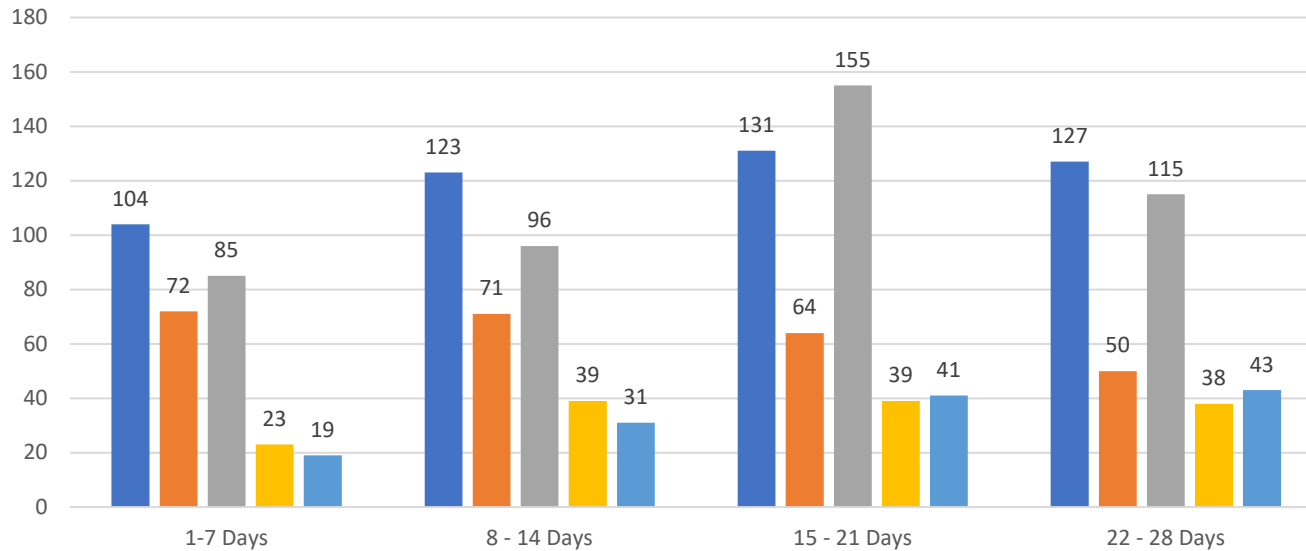


# 4 WEEK REAL ESTATE MARKET REPORT

## PINELLAS COUNTY - CONDOMINIUM

Tuesday, April 14, 2020

as of: 4/15/2020



### 4 Week Totals

Active	485
Pending	257
Sold	451
Canceled	139
Temp Off Market	134

### Price Change Count


Tuesday, April 14, 2020	21
Monday, April 13, 2020	18
Sunday, April 12, 2020	8
Saturday, April 11, 2020	8
Friday, April 10, 2020	13
Thursday, April 09, 2020	22
Wednesday, April 08, 2020	21

SOLD	\$	#
Tuesday, April 14, 2020	1,998,500	7
Monday, April 13, 2020	1,476,150	9
Sunday, April 12, 2020	152,000	1
Saturday, April 11, 2020	-	0
Friday, April 10, 2020	10,900,225	39
Thursday, April 09, 2020	3,408,400	18
Wednesday, April 08, 2020	2,207,400	11
<b>Total</b>	<b>20,142,675</b>	<b>85</b>

SOLD	\$	#
Sunday, April 14, 2019	-	0
Saturday, April 13, 2019	150,000	1
Friday, April 12, 2019	10,714,050	41
Thursday, April 11, 2019	3,432,170	17
Wednesday, April 10, 2019	7,895,100	27
Tuesday, April 09, 2019	4,558,800	20
Monday, April 08, 2019	6,342,203	18
<b>Total</b>	<b>33,092,323</b>	<b>124</b>

% Changed	\$	#
Prior Year	-39%	-31%
8 - 14 Days	-14%	-11%



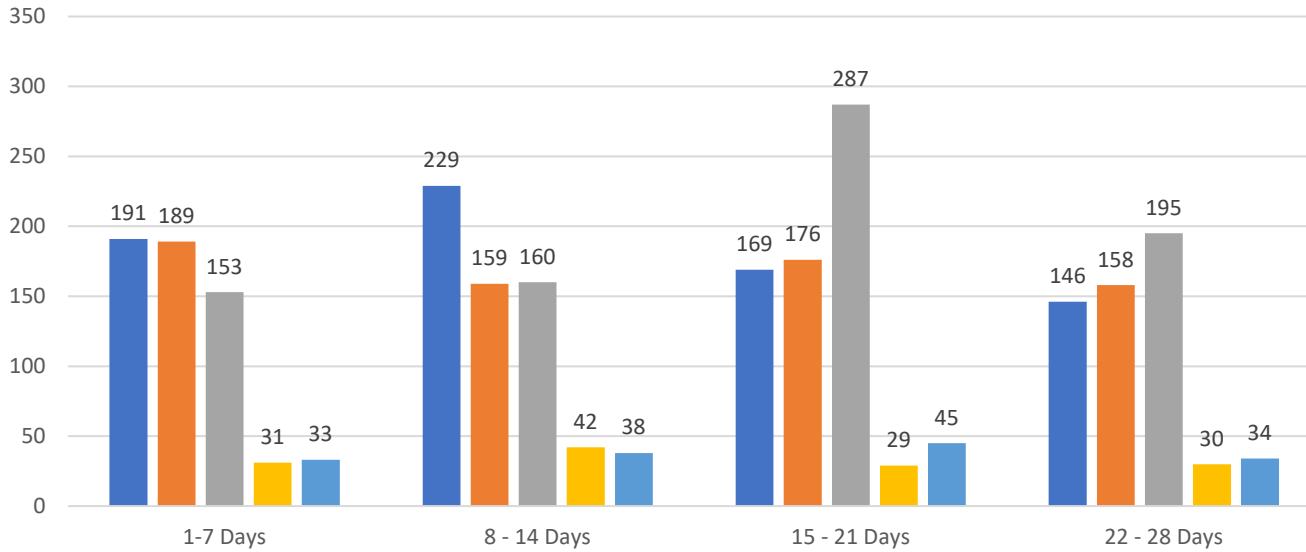


# 4 WEEK REAL ESTATE MARKET REPORT

## PASCO COUNTY - SINGLE FAMILY HOMES

Tuesday, April 14, 2020

as of: 4/15/2020



### 4 Week Totals

Active	735
Pending	682
Sold	795
Canceled	132
Temp Off Market	150

### Price Change Count


Tuesday, April 14, 2020	27
Monday, April 13, 2020	43
Sunday, April 12, 2020	5
Saturday, April 11, 2020	20
Friday, April 10, 2020	52
Thursday, April 09, 2020	27
Wednesday, April 08, 2020	43

SOLD	\$	#
Tuesday, April 14, 2020	5,044,361	20
Monday, April 13, 2020	5,498,430	23
Sunday, April 12, 2020	246,000	1
Saturday, April 11, 2020	782,140	2
Friday, April 10, 2020	10,550,900	46
Thursday, April 09, 2020	8,361,652	36
Wednesday, April 08, 2020	5,387,335	25
<b>Total</b>	<b>35,870,818</b>	<b>153</b>

SOLD	\$	#
Sunday, April 14, 2019	-	0
Saturday, April 13, 2019	369,000	1
Friday, April 12, 2019	18,130,904	79
Thursday, April 11, 2019	4,606,025	27
Wednesday, April 10, 2019	10,545,457	37
Tuesday, April 09, 2019	3,490,090	15
Monday, April 08, 2019	8,467,120	39
<b>Total</b>	<b>45,608,596</b>	<b>198</b>

% Changed	\$	#
Prior Year	-21%	-23%
8 - 14 Days	-14%	-4%



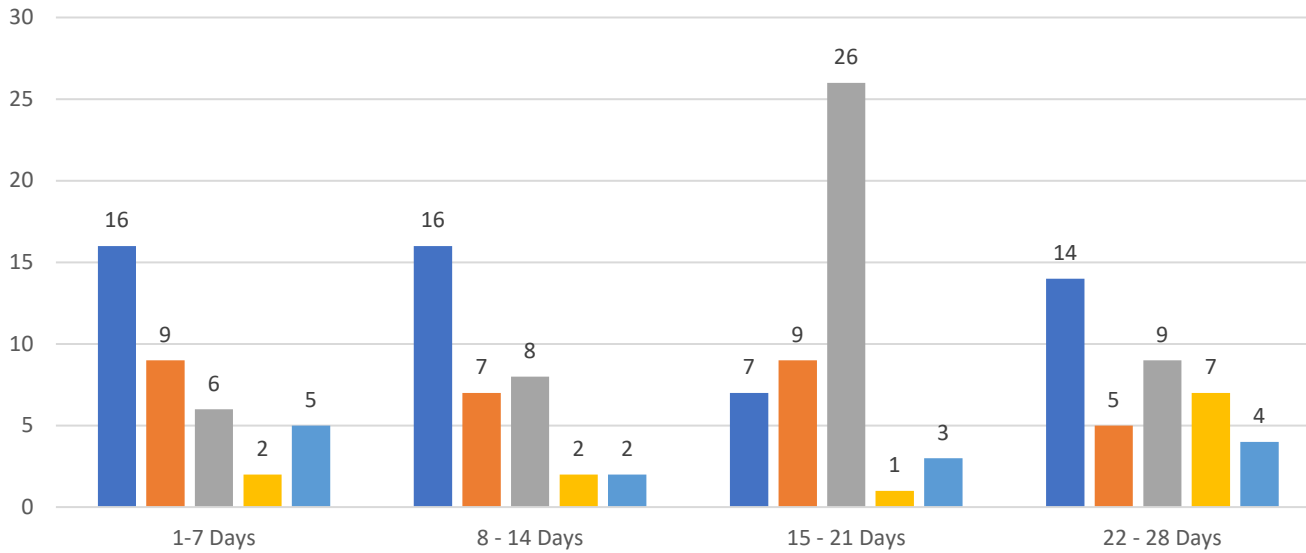


# 4 WEEK REAL ESTATE MARKET REPORT

## PASCO COUNTY - CONDOMINIUM

Tuesday, April 14, 2020

as of: 4/15/2020



### 4 Week Totals

Active	53
Pending	30
Sold	49
Canceled	12
Temp Off Market	14

### Price Change Count


Tuesday, April 14, 2020	1
Monday, April 13, 2020	1
Sunday, April 12, 2020	1
Saturday, April 11, 2020	0
Friday, April 10, 2020	1
Thursday, April 09, 2020	0
Wednesday, April 08, 2020	2

SOLD	\$	#
Tuesday, April 14, 2020	176,000	2
Monday, April 13, 2020	191,500	3
Sunday, April 12, 2020	-	0
Saturday, April 11, 2020	-	0
Friday, April 10, 2020	-	0
Thursday, April 09, 2020	104,000	1
Wednesday, April 08, 2020	-	0
<b>Total</b>	<b>471,500</b>	<b>6</b>

SOLD	\$	#
Sunday, April 14, 2019	-	0
Saturday, April 13, 2019	-	0
Friday, April 12, 2019	880,400	8
Thursday, April 11, 2019	427,800	6
Wednesday, April 10, 2019	222,000	2
Tuesday, April 09, 2019	-	0
Monday, April 08, 2019	360,900	4
<b>Total</b>	<b>1,891,100</b>	<b>20</b>

% Changed	\$	#
Prior Year	-75%	-70%
8 - 14 Days	-37%	-25%



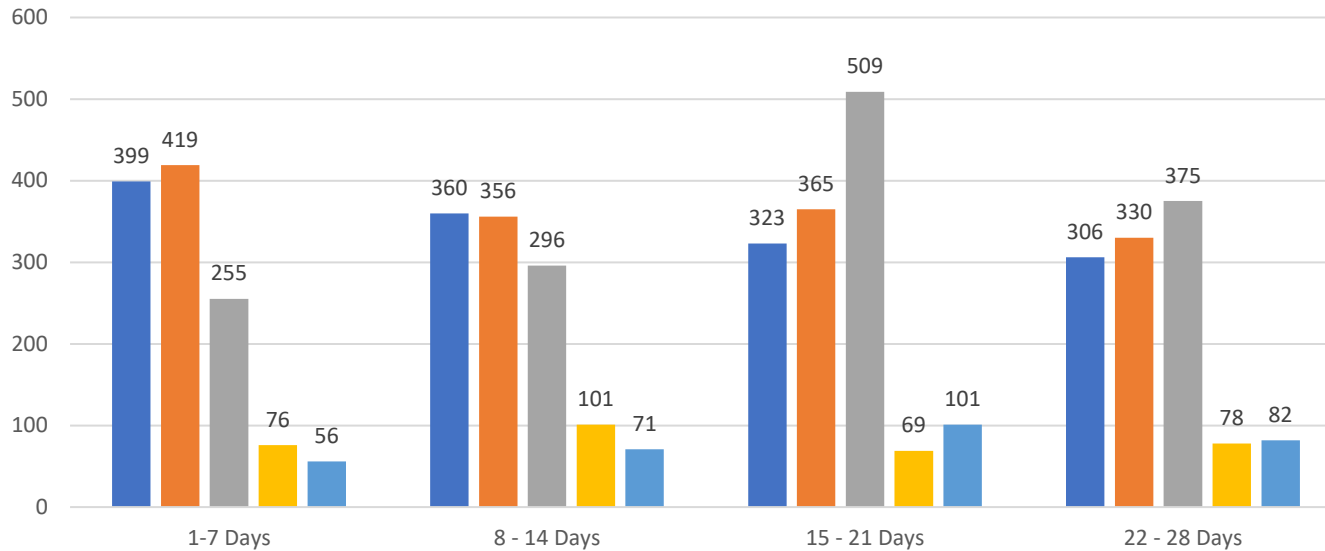


# 4 WEEK REAL ESTATE MARKET REPORT

## HILLSBOROUGH COUNTY - SINGLE FAMILY HOMES

Tuesday, April 14, 2020

as of: 4/15/2020



### 4 Week Totals

Active	1,388
Pending	1,470
Sold	1,435
Canceled	324
Temp Off Market	310

### Price Change Count

Tuesday, April 14, 2020	77
Monday, April 13, 2020	72
Sunday, April 12, 2020	5
Saturday, April 11, 2020	49
Friday, April 10, 2020	89
Thursday, April 09, 2020	57
Wednesday, April 08, 2020	79


SOLD	\$	#
Tuesday, April 14, 2020	12,716,708	38
Monday, April 13, 2020	19,679,711	48
Sunday, April 12, 2020	-	0
Saturday, April 11, 2020	732,919	3
Friday, April 10, 2020	29,200,498	85
Thursday, April 09, 2020	16,951,612	50
Wednesday, April 08, 2020	10,156,688	31
<b>TOTAL</b>	<b>89,438,136</b>	<b>255</b>

SOLD	\$	#
Sunday, April 14, 2019	1,897,135	8
Saturday, April 13, 2019	1,405,068	5
Friday, April 12, 2019	48,164,825	130
Thursday, April 11, 2019	12,716,699	43
Wednesday, April 10, 2019	12,220,521	47
Tuesday, April 09, 2019	11,830,328	37
Monday, April 08, 2019	18,969,517	65
<b>TOTAL</b>	<b>107,204,093</b>	<b>335</b>

% Changed	\$	#
Prior Year	-17%	-24%
8 - 14 Days	-7%	-14%





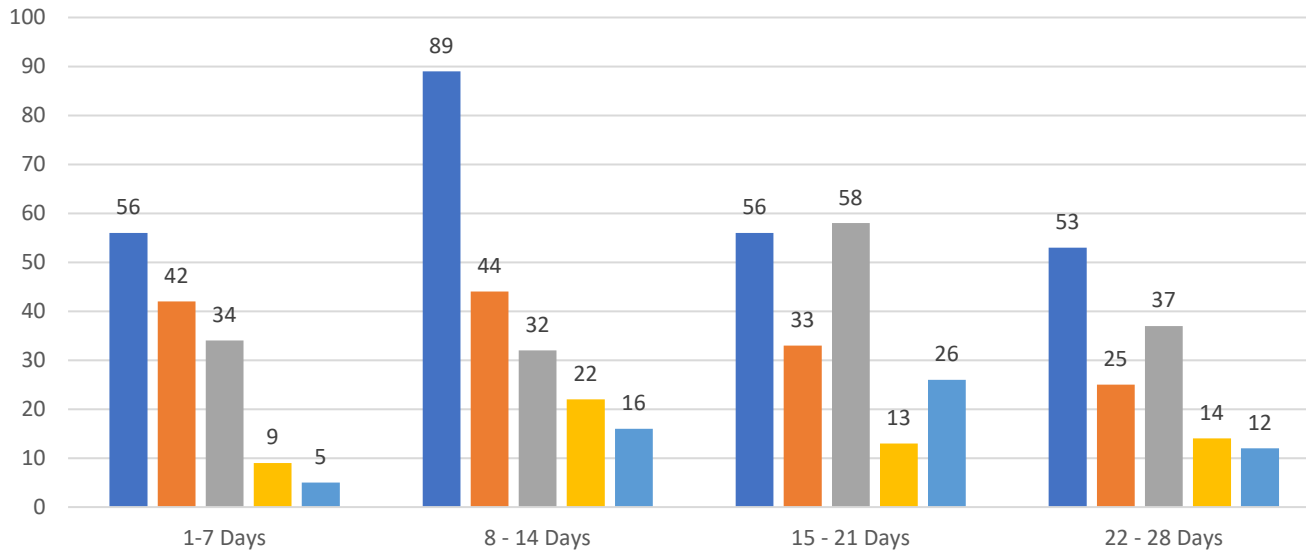


# 4 WEEK REAL ESTATE MARKET REPORT

## HILLSBOROUGH COUNTY - CONDOMINIUM

Tuesday, April 14, 2020

as of: 4/15/2020



### 4 Week Totals

Active	254
Pending	144
Sold	161
Canceled	58
Temp Off Market	59

### Price Change Count


Tuesday, April 14, 2020	7
Monday, April 13, 2020	9
Sunday, April 12, 2020	3
Saturday, April 11, 2020	4
Friday, April 10, 2020	5
Thursday, April 09, 2020	6
Wednesday, April 08, 2020	8

SOLD	\$	#
Tuesday, April 14, 2020	2,464,300	11
Monday, April 13, 2020	848,500	6
Sunday, April 12, 2020	-	0
Saturday, April 11, 2020	-	0
Friday, April 10, 2020	975,000	6
Thursday, April 09, 2020	880,990	5
Wednesday, April 08, 2020	681,000	6
	<b>5,849,790</b>	<b>34</b>

SOLD	\$	#
Sunday, April 14, 2019	-	0
Saturday, April 13, 2019	-	0
Friday, April 12, 2019	2,404,400	11
Thursday, April 11, 2019	965,900	6
Wednesday, April 10, 2019	1,012,000	6
Tuesday, April 09, 2019	477,500	4
Monday, April 08, 2019	2,905,400	17
	<b>7,765,200</b>	<b>44</b>

% Changed	\$	#
Prior Year	-25%	-23%
8 - 14 Days	2%	-65%



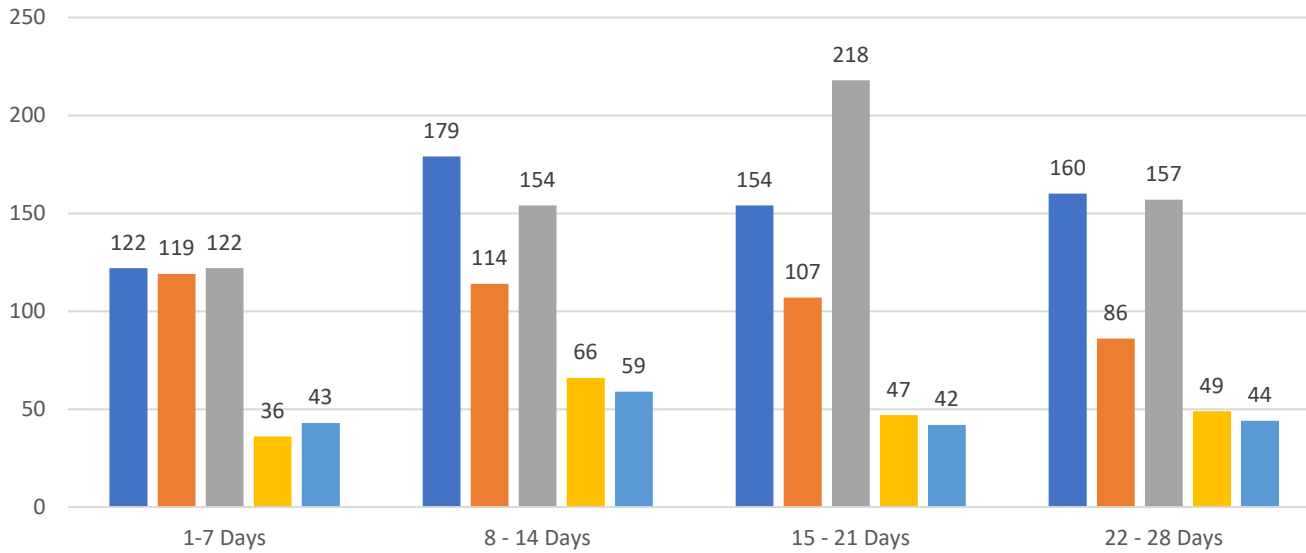


# 4 WEEK REAL ESTATE MARKET REPORT

## SARASOTA COUNTY - SINGLE FAMILY HOMES

Tuesday, April 14, 2020

as of: 4/15/2020



### 4 Week Totals

Active	615
Pending	426
Sold	651
Canceled	198
Temp Off Market	188

### Price Change Count


Tuesday, April 14, 2020	28
Monday, April 13, 2020	43
Sunday, April 12, 2020	5
Saturday, April 11, 2020	10
Friday, April 10, 2020	26
Thursday, April 09, 2020	24
Wednesday, April 08, 2020	42

SOLD	\$	#
Tuesday, April 14, 2020	5,550,580	17
Monday, April 13, 2020	10,458,294	21
Sunday, April 12, 2020	-	0
Saturday, April 11, 2020	339,000	1
Friday, April 10, 2020	22,560,950	44
Thursday, April 09, 2020	7,640,000	17
Wednesday, April 08, 2020	14,503,750	22
<b>Total</b>	<b>61,052,574</b>	<b>122</b>

SOLD	\$	#
Sunday, April 14, 2019	-	0
Saturday, April 13, 2019	670,000	3
Friday, April 12, 2019	24,564,663	56
Thursday, April 11, 2019	7,339,727	24
Wednesday, April 10, 2019	16,530,731	33
Tuesday, April 09, 2019	7,342,400	24
Monday, April 08, 2019	9,116,185	26
<b>Total</b>	<b>65,563,706</b>	<b>166</b>

% Changed	\$	#
Prior Year	-7%	-27%
8 - 14 Days	-10%	-21%



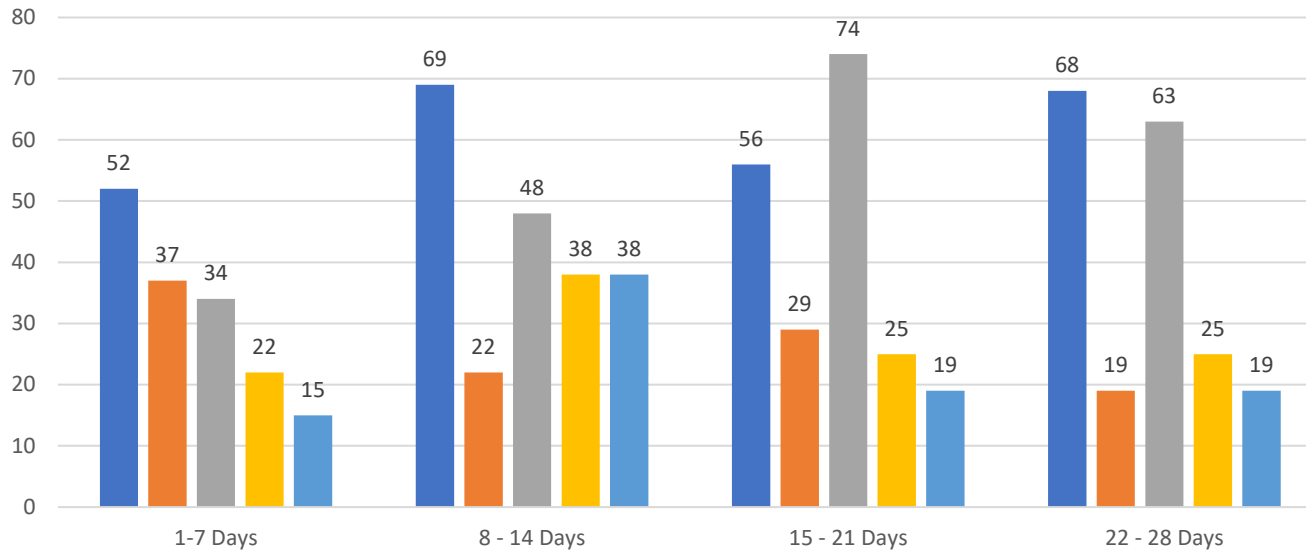


# 4 WEEK REAL ESTATE MARKET REPORT

## SARASOTA COUNTY - CONDOMINIUM

Tuesday, April 14, 2020

as of: 4/15/2020



### 4 Week Totals

Active	245
Pending	107
Sold	219
Canceled	110
Temp Off Market	91

### Price Change Count


Tuesday, April 14, 2020	9
Monday, April 13, 2020	13
Sunday, April 12, 2020	4
Saturday, April 11, 2020	2
Friday, April 10, 2020	10
Thursday, April 09, 2020	6
Wednesday, April 08, 2020	7

SOLD	\$	#
Tuesday, April 14, 2020	808,750	3
Monday, April 13, 2020	2,475,000	4
Sunday, April 12, 2020	-	0
Saturday, April 11, 2020	-	0
Friday, April 10, 2020	3,213,282	10
Thursday, April 09, 2020	2,942,000	12
Wednesday, April 08, 2020	1,886,000	5
<b>Total</b>	<b>11,325,032</b>	<b>34</b>

SOLD	\$	#
Sunday, April 14, 2019	163,000	1
Saturday, April 13, 2019	-	0
Friday, April 12, 2019	5,439,731	17
Thursday, April 11, 2019	5,811,008	10
Wednesday, April 10, 2019	7,070,854	14
Tuesday, April 09, 2019	1,797,000	9
Monday, April 08, 2019	6,007,000	12
<b>Total</b>	<b>26,288,593</b>	<b>63</b>

% Changed	\$	#
Prior Year	-57%	-46%
8 - 14 Days	-49%	-29%



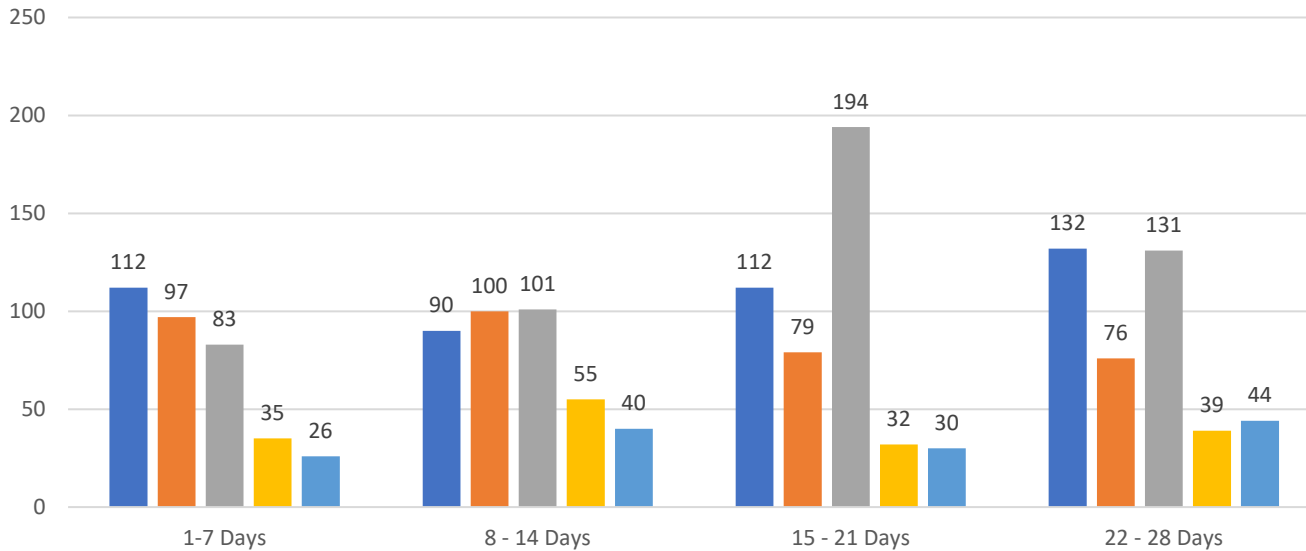


# 4 WEEK REAL ESTATE MARKET REPORT

## MANATEE COUNTY - SINGLE FAMILY HOMES

Tuesday, April 14, 2020

as of: 4/15/2020



### 4 Week Totals

Active	446
Pending	352
Sold	509
Canceled	161
Temp Off Market	140

### Price Change Count


Tuesday, April 14, 2020	32
Monday, April 13, 2020	25
Sunday, April 12, 2020	5
Saturday, April 11, 2020	10
Friday, April 10, 2020	34
Thursday, April 09, 2020	17
Wednesday, April 08, 2020	32

SOLD	\$	#
Tuesday, April 14, 2020	3,955,715	10
Monday, April 13, 2020	4,091,100	13
Sunday, April 12, 2020	-	0
Saturday, April 11, 2020	159,900	1
Friday, April 10, 2020	10,045,967	26
Thursday, April 09, 2020	7,645,400	20
Wednesday, April 08, 2020	6,112,650	13
<b>Total</b>	<b>32,010,732</b>	<b>83</b>

SOLD	\$	#
Sunday, April 14, 2019	220,000	1
Saturday, April 13, 2019	970,000	1
Friday, April 12, 2019	12,892,077	36
Thursday, April 11, 2019	11,326,090	30
Wednesday, April 10, 2019	7,866,332	19
Tuesday, April 09, 2019	9,211,110	15
Monday, April 08, 2019	7,303,275	19
<b>Total</b>	<b>49,788,884</b>	<b>121</b>

% Changed	\$	#
Prior Year	-36%	-31%
8 - 14 Days	-20%	-18%



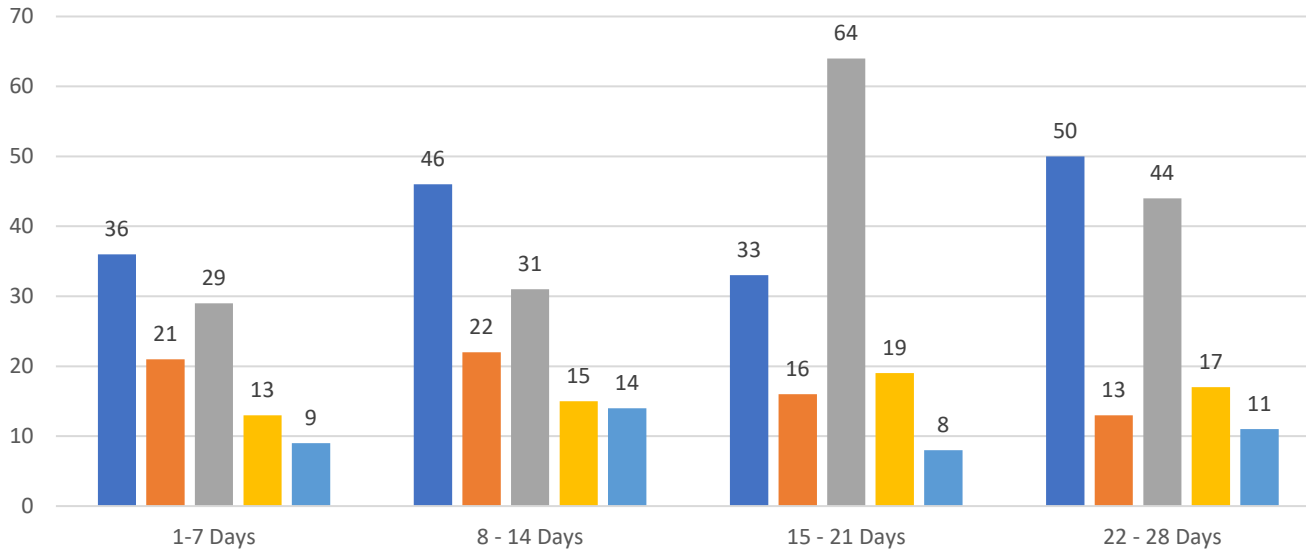


# 4 WEEK REAL ESTATE MARKET REPORT

## MANATEE COUNTY - CONDOMINIUM

Tuesday, April 14, 2020

as of: 4/15/2020



### 4 Week Totals

Active	165
Pending	72
Sold	168
Canceled	64
Temp Off Market	42

### Price Change Count

Tuesday, April 14, 2020	7
Monday, April 13, 2020	20
Sunday, April 12, 2020	3
Saturday, April 11, 2020	1
Friday, April 10, 2020	6
Thursday, April 09, 2020	8
Wednesday, April 08, 2020	12

SOLD	\$	#
Tuesday, April 14, 2020	127,500	1
Monday, April 13, 2020	1,325,500	5
Sunday, April 12, 2020	-	0
Saturday, April 11, 2020	-	0
Friday, April 10, 2020	3,120,500	14
Thursday, April 09, 2020	1,231,900	5
Wednesday, April 08, 2020	800,500	4
	<b>6,605,900</b>	<b>29</b>

SOLD	\$	#
Sunday, April 14, 2019	-	0
Saturday, April 13, 2019	-	0
Friday, April 12, 2019	2,493,000	9
Thursday, April 11, 2019	1,195,900	6
Wednesday, April 10, 2019	849,000	4
Tuesday, April 09, 2019	474,500	3
Monday, April 08, 2019	1,988,500	5
	<b>7,000,900</b>	<b>27</b>

% Changed	\$	#
Prior Year	-6%	7%
8 - 14 Days	-4%	-6%

