



4 WEEK REAL ESTATE MARKET REPORT

Monday, May 18, 2020

As of: Tuesday, May 19, 2020

- 1 Report Breakdown
- 2 Cumulative Tampa Bay Report - Single Family Home
- 3 Cumulative Tampa Bay Report - Condominium
- 4 Pinellas County - Single Family Home
- 5 Pinellas County - Condominium
- 6 Pasco County - Single Family Home
- 7 Pasco County - Condominium
- 8 Hillsborough County - Single Family Home
- 9 Hillsborough County - Condominium
- 10 Sarasota County - Single Family Home
- 11 Sarasota County - Condominium
- 12 Manatee County - Single Family Home
- 13 Manatee County - Condominium



4 WEEK REAL ESTATE MARKET REPORT

REPORT BREAKDOWN

Monday, May 18, 2020

as of: 5/19/2020

Day 1	Monday, May 18, 2020
Day 2	Sunday, May 17, 2020
Day 3	Saturday, May 16, 2020
Day 4	Friday, May 15, 2020
Day 5	Thursday, May 14, 2020
Day 6	Wednesday, May 13, 2020
Day 7	Tuesday, May 12, 2020
Day 8	Monday, May 11, 2020
Day 9	Sunday, May 10, 2020
Day 10	Saturday, May 09, 2020
Day 11	Friday, May 08, 2020
Day 12	Thursday, May 07, 2020
Day 13	Wednesday, May 06, 2020
Day 14	Tuesday, May 05, 2020
Day 15	Monday, May 04, 2020
Day 16	Sunday, May 03, 2020
Day 17	Saturday, May 02, 2020
Day 18	Friday, May 01, 2020
Day 19	Thursday, April 30, 2020
Day 20	Wednesday, April 29, 2020
Day 21	Tuesday, April 28, 2020
Day 22	Monday, April 27, 2020
Day 23	Sunday, April 26, 2020
Day 24	Saturday, April 25, 2020
Day 25	Friday, April 24, 2020
Day 26	Thursday, April 23, 2020
Day 27	Wednesday, April 22, 2020
Day 28	Tuesday, April 21, 2020

REPORT BREAKDOWN

GRAPH:

Active - Newly listed during the date range

Pending - Status changed to 'pending' during the date range

Sold - Closed during the date range

Canceled - Canceled during the date range

Temp off Market - Status changed to 'temp' off market' during the date range

The date ranges are not cumulative.

Day 1: Monday, May 18, 2020

Day 28: Tuesday, April 21, 2020

TOTALS:

4 Weeks: The summation of each date range (Day 1 - Day 28)

AS OF MARCH 31, 2020: The total at month end

NOTE: Sold = Total sold in the month

Market Changes

Day 1's New Listings, Price Increase, Price Decreases and Back on Market

7 Day Sold Comparison

Compares the sold amount and volume in the last 7 days against the same timeframe in the prior year and days 8 - days 14.

7 Day Sold Analysis

% Changed: The variance in amount and volume between day 1 - day 7 and;

Prior Year

Day 8 - Day 14

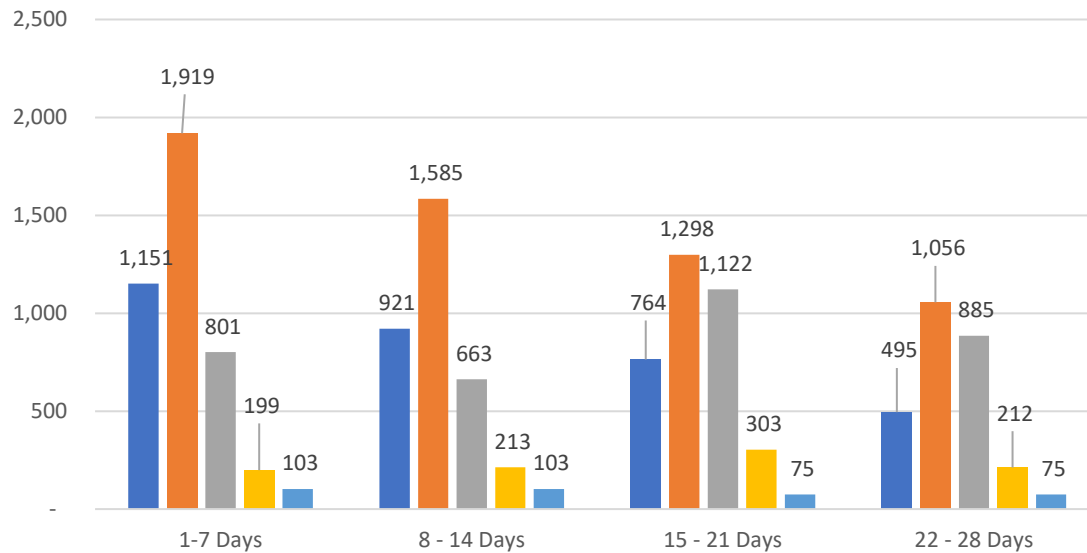


4 WEEK REAL ESTATE MARKET REPORT

TAMPA BAY - SINGLE FAMILY HOMES

Monday, May 18, 2020

as of: 5/19/2020



	TOTALS	
	4 Weeks	AS OF MARCH 31, 2020
Active	3,331	12,934
Pending	5,858	7,887
Sold*	3,471	5,772
Canceled	927	
Temp Off Market	356	

Market Changes	5/18/2020	% 4 Weeks Active
New Listings	181	5%
Price Increase	39	1%
Prices Decrease	185	5%
Back on Market*	86	9%

*Total sales in March
*Back on Market can be from these sources - Pending, Temp Off Market, Cancelled and Expired Listing)

7 Day Sold Comparison

Closed in last 7 days	\$	#
Monday, May 18, 2020	36,495,655	82
Sunday, May 17, 2020	-	0
Saturday, May 16, 2020	966,184	4
Friday, May 15, 2020	114,098,001	341
Thursday, May 14, 2020	50,501,835	151
Wednesday, May 13, 2020	36,218,175	100
Tuesday, May 12, 2020	44,758,482	123
TOTAL	283,038,332	801

Closed prior year	\$	#
Saturday, May 18, 2019	3,218,520	11
Friday, May 17, 2019	138,164,348	420
Thursday, May 16, 2019	72,454,074	224
Wednesday, May 15, 2019	112,752,909	317
Tuesday, May 14, 2019	47,450,081	159
Monday, May 13, 2019	74,323,326	221
Sunday, May 12, 2019	1,573,600	6
TOTAL	449,936,858	1358

7 Day Sold Analysis

% Changed	\$	#
Prior Year	-37%	-41%
8 - 14 Days	29%	21%



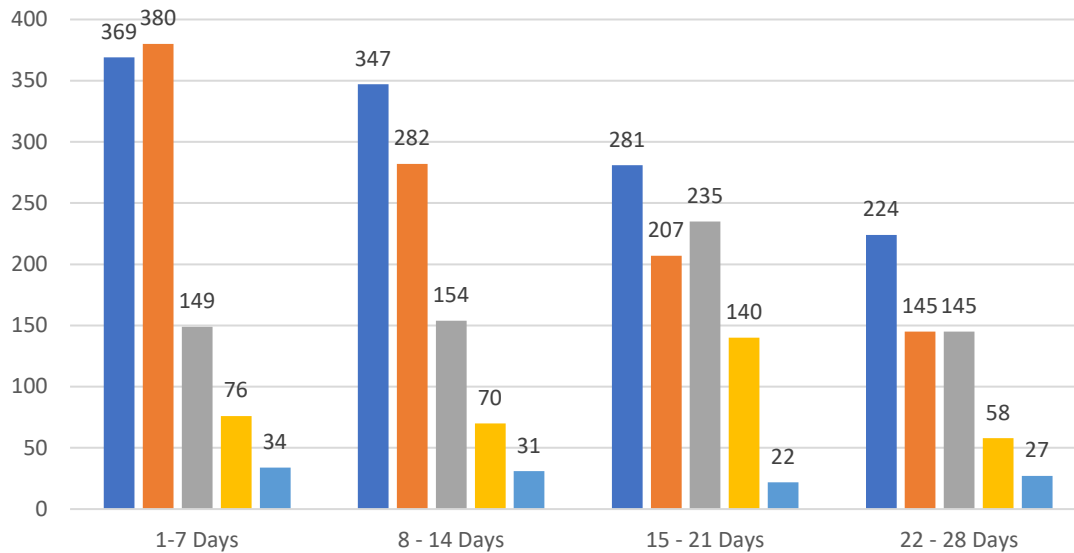


4 WEEK REAL ESTATE MARKET REPORT

TAMPA BAY - CONDOMINIUM

Monday, May 18, 2020

as of: 5/19/2020



7 Day Sold Comparison

Closed in last 7 days	\$	#
Monday, May 18, 2020	2,680,225	15
Sunday, May 17, 2020	-	0
Saturday, May 16, 2020	284,000	1
Friday, May 15, 2020	15,571,290	65
Thursday, May 14, 2020	5,481,000	23
Wednesday, May 13, 2020	5,524,409	23
Tuesday, May 12, 2020	6,956,400	22
TOTAL	36,497,324	149

Closed prior year	\$	#
Saturday, May 18, 2019	382,000	3
Friday, May 17, 2019	27,677,200	119
Thursday, May 16, 2019	10,281,200	43
Wednesday, May 15, 2019	23,324,891	87
Tuesday, May 14, 2019	7,379,871	38
Monday, May 13, 2019	14,701,050	54
Sunday, May 12, 2019	479,500	2
TOTAL	84,225,712	346

	TOTALS	
	4 Weeks	AS OF MARCH 31, 2020
Active	1,221	5,774
Pending	1,014	2,667
Sold*	683	1,887
Canceled	344	
Temp Off Market	114	

Market Changes	5/18/2020	% 4 Weeks Active
New Listings	50	4%
Price Increase	1	0%
Prices Decrease	50	7%
Back on Market*	19	6%

*Total sales in March
*Back on Market can be from these sources - Pending, Temp Off Market, Cancelled and Expired Listing)

7 Day Sold Analysis

% Changed	\$	#
Prior Year	-57%	-57%
8 - 14 Days	-16%	-26%



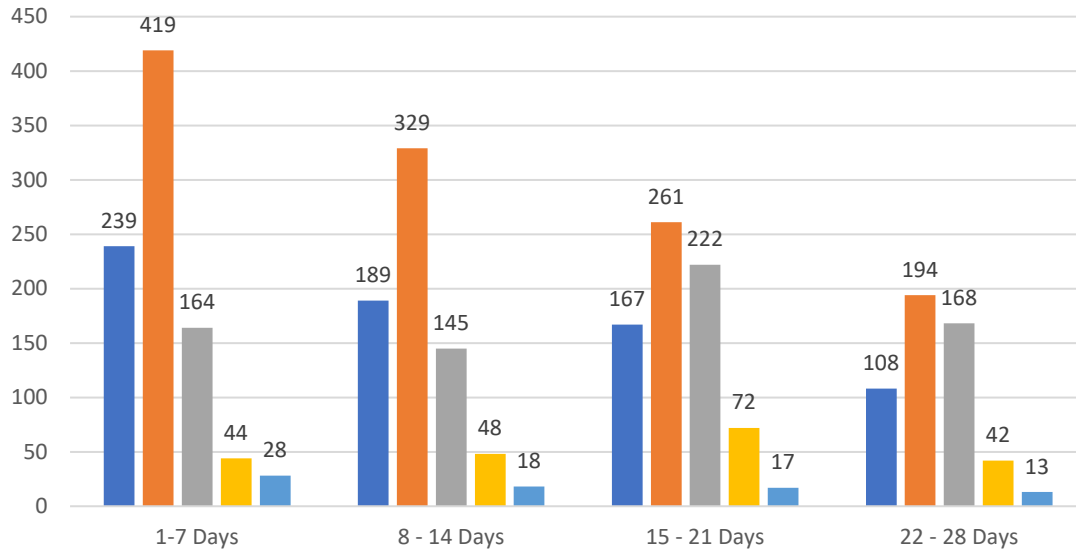


4 WEEK REAL ESTATE MARKET REPORT

PINELLAS COUNTY - SINGLE FAMILY HOMES

Monday, May 18, 2020

as of: 5/19/2020



	TOTALS	
	4 Weeks	AS OF MARCH 31, 2020
Active	703	2,380
Pending	1,203	1,475
Sold*	699	1,292
Canceled	206	
Temp Off Market	76	

Market Changes	5/18/2020	% 4 Weeks Active
New Listings	37	5%
Price Increase	9	1%
Prices Decrease	47	7%
Back on Market*	16	8%

*Total sales in March
*Back on Market can be from these sources - Pending, Temp Off Market, Cancelled and Expired Listing)

7 Day Sold Comparison

Closed in last 7 days	\$	#
Monday, May 18, 2020	12,448,900	23
Sunday, May 17, 2020	-	0
Saturday, May 16, 2020	-	0
Friday, May 15, 2020	23,641,813	68
Thursday, May 14, 2020	8,809,050	24
Wednesday, May 13, 2020	7,649,300	21
Tuesday, May 12, 2020	10,477,800	28
TOTAL	63,026,863	164

Closed prior year	\$	#
Saturday, May 18, 2019	923,250	3
Friday, May 17, 2019	42,177,612	118
Thursday, May 16, 2019	16,332,540	43
Wednesday, May 15, 2019	25,967,800	72
Tuesday, May 14, 2019	11,355,700	35
Monday, May 13, 2019	15,233,627	45
Sunday, May 12, 2019	-	0
TOTAL	111,990,529	316

7 Day Sold Analysis

% Changed	\$	#
Prior Year	-44%	-48%
8 - 14 Days	35%	13%



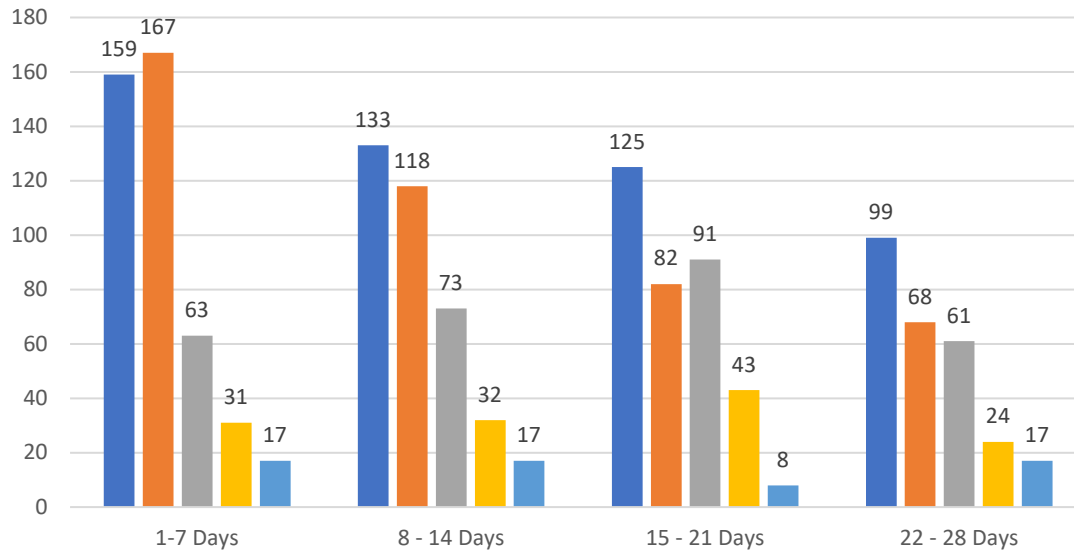


4 WEEK REAL ESTATE MARKET REPORT

PINELLAS COUNTY - CONDOMINIUM

Monday, May 18, 2020

as of: 5/19/2020



		TOTALS	
		4 Weeks	AS OF MARCH 31, 2020
Active		516	2,104
Pending		435	938
Sold*		288	707
Canceled		130	
Temp Off Market		59	

Market Changes	5/18/2020	% 4 Weeks Active
New Listings	24	5%
Price Increase	1	0%
Prices Decrease	23	8%
Back on Market*	8	6%

*Total sales in March
*Back on Market can be from these sources - Pending, Temp Off Market, Cancelled and Expired Listing)

7 Day Sold Comparison

Closed in last 7 days	\$	#
Monday, May 18, 2020	353,000	3
Sunday, May 17, 2020	-	0
Saturday, May 16, 2020	-	0
Friday, May 15, 2020	8,176,590	37
Thursday, May 14, 2020	2,009,700	8
Wednesday, May 13, 2020	1,859,500	9
Tuesday, May 12, 2020	2,763,700	6
TOTAL	15,162,490	63

Closed prior year	\$	#
Saturday, May 18, 2019	-	0
Friday, May 17, 2019	10,160,600	52
Thursday, May 16, 2019	4,595,900	18
Wednesday, May 15, 2019	8,634,900	34
Tuesday, May 14, 2019	2,213,000	16
Monday, May 13, 2019	5,724,250	19
Sunday, May 12, 2019	-	0
TOTAL	31,328,650	139

7 Day Sold Analysis

% Changed	\$	#
Prior Year	-52%	-55%
8 - 14 Days	-20%	-14%



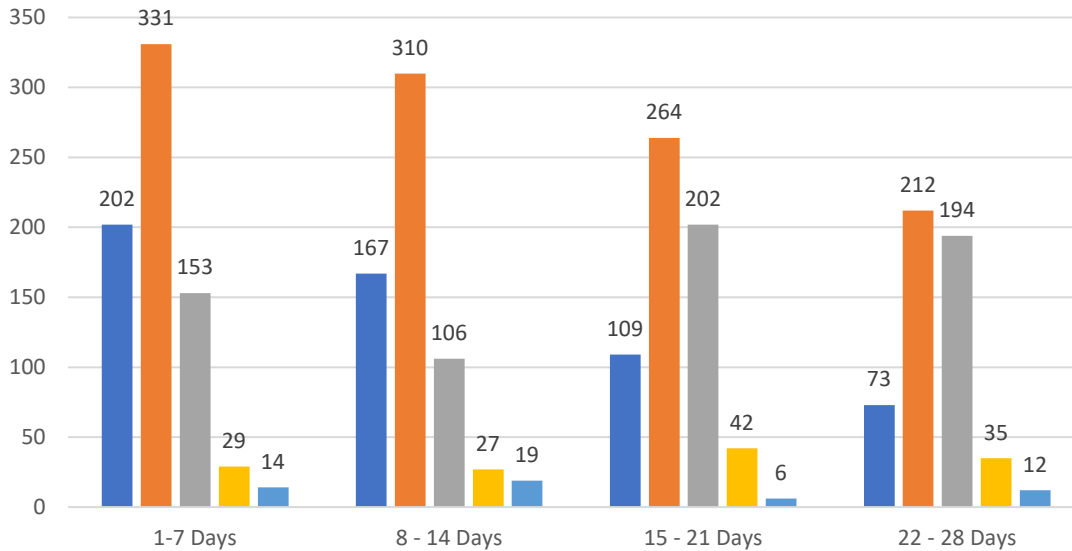


4 WEEK REAL ESTATE MARKET REPORT

PASCO COUNTY - SINGLE FAMILY HOMES

Monday, May 18, 2020

as of: 5/19/2020



	TOTALS	
	4 Weeks	AS OF MARCH 31, 2020
Active	551	1,902
Pending	1,117	1,476
Sold*	655	1,041
Canceled	133	
Temp Off Market	51	

Market Changes	5/18/2020	% 4 Weeks Active
New Listings	29	5%
Price Increase	3	0%
Prices Decrease	23	4%
Back on Market*	20	15%

*Total sales in March
*Back on Market can be from these sources - Pending, Temp Off Market, Cancelled and Expired Listing)

7 Day Sold Comparison

Closed in last 7 days	\$	#
Monday, May 18, 2020	3,987,454	16
Sunday, May 17, 2020	-	0
Saturday, May 16, 2020	181,000	1
Friday, May 15, 2020	16,871,745	60
Thursday, May 14, 2020	6,096,956	23
Wednesday, May 13, 2020	6,661,967	26
Tuesday, May 12, 2020	6,633,728	27
TOTAL	40,432,850	153

Closed prior year	\$	#
Saturday, May 18, 2019	750,490	4
Friday, May 17, 2019	15,104,512	64
Thursday, May 16, 2019	11,684,368	51
Wednesday, May 15, 2019	13,480,604	50
Tuesday, May 14, 2019	5,982,487	25
Monday, May 13, 2019	8,229,346	38
Sunday, May 12, 2019	290,000	1
TOTAL	55,521,807	233

7 Day Sold Analysis

% Changed	\$	#
Prior Year	-27%	-34%
8 - 14 Days	37%	44%



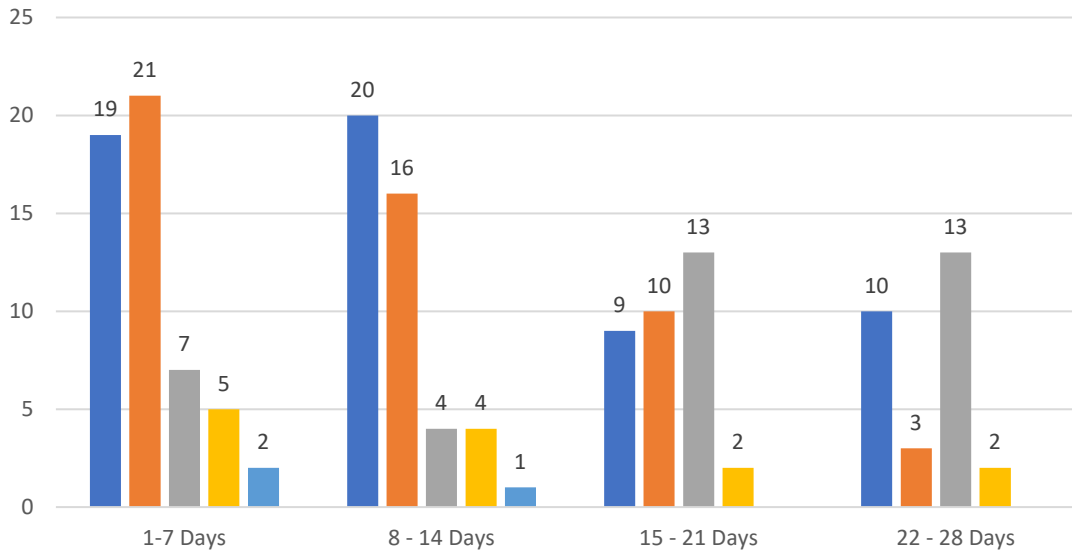


4 WEEK REAL ESTATE MARKET REPORT

PASCO COUNTY - CONDOMINIUM

Monday, May 18, 2020

as of: 5/19/2020



7 Day Sold Comparison

Closed in last 7 days	\$	#
Monday, May 18, 2020	239,000	2
Sunday, May 17, 2020	-	0
Saturday, May 16, 2020	-	0
Friday, May 15, 2020	84,000	1
Thursday, May 14, 2020	62,000	1
Wednesday, May 13, 2020	72,000	2
Tuesday, May 12, 2020	33,000	1
TOTAL	490,000	7

Closed prior year	\$	#
Saturday, May 18, 2019	-	0
Friday, May 17, 2019	461,900	7
Thursday, May 16, 2019	404,400	5
Wednesday, May 15, 2019	634,900	7
Tuesday, May 14, 2019	226,500	2
Monday, May 13, 2019	350,000	3
Sunday, May 12, 2019	-	0
TOTAL	2,077,700	24

	TOTALS	
	4 Weeks	AS OF MARCH 31, 2020
Active	58	362
Pending	50	214
Sold*	37	139
Canceled	13	
Temp Off Market	3	

Market Changes	5/18/2020	% 4 Weeks Active
New Listings	4	7%
Price Increase	0	0%
Prices Decrease	2	5%
Back on Market*	4	31%

*Total sales in March
*Back on Market can be from these sources - Pending, Temp Off Market, Cancelled and Expired Listing)

7 Day Sold Analysis

% Changed	\$	#
Prior Year	-76%	-71%
8 - 14 Days	160%	75%



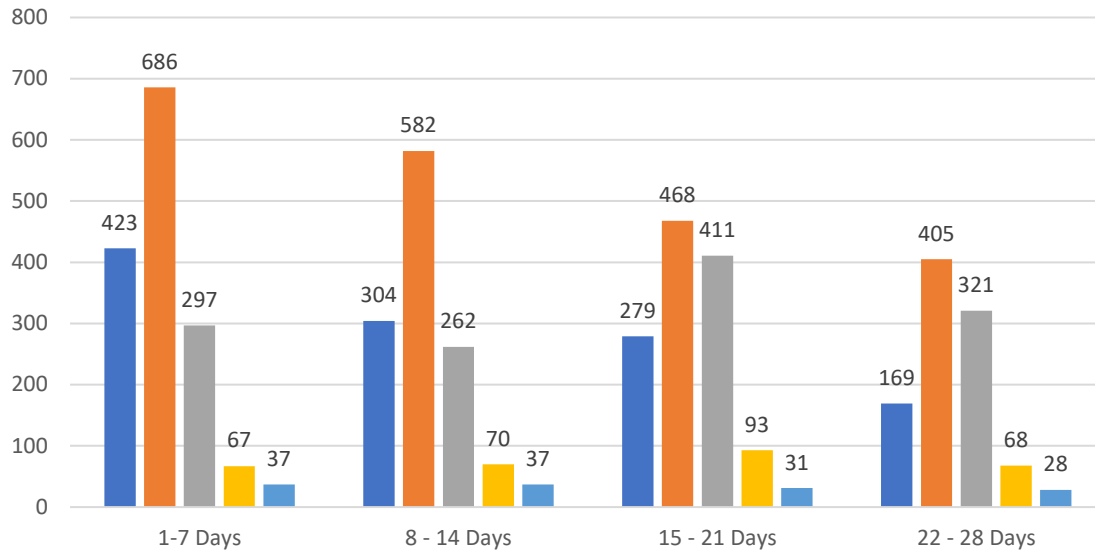


4 WEEK REAL ESTATE MARKET REPORT

HILLSBOROUGH COUNTY - SINGLE FAMILY HOMES

Monday, May 18, 2020

as of: 5/19/2020



	TOTALS	
	4 Weeks	AS OF MARCH 31, 2020
Active	1,175	3,654
Pending	2,141	2,885
Sold*	1,291	1,826
Canceled	298	
Temp Off Market	133	

Market Changes	5/18/2020	% 4 Weeks Active
New Listings	57	5%
Price Increase	22	1%
Prices Decrease	61	5%
Back on Market*	31	10%

*Total sales in March
*Back on Market can be from these sources - Pending, Temp Off Market, Cancelled and Expired Listing)

7 Day Sold Comparison

Closed in last 7 days	\$	#
Monday, May 18, 2020	6,573,604	25
Sunday, May 17, 2020	-	0
Saturday, May 16, 2020	377,000	2
Friday, May 15, 2020	46,537,878	133
Thursday, May 14, 2020	19,310,949	61
Wednesday, May 13, 2020	11,514,418	36
Tuesday, May 12, 2020	13,381,097	40
Total	97,694,946	297

Closed prior year	\$	#
Saturday, May 18, 2019	694,780	3
Friday, May 17, 2019	46,036,137	146
Thursday, May 16, 2019	18,475,144	66
Wednesday, May 15, 2019	27,395,831	84
Tuesday, May 14, 2019	16,280,910	51
Monday, May 13, 2019	28,717,169	85
Sunday, May 12, 2019	1,064,600	4
Total	138,664,571	439

7 Day Sold Analysis

% Changed	\$	#
Prior Year	-30%	-32%
8 - 14 Days	14%	13%



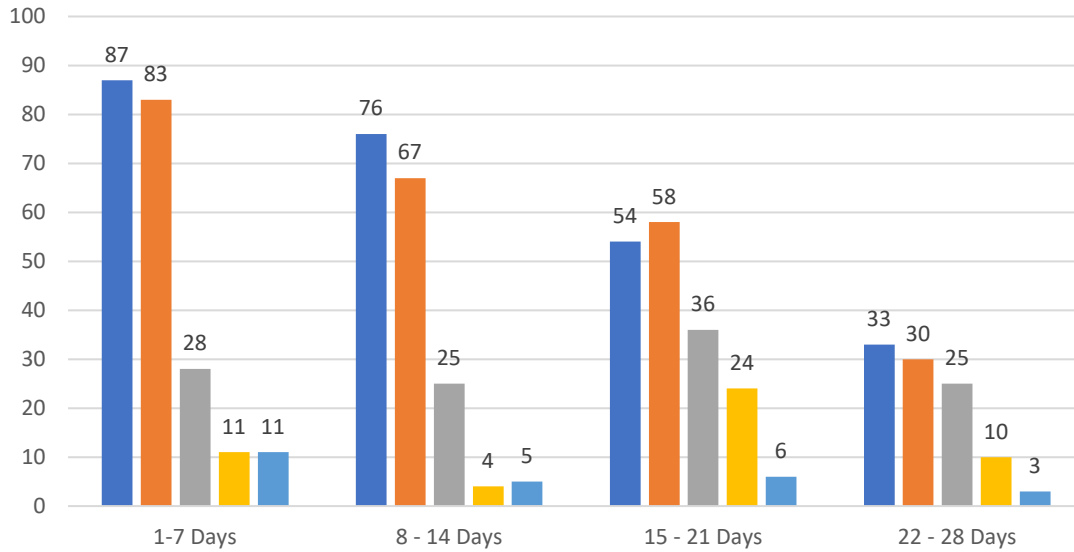


4 WEEK REAL ESTATE MARKET REPORT

HILLSBOROUGH COUNTY - CONDOMINIUM

Monday, May 18, 2020

as of: 5/19/2020



	TOTALS	
	4 Weeks	AS OF MARCH 31, 2020
Active	250	1,036
Pending	238	767
Sold*	114	467
Canceled	49	
Temp Off Market	25	

Market Changes	5/18/2020	% 4 Weeks Active
New Listings	12	5%
Price Increase	0	0%
Prices Decrease	7	6%
Back on Market*	3	6%

*Total sales in March
*Back on Market can be from these sources - Pending, Temp Off Market, Cancelled and Expired Listing)

7 Day Sold Comparison

Closed in last 7 days	\$	#
Monday, May 18, 2020	847,225	4
Sunday, May 17, 2020	-	0
Saturday, May 16, 2020	-	0
Friday, May 15, 2020	3,777,150	12
Thursday, May 14, 2020	768,000	5
Wednesday, May 13, 2020	172,500	2
Tuesday, May 12, 2020	1,160,700	5
TOTAL	6,725,575	28

Closed prior year	\$	#
Saturday, May 18, 2019	220,000	2
Friday, May 17, 2019	4,525,200	26
Thursday, May 16, 2019	2,085,400	9
Wednesday, May 15, 2019	1,360,500	12
Tuesday, May 14, 2019	1,615,000	9
Monday, May 13, 2019	1,608,400	11
Sunday, May 12, 2019	-	0
TOTAL	11,414,500	69

7 Day Sold Analysis

% Changed	\$	#
Prior Year	-41%	-59%
8 - 14 Days	-11%	-62%



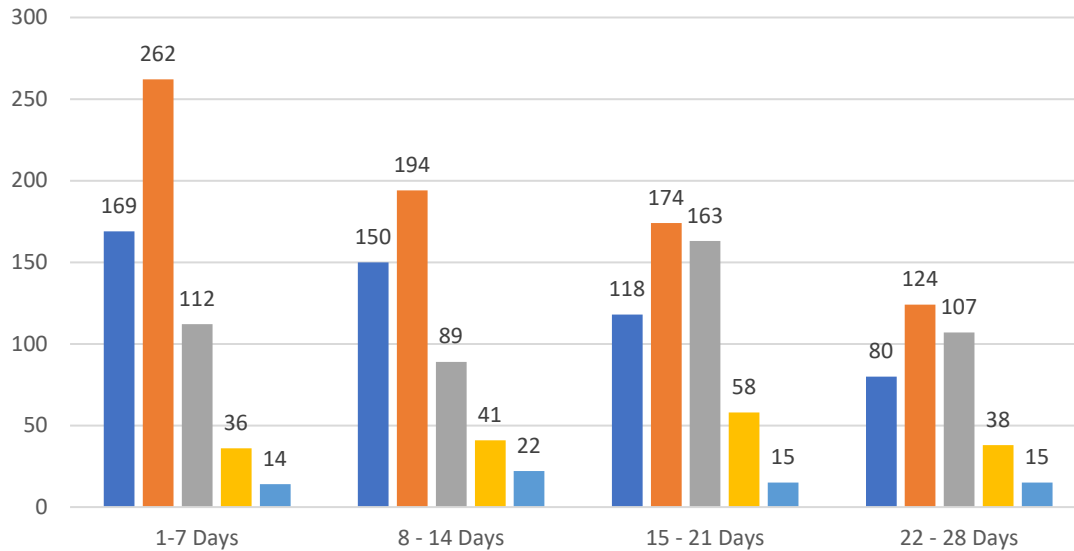


4 WEEK REAL ESTATE MARKET REPORT

SARASOTA COUNTY - SINGLE FAMILY HOMES

Monday, May 18, 2020

as of: 5/19/2020



7 Day Sold Comparison

Closed in last 7 days	\$	#
Monday, May 18, 2020	6,629,000	8
Sunday, May 17, 2020	-	0
Saturday, May 16, 2020	408,184	1
Friday, May 15, 2020	18,196,675	54
Thursday, May 14, 2020	9,005,550	26
Wednesday, May 13, 2020	3,294,500	8
Tuesday, May 12, 2020	7,889,050	15
TOTAL	45,422,959	112

Closed prior year	\$	#
Saturday, May 18, 2019	850,000	1
Friday, May 17, 2019	23,784,547	62
Thursday, May 16, 2019	15,321,966	39
Wednesday, May 15, 2019	22,656,604	55
Tuesday, May 14, 2019	7,429,494	27
Monday, May 13, 2019	14,852,659	36
Sunday, May 12, 2019	219,000	1
TOTAL	85,114,270	221

	TOTALS	
	4 Weeks	AS OF MARCH 31, 2020
Active	517	2,962
Pending	754	1,194
Sold*	471	924
Canceled	173	
Temp Off Market	66	

Market Changes	5/18/2020	% 4 Weeks Active
New Listings	40	8%
Price Increase	4	1%
Prices Decrease	31	7%
Back on Market*	9	5%

*Total sales in March
*Back on Market can be from these sources - Pending, Temp Off Market, Cancelled and Expired Listing)

7 Day Sold Analysis

% Changed	\$	#
Prior Year	-47%	-49%
8 - 14 Days	32%	26%



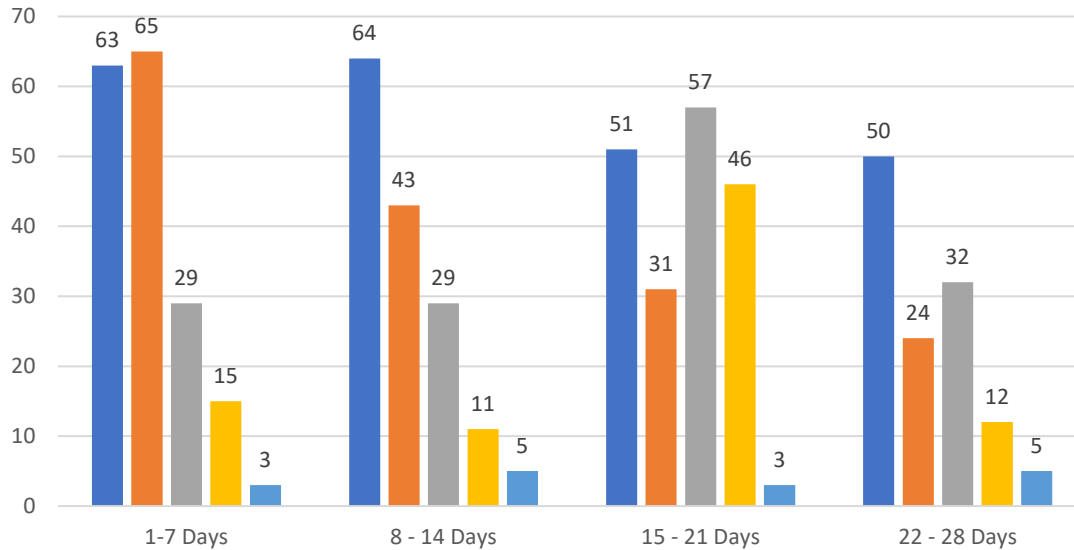


4 WEEK REAL ESTATE MARKET REPORT

SARASOTA COUNTY - CONDOMINIUM

Monday, May 18, 2020

as of: 5/19/2020



7 Day Sold Comparison

Closed in last 7 days	\$	#
Monday, May 18, 2020	991,000	5
Sunday, May 17, 2020	-	0
Saturday, May 16, 2020	284,000	1
Friday, May 15, 2020	1,096,150	6
Thursday, May 14, 2020	1,972,500	6
Wednesday, May 13, 2020	1,865,400	5
Tuesday, May 12, 2020	1,590,000	6
TOTAL	7,799,050	29

Closed prior year	\$	#
Saturday, May 18, 2019	162,000	1
Friday, May 17, 2019	9,880,600	23
Thursday, May 16, 2019	2,496,000	7
Wednesday, May 15, 2019	7,324,400	19
Tuesday, May 14, 2019	2,568,000	8
Monday, May 13, 2019	3,985,400	11
Sunday, May 12, 2019	-	0
TOTAL	26,416,400	69

	TOTALS	
	4 Weeks	AS OF MARCH 31, 2020
Active	228	1,407
Pending	163	502
Sold*	147	337
Canceled	84	
Temp Off Market	16	

Market Changes	5/18/2020	% 4 Weeks Active
New Listings	5	2%
Price Increase	0	0%
Prices Decrease	8	5%
Back on Market*	1	1%

*Total sales in March
*Back on Market can be from these sources - Pending, Temp Off Market, Cancelled and Expired Listing)

7 Day Sold Analysis

% Changed	\$	#
Prior Year	-70%	-58%
8 - 14 Days	-24%	0%



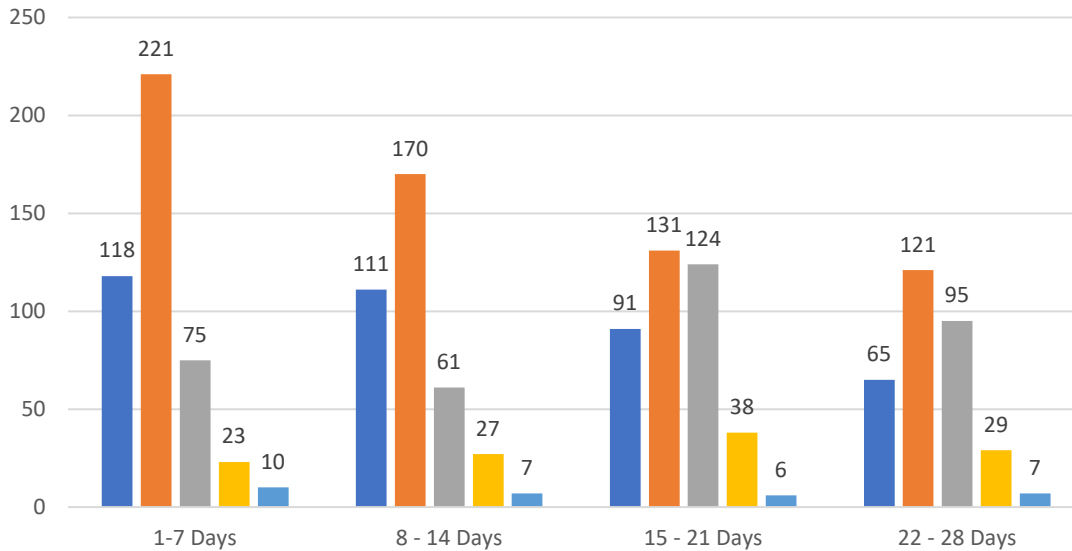


4 WEEK REAL ESTATE MARKET REPORT

MANATEE COUNTY - SINGLE FAMILY HOMES

Monday, May 18, 2020

as of: 5/19/2020



	TOTALS	
	4 Weeks	AS OF MARCH 31, 2020
Active	385	2,036
Pending	643	857
Sold*	355	689
Canceled	117	
Temp Off Market	30	

Market Changes	5/18/2020	% 4 Weeks Active
New Listings	18	5%
Price Increase	1	0%
Prices Decrease	23	6%
Back on Market*	10	9%

*Total sales in March
*Back on Market can be from these sources - Pending, Temp Off Market, Cancelled and Expired Listing)

7 Day Sold Comparison

Closed in last 7 days	\$	#
Monday, May 18, 2020	6,856,697	10
Sunday, May 17, 2020	-	0
Saturday, May 16, 2020	-	0
Friday, May 15, 2020	8,849,890	26
Thursday, May 14, 2020	7,279,330	17
Wednesday, May 13, 2020	7,097,990	9
Tuesday, May 12, 2020	6,376,807	13
Total	36,460,714	75

Closed prior year	\$	#
Saturday, May 18, 2019	-	0
Friday, May 17, 2019	11,061,540	30
Thursday, May 16, 2019	10,640,056	25
Wednesday, May 15, 2019	23,252,070	56
Tuesday, May 14, 2019	6,401,490	21
Monday, May 13, 2019	7,290,525	17
Sunday, May 12, 2019	-	0
Total	58,645,681	149

7 Day Sold Analysis

% Changed	\$	#
Prior Year	-38%	-50%
8 - 14 Days	52%	23%



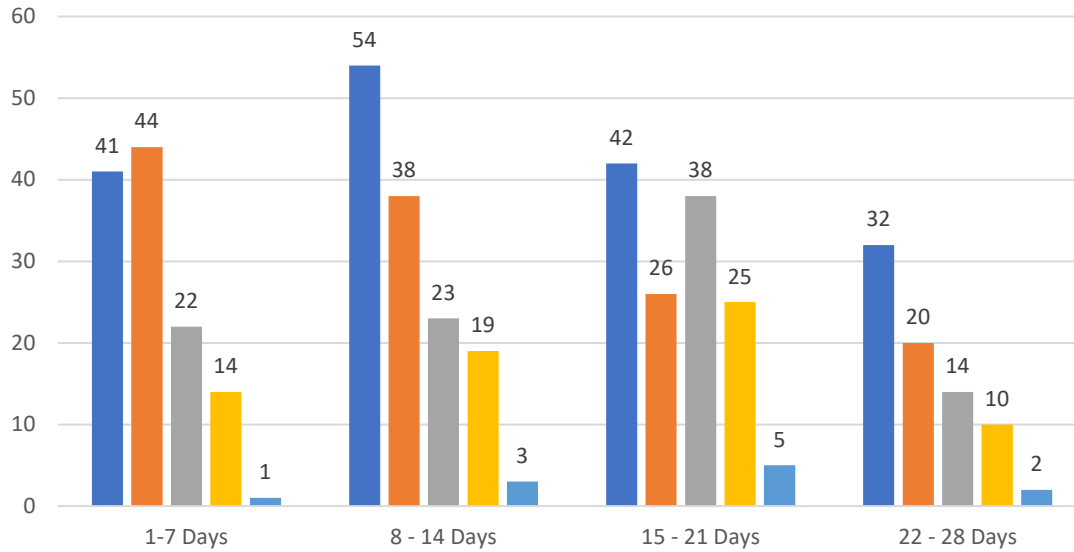


4 WEEK REAL ESTATE MARKET REPORT

MANATEE COUNTY - CONDOMINIUM

Monday, May 18, 2020

as of: 5/19/2020



	TOTALS	
	4 Weeks	AS OF MARCH 31, 2020
Active	169	865
Pending	128	246
Sold*	97	237
Canceled	68	
Temp Off Market	11	

Market Changes	5/18/2020	% 4 Weeks Active
New Listings	5	3%
Price Increase	0	0%
Prices Decrease	10	10%
Back on Market*	3	4%

*Total sales in March
*Back on Market can be from these sources - Pending, Temp Off Market, Cancelled and Expired Listing)

7 Day Sold Comparison

Closed in last 7 days	\$	#
Monday, May 18, 2020	250,000	1
Sunday, May 17, 2020	-	0
Saturday, May 16, 2020	-	0
Friday, May 15, 2020	2,437,400	9
Thursday, May 14, 2020	668,800	3
Wednesday, May 13, 2020	1,555,009	5
Tuesday, May 12, 2020	1,409,000	4
Total	6,320,209	22

Closed prior year	\$	#
Saturday, May 18, 2019	-	0
Friday, May 17, 2019	2,648,900	11
Thursday, May 16, 2019	699,500	4
Wednesday, May 15, 2019	5,370,191	15
Tuesday, May 14, 2019	757,371	3
Monday, May 13, 2019	3,033,000	10
Sunday, May 12, 2019	479,500	2
Total	12,988,462	45

7 Day Sold Analysis

% Changed	\$	#
Prior Year	-51%	-51%
8 - 14 Days	-4%	-4%

