



4 WEEK REAL ESTATE MARKET REPORT

Thursday, May 28, 2020

As of: Friday, May 29, 2020

- 1 Report Breakdown
- 2 Cumulative Tampa Bay Report - Single Family Home
- 3 Cumulative Tampa Bay Report - Condominium
- 4 Pinellas County - Single Family Home
- 5 Pinellas County - Condominium
- 6 Pasco County - Single Family Home
- 7 Pasco County - Condominium
- 8 Hillsborough County - Single Family Home
- 9 Hillsborough County - Condominium
- 10 Sarasota County - Single Family Home
- 11 Sarasota County - Condominium
- 12 Manatee County - Single Family Home
- 13 Manatee County - Condominium



4 WEEK REAL ESTATE MARKET REPORT

REPORT BREAKDOWN

Thursday, May 28, 2020

as of: 5/29/2020

Day 1	Thursday, May 28, 2020
Day 2	Wednesday, May 27, 2020
Day 3	Tuesday, May 26, 2020
Day 4	Monday, May 25, 2020
Day 5	Sunday, May 24, 2020
Day 6	Saturday, May 23, 2020
Day 7	Friday, May 22, 2020
Day 8	Thursday, May 21, 2020
Day 9	Wednesday, May 20, 2020
Day 10	Tuesday, May 19, 2020
Day 11	Monday, May 18, 2020
Day 12	Sunday, May 17, 2020
Day 13	Saturday, May 16, 2020
Day 14	Friday, May 15, 2020
Day 15	Thursday, May 14, 2020
Day 16	Wednesday, May 13, 2020
Day 17	Tuesday, May 12, 2020
Day 18	Monday, May 11, 2020
Day 19	Sunday, May 10, 2020
Day 20	Saturday, May 09, 2020
Day 21	Friday, May 08, 2020
Day 22	Thursday, May 07, 2020
Day 23	Wednesday, May 06, 2020
Day 24	Tuesday, May 05, 2020
Day 25	Monday, May 04, 2020
Day 26	Sunday, May 03, 2020
Day 27	Saturday, May 02, 2020
Day 28	Friday, May 01, 2020

REPORT BREAKDOWN

GRAPH:

- Active - Newly listed during the date range
 - Pending - Status changed to 'pending' during the date range
 - Sold - Closed during the date range
 - Canceled - Canceled during the date range
 - Temp off Market - Status changed to 'temp' off market' during the date range
- The date ranges are not cumulative.
 Day 1: Thursday, May 28, 2020
 Day 28: Friday, May 01, 2020

TOTALS:

4 Weeks: The summation of each date range (Day 1 - Day 28)
 AS OF APRIL 30, 2020: The total at month end

NOTE: Sold = Total sold in the month

Market Changes

Day 1's New Listings, Price Increase, Price Decreases and Back on Market

7 Day Sold Comparison

Compares the sold amount and volume in the last 7 days against the same timeframe in the prior year and days 8 - days 14.

7 Day Sold Analysis

% Changed: The variance in amount and volume between day 1 - day 7 and;
 Prior Year
 Day 8 - Day 14

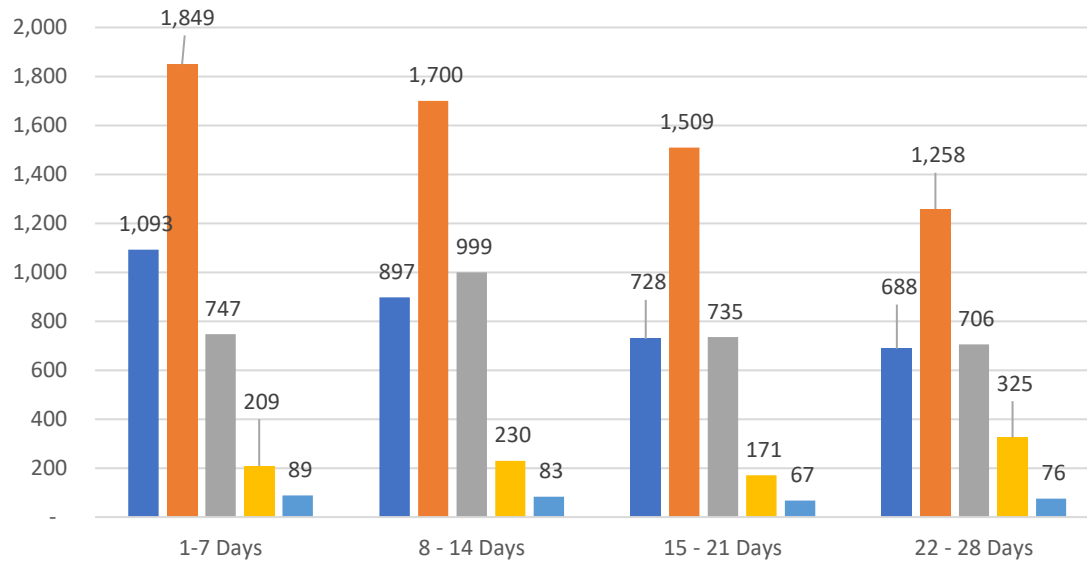


4 WEEK REAL ESTATE MARKET REPORT

TAMPA BAY - SINGLE FAMILY HOMES

Thursday, May 28, 2020

as of: 5/29/2020



	TOTALS	AS OF APRIL 30, 2020
	4 Weeks	
Active	3,406	12,570
Pending	6,316	6,310
Sold*	3,187	4,398
Canceled	935	
Temp Off Market	315	

Market Changes	5/28/2020	% 4 Weeks Active
New Listings	228	7%
Price Increase	26	0%
Prices Decrease	231	7%
Back on Market*	76	8%

*Total sales in March
*Back on Market can be from these sources - Pending, Temp Off Market, Cancelled and Expired Listing)

7 Day Sold Comparison

Closed in last 7 days	\$	#
Thursday, May 28, 2020	32,304,080	92
Wednesday, May 27, 2020	43,680,577	138
Tuesday, May 26, 2020	57,746,158	174
Monday, May 25, 2020	6,212,707	19
Sunday, May 24, 2020	1,483,190	6
Saturday, May 23, 2020	3,160,672	9
Friday, May 22, 2020	109,082,115	309
Total	253,669,499	747

Closed prior year	\$	#
Tuesday, May 28, 2019	88,800,156	245
Monday, May 27, 2019	7,503,744	23
Sunday, May 26, 2019	1,983,100	7
Saturday, May 25, 2019	4,700,590	15
Friday, May 24, 2019	154,706,730	474
Thursday, May 23, 2019	75,307,171	208
Wednesday, May 22, 2019	70,723,184	213
Total	403,724,675	1185

7 Day Sold Analysis

% Changed	\$	#
Prior Year	-37%	-37%
8 - 14 Days	-26%	-25%



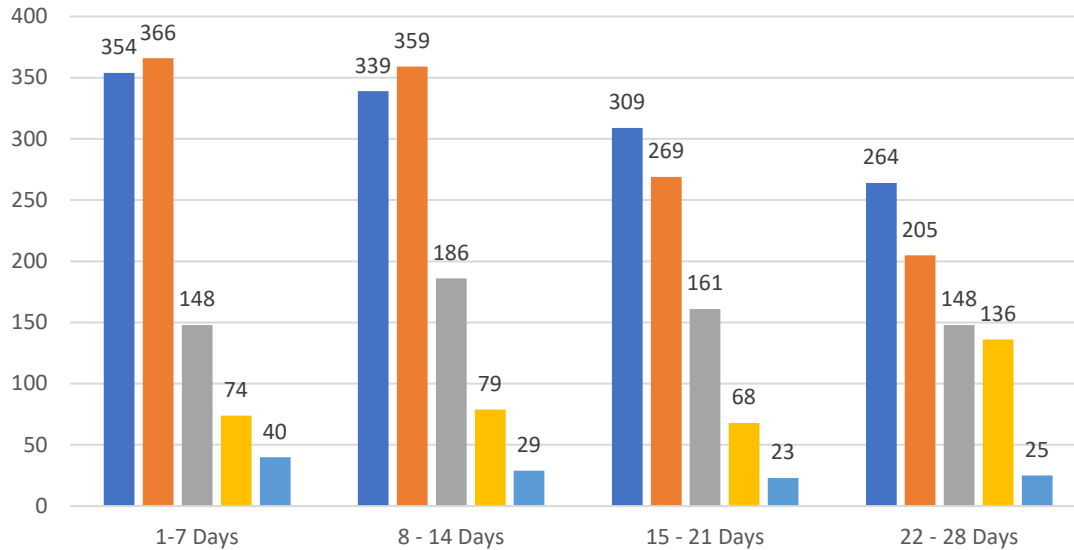


4 WEEK REAL ESTATE MARKET REPORT

TAMPA BAY - CONDOMINIUM

Thursday, May 28, 2020

as of: 5/29/2020



7 Day Sold Comparison

Closed in last 7 days	\$	#
Thursday, May 28, 2020	4,115,398	16
Wednesday, May 27, 2020	12,199,167	29
Tuesday, May 26, 2020	8,335,601	26
Monday, May 25, 2020	547,000	3
Sunday, May 24, 2020	1,594,750	3
Saturday, May 23, 2020	1,704,900	4
Friday, May 22, 2020	17,851,467	67
TOTAL	46,348,283	148

Closed prior year	\$	#
Tuesday, May 28, 2019	11,474,330	49
Monday, May 27, 2019	899,256	4
Sunday, May 26, 2019	97,500	1
Saturday, May 25, 2019	1,153,000	5
Friday, May 24, 2019	29,837,448	105
Thursday, May 23, 2019	17,416,830	50
Wednesday, May 22, 2019	17,794,500	55
TOTAL	78,672,864	269

7 Day Sold Analysis

% Changed	\$	#
Prior Year	-41%	-45%
8 - 14 Days	-11%	-33%



	TOTALS	
	4 Weeks	AS OF APRIL 30, 2020
Active	1,266	6,615
Pending	1,199	2,352
Sold*	643	1,633
Canceled	357	
Temp Off Market	117	

Market Changes	5/28/2020	% 4 Weeks Active
New Listings	63	5%
Price Increase	6	1%
Prices Decrease	57	9%
Back on Market*	24	7%

*Total sales in March
*Back on Market can be from these sources - Pending, Temp Off Market, Cancelled and Expired Listing)

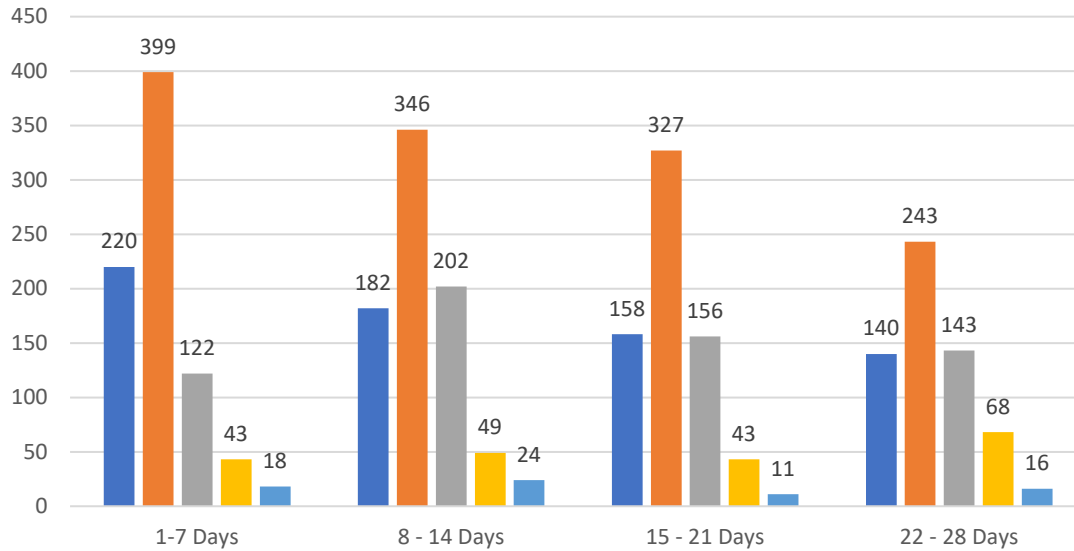


4 WEEK REAL ESTATE MARKET REPORT

PINELLAS COUNTY - SINGLE FAMILY HOMES

Thursday, May 28, 2020

as of: 5/29/2020



	TOTALS	
	4 Weeks	AS OF APRIL 30, 2020
Active	700	2,486
Pending	1,315	1,103
Sold*	623	879
Canceled	203	
Temp Off Market	69	

Market Changes	5/28/2020	% 4 Weeks Active
New Listings	42	6%
Price Increase	1	0%
Prices Decrease	43	7%
Back on Market*	15	7%

*Total sales in March
*Back on Market can be from these sources - Pending, Temp Off Market, Cancelled and Expired Listing)

7 Day Sold Comparison

Closed in last 7 days	\$	#
Thursday, May 28, 2020	6,730,200	16
Wednesday, May 27, 2020	8,363,433	23
Tuesday, May 26, 2020	7,388,299	24
Monday, May 25, 2020	447,900	4
Sunday, May 24, 2020	413,000	2
Saturday, May 23, 2020	-	0
Friday, May 22, 2020	17,932,350	53
TOTAL	41,275,182	122

Closed prior year	\$	#
Tuesday, May 28, 2019	20,839,700	49
Monday, May 27, 2019	1,250,649	5
Sunday, May 26, 2019	1,140,600	3
Saturday, May 25, 2019	1,827,100	6
Friday, May 24, 2019	38,259,074	116
Thursday, May 23, 2019	15,422,200	45
Wednesday, May 22, 2019	20,451,800	49
TOTAL	99,191,123	273

7 Day Sold Analysis

% Changed	\$	#
Prior Year	-58%	-55%
8 - 14 Days	-47%	-40%



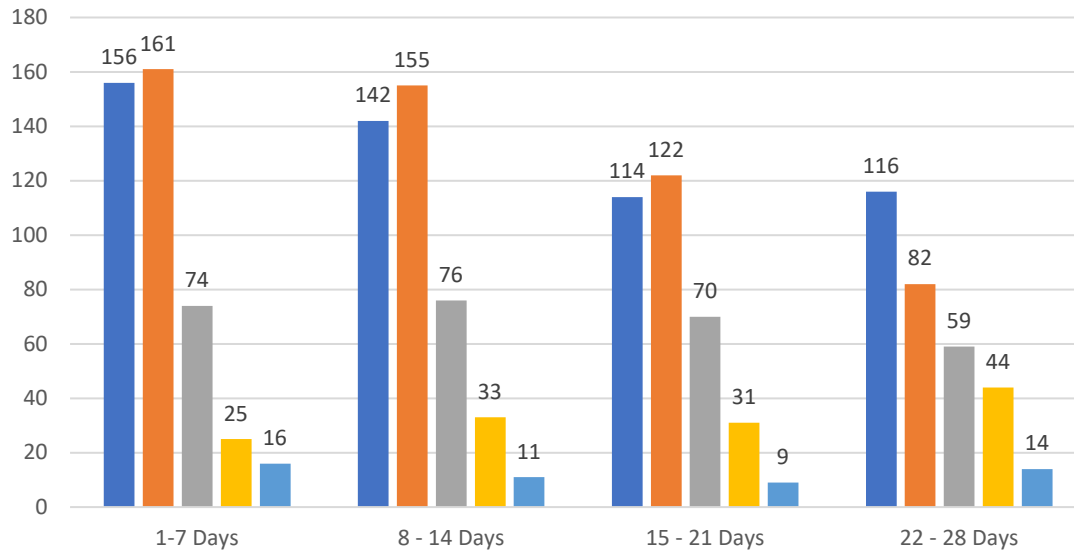


4 WEEK REAL ESTATE MARKET REPORT

PINELLAS COUNTY - CONDOMINIUM

Thursday, May 28, 2020

as of: 5/29/2020



7 Day Sold Comparison

Closed in last 7 days	\$	#
Thursday, May 28, 2020	2,412,900	9
Wednesday, May 27, 2020	4,190,600	13
Tuesday, May 26, 2020	4,819,101	17
Monday, May 25, 2020	236,000	2
Sunday, May 24, 2020	1,482,250	2
Saturday, May 23, 2020	1,704,900	4
Friday, May 22, 2020	5,723,998	27
TOTAL	20,569,749	74

Closed prior year	\$	#
Tuesday, May 28, 2019	4,995,900	20
Monday, May 27, 2019	507,256	2
Sunday, May 26, 2019	97,500	1
Saturday, May 25, 2019	195,000	1
Friday, May 24, 2019	9,984,700	48
Thursday, May 23, 2019	9,350,800	24
Wednesday, May 22, 2019	8,109,100	28
TOTAL	33,240,256	124

	TOTALS	
	4 Weeks	AS OF APRIL 30, 2020
Active	528	2,266
Pending	520	765
Sold*	279	553
Canceled	133	
Temp Off Market	50	

Market Changes	5/28/2020	% 4 Weeks Active
New Listings	23	4%
Price Increase	3	1%
Prices Decrease	22	8%
Back on Market*	10	8%

*Total sales in March
*Back on Market can be from these sources - Pending, Temp Off Market, Cancelled and Expired Listing)

7 Day Sold Analysis

% Changed	\$	#
Prior Year	-38%	-40%
8 - 14 Days	12%	-3%



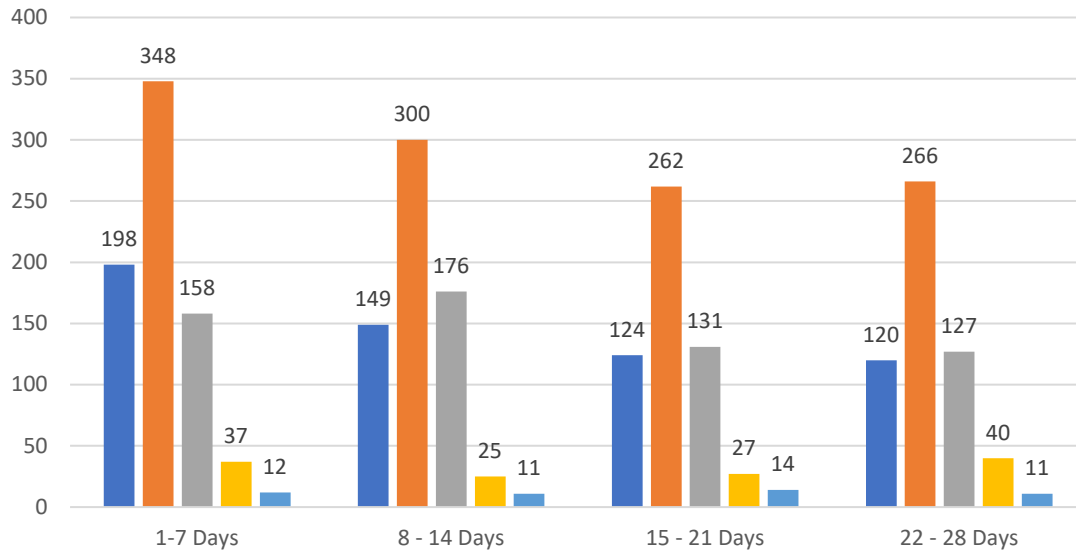


4 WEEK REAL ESTATE MARKET REPORT

PASCO COUNTY - SINGLE FAMILY HOMES

Thursday, May 28, 2020

as of: 5/29/2020



	TOTALS	
	4 Weeks	AS OF APRIL 30, 2020
Active	591	1,953
Pending	1,176	1,182
Sold*	592	859
Canceled	129	
Temp Off Market	48	

Market Changes	5/28/2020	% 4 Weeks Active
New Listings	54	9%
Price Increase	4	0%
Prices Decrease	56	9%
Back on Market*	16	12%

*Total sales in March
*Back on Market can be from these sources - Pending, Temp Off Market, Cancelled and Expired Listing)

7 Day Sold Comparison

Closed in last 7 days	\$	#
Thursday, May 28, 2020	4,714,431	18
Wednesday, May 27, 2020	8,375,898	31
Tuesday, May 26, 2020	9,858,501	37
Monday, May 25, 2020	1,417,400	5
Sunday, May 24, 2020	128,000	1
Saturday, May 23, 2020	118,000	1
Friday, May 22, 2020	15,817,681	65
Total	40,429,911	158

Closed prior year	\$	#
Tuesday, May 28, 2019	7,834,380	33
Monday, May 27, 2019	709,000	3
Sunday, May 26, 2019	156,000	1
Saturday, May 25, 2019	426,000	2
Friday, May 24, 2019	20,767,245	90
Thursday, May 23, 2019	11,010,583	41
Wednesday, May 22, 2019	5,997,780	30
Total	46,900,988	200

7 Day Sold Analysis

% Changed	\$	#
Prior Year	-14%	-21%
8 - 14 Days	-13%	-10%



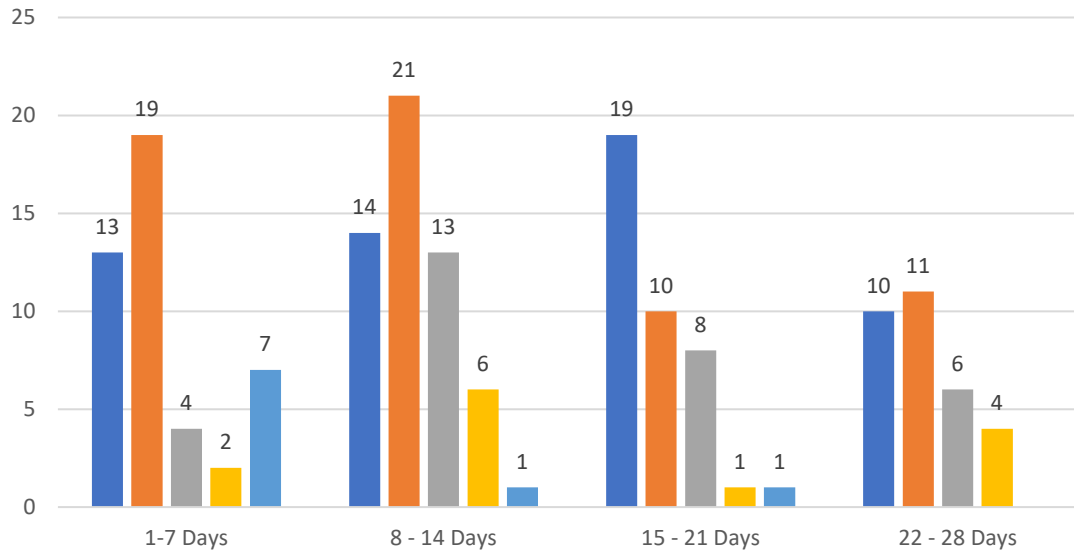


4 WEEK REAL ESTATE MARKET REPORT

PASCO COUNTY - CONDOMINIUM

Thursday, May 28, 2020

as of: 5/29/2020



7 Day Sold Comparison

Closed in last 7 days	\$	#
Thursday, May 28, 2020	77,500	1
Wednesday, May 27, 2020	-	0
Tuesday, May 26, 2020	125,000	1
Monday, May 25, 2020	-	0
Sunday, May 24, 2020	-	0
Saturday, May 23, 2020	-	0
Friday, May 22, 2020	136,500	2
Total	339,000	4

Closed prior year	\$	#
Tuesday, May 28, 2019	63,000	1
Monday, May 27, 2019	62,000	1
Sunday, May 26, 2019	-	0
Saturday, May 25, 2019	-	0
Friday, May 24, 2019	441,500	6
Thursday, May 23, 2019	249,000	2
Wednesday, May 22, 2019	248,000	1
Total	1,063,500	11

	TOTALS	
	4 Weeks	AS OF APRIL 30, 2020
Active	56	533
Pending	61	235
Sold*	31	163
Canceled	13	
Temp Off Market	9	

Market Changes	5/28/2020	% 4 Weeks Active
New Listings	2	4%
Price Increase	0	0%
Prices Decrease	2	6%
Back on Market*	0	0%

*Total sales in March
*Back on Market can be from these sources - Pending, Temp Off Market, Cancelled and Expired Listing)

7 Day Sold Analysis

% Changed	\$	#
Prior Year	-68%	-64%
8 - 14 Days	-73%	-69%



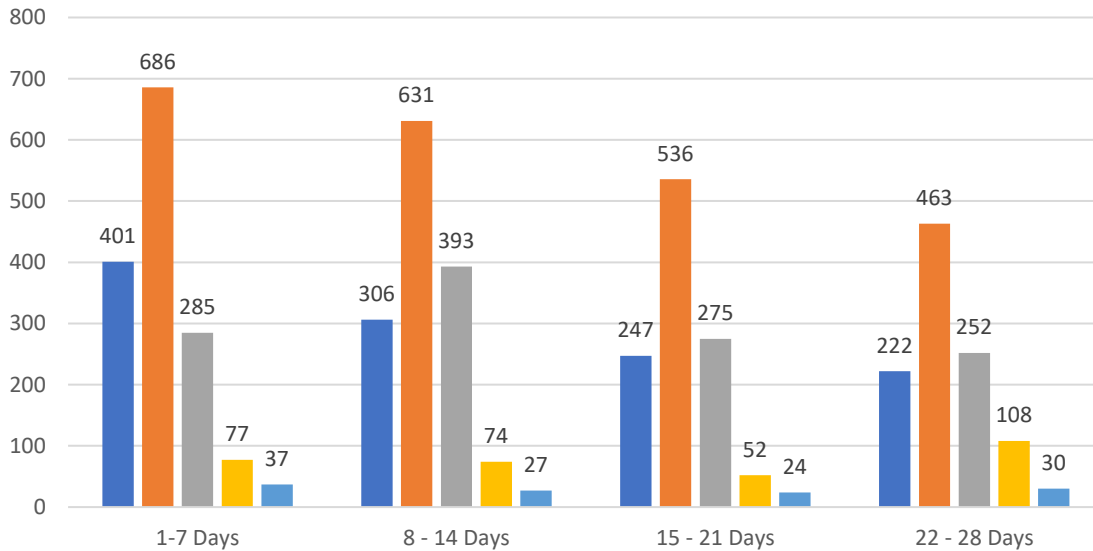


4 WEEK REAL ESTATE MARKET REPORT

HILLSBOROUGH COUNTY - SINGLE FAMILY HOMES

Thursday, May 28, 2020

as of: 5/29/2020



7 Day Sold Comparison

Closed in last 7 days	\$	#
Thursday, May 28, 2020	11,446,154	32
Wednesday, May 27, 2020	14,998,916	50
Tuesday, May 26, 2020	26,694,710	73
Monday, May 25, 2020	1,609,400	3
Sunday, May 24, 2020	942,190	3
Saturday, May 23, 2020	2,074,390	6
Friday, May 22, 2020	40,132,779	118
TOTAL	97,898,539	285

Closed prior year	\$	#
Tuesday, May 28, 2019	29,375,035	95
Monday, May 27, 2019	3,506,880	10
Sunday, May 26, 2019	686,500	3
Saturday, May 25, 2019	1,344,500	5
Friday, May 24, 2019	47,105,268	158
Thursday, May 23, 2019	22,577,803	66
Wednesday, May 22, 2019	23,683,362	69
TOTAL	128,279,348	406

	TOTALS	
	4 Weeks	AS OF APRIL 30, 2020
Active	1,176	3,748
Pending	2,316	2,491
Sold*	1,205	1,529
Canceled	311	
Temp Off Market	118	

Market Changes	5/28/2020	% 4 Weeks Active
New Listings	85	7%
Price Increase	11	0%
Prices Decrease	69	6%
Back on Market*	23	7%

*Total sales in March
*Back on Market can be from these sources - Pending, Temp Off Market, Cancelled and Expired Listing)

7 Day Sold Analysis

% Changed	\$	#
Prior Year	-24%	-30%
8 - 14 Days	-24%	-27%



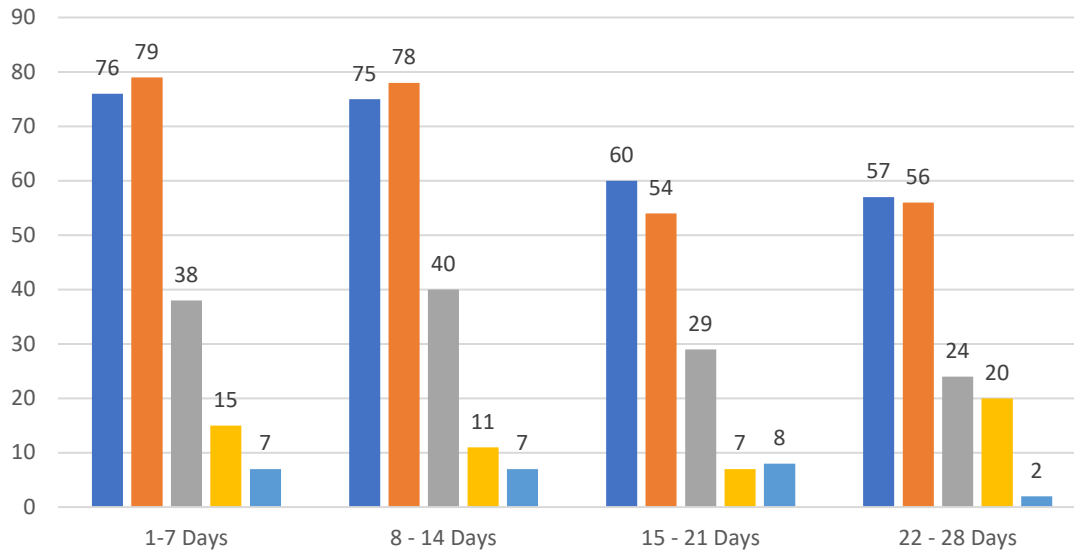


4 WEEK REAL ESTATE MARKET REPORT

HILLSBOROUGH COUNTY - CONDOMINIUM

Thursday, May 28, 2020

as of: 5/29/2020



7 Day Sold Comparison

Closed in last 7 days	\$	#
Thursday, May 28, 2020	240,000	1
Wednesday, May 27, 2020	6,358,573	9
Tuesday, May 26, 2020	1,006,000	4
Monday, May 25, 2020	-	0
Sunday, May 24, 2020	112,500	1
Saturday, May 23, 2020	-	0
Friday, May 22, 2020	8,180,569	23
TOTAL	15,897,642	38

Closed prior year	\$	#
Tuesday, May 28, 2019	3,246,180	15
Monday, May 27, 2019	-	0
Sunday, May 26, 2019	-	0
Saturday, May 25, 2019	335,500	2
Friday, May 24, 2019	5,911,700	21
Thursday, May 23, 2019	1,919,830	10
Wednesday, May 22, 2019	1,735,000	8
TOTAL	13,148,210	56

	TOTALS	
	4 Weeks	AS OF APRIL 30, 2020
Active	268	1,182
Pending	267	674
Sold*	131	420
Canceled	53	
Temp Off Market	24	

Market Changes	5/28/2020	% 4 Weeks Active
New Listings	15	6%
Price Increase	0	0%
Prices Decrease	13	10%
Back on Market*	10	19%

*Back on Market can be from these sources - Pending, Temp Off Market, Cancelled and Expired Listing)

7 Day Sold Analysis

% Changed	\$	#
Prior Year	21%	-32%
8 - 14 Days	2%	-50%



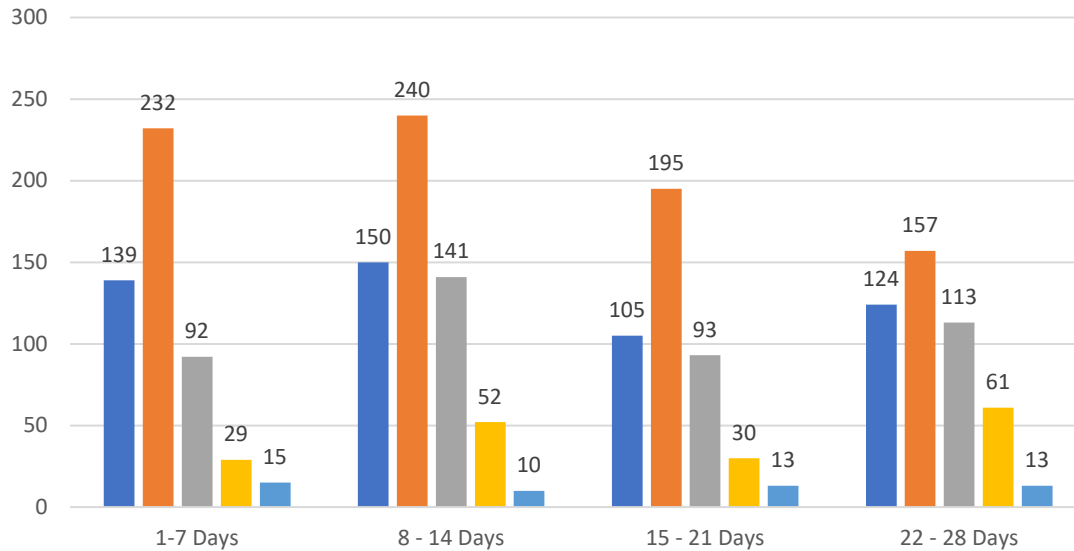


4 WEEK REAL ESTATE MARKET REPORT

SARASOTA COUNTY - SINGLE FAMILY HOMES

Thursday, May 28, 2020

as of: 5/29/2020



7 Day Sold Comparison

Closed in last 7 days	\$	#
Thursday, May 28, 2020	6,112,900	15
Wednesday, May 27, 2020	7,050,550	16
Tuesday, May 26, 2020	4,938,076	15
Monday, May 25, 2020	1,225,000	4
Sunday, May 24, 2020	-	0
Saturday, May 23, 2020	200,000	1
Friday, May 22, 2020	18,674,840	41
TOTAL	38,201,366	92

Closed prior year	\$	#
Tuesday, May 28, 2019	19,281,486	41
Monday, May 27, 2019	629,000	1
Sunday, May 26, 2019	-	0
Saturday, May 25, 2019	333,000	1
Friday, May 24, 2019	31,050,380	63
Thursday, May 23, 2019	18,707,585	37
Wednesday, May 22, 2019	11,741,585	38
TOTAL	81,743,036	181

	TOTALS	
	4 Weeks	AS OF APRIL 30, 2020
Active	518	2,532
Pending	824	858
Sold*	439	632
Canceled	172	
Temp Off Market	51	

Market Changes	5/28/2020	% 4 Weeks Active
New Listings	27	5%
Price Increase	6	1%
Prices Decrease	37	8%
Back on Market*	15	9%

*Total sales in March
*Back on Market can be from these sources - Pending, Temp Off Market, Cancelled and Expired Listing)

7 Day Sold Analysis

% Changed	\$	#
Prior Year	-53%	-49%
8 - 14 Days	-28%	-35%



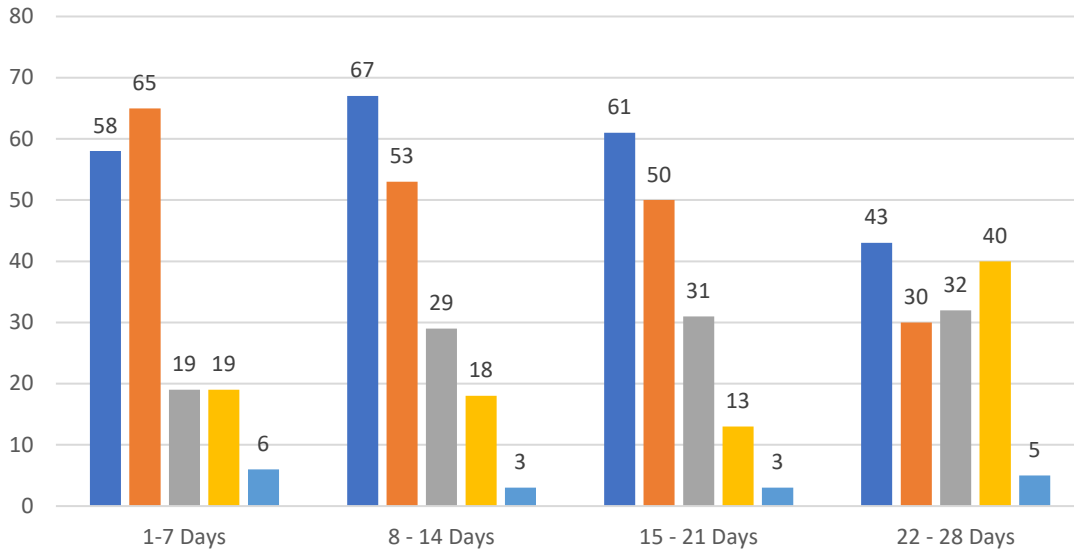


4 WEEK REAL ESTATE MARKET REPORT

SARASOTA COUNTY - CONDOMINIUM

Thursday, May 28, 2020

as of: 5/29/2020



	TOTALS	
	4 Weeks	AS OF APRIL 30, 2020
Active	229	1,633
Pending	198	459
Sold*	111	314
Canceled	90	
Temp Off Market	17	

Market Changes	5/28/2020	% 4 Weeks Active
New Listings	11	5%
Price Increase	2	1%
Prices Decrease	11	10%
Back on Market*	2	2%

*Total sales in March
*Back on Market can be from these sources - Pending, Temp Off Market, Cancelled and Expired Listing)

7 Day Sold Comparison

Closed in last 7 days	\$	#
Thursday, May 28, 2020	853,998	3
Wednesday, May 27, 2020	736,000	4
Tuesday, May 26, 2020	1,657,500	2
Monday, May 25, 2020	311,000	1
Sunday, May 24, 2020	-	0
Saturday, May 23, 2020	-	0
Friday, May 22, 2020	2,474,000	9
Total	6,032,498	19

Closed prior year	\$	#
Tuesday, May 28, 2019	2,179,750	9
Monday, May 27, 2019	330,000	1
Sunday, May 26, 2019	-	0
Saturday, May 25, 2019	-	0
Friday, May 24, 2019	10,590,648	19
Thursday, May 23, 2019	3,851,000	6
Wednesday, May 22, 2019	6,704,500	12
Total	23,655,898	47

7 Day Sold Analysis

% Changed	\$	#
Prior Year	-74%	-60%
8 - 14 Days	-40%	-34%



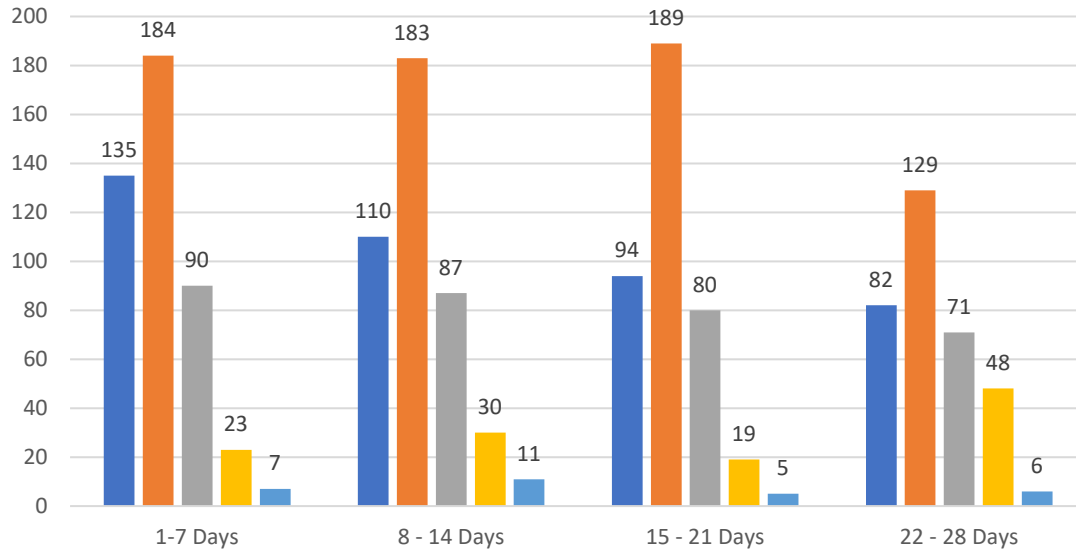


4 WEEK REAL ESTATE MARKET REPORT

MANATEE COUNTY - SINGLE FAMILY HOMES

Thursday, May 28, 2020

as of: 5/29/2020



7 Day Sold Comparison

Closed in last 7 days	\$	#
Thursday, May 28, 2020	3,300,395	11
Wednesday, May 27, 2020	4,891,780	18
Tuesday, May 26, 2020	8,866,572	25
Monday, May 25, 2020	1,513,007	3
Sunday, May 24, 2020	-	0
Saturday, May 23, 2020	768,282	1
Friday, May 22, 2020	16,524,465	32
TOTAL	35,864,501	90

Closed prior year	\$	#
Tuesday, May 28, 2019	11,469,555	27
Monday, May 27, 2019	1,408,215	4
Sunday, May 26, 2019	-	0
Saturday, May 25, 2019	769,990	1
Friday, May 24, 2019	17,524,763	47
Thursday, May 23, 2019	7,589,000	19
Wednesday, May 22, 2019	8,848,657	27
TOTAL	47,610,180	125

	TOTALS	
	4 Weeks	AS OF APRIL 30, 2020
Active	421	1,851
Pending	685	676
Sold*	328	499
Canceled	120	
Temp Off Market	29	

Market Changes	5/28/2020	% 4 Weeks Active
New Listings	20	5%
Price Increase	4	1%
Prices Decrease	26	8%
Back on Market*	7	6%

*Total sales in March
*Back on Market can be from these sources - Pending, Temp Off Market, Cancelled and Expired Listing)

7 Day Sold Analysis

% Changed	\$	#
Prior Year	-25%	-28%
8 - 14 Days	0%	3%



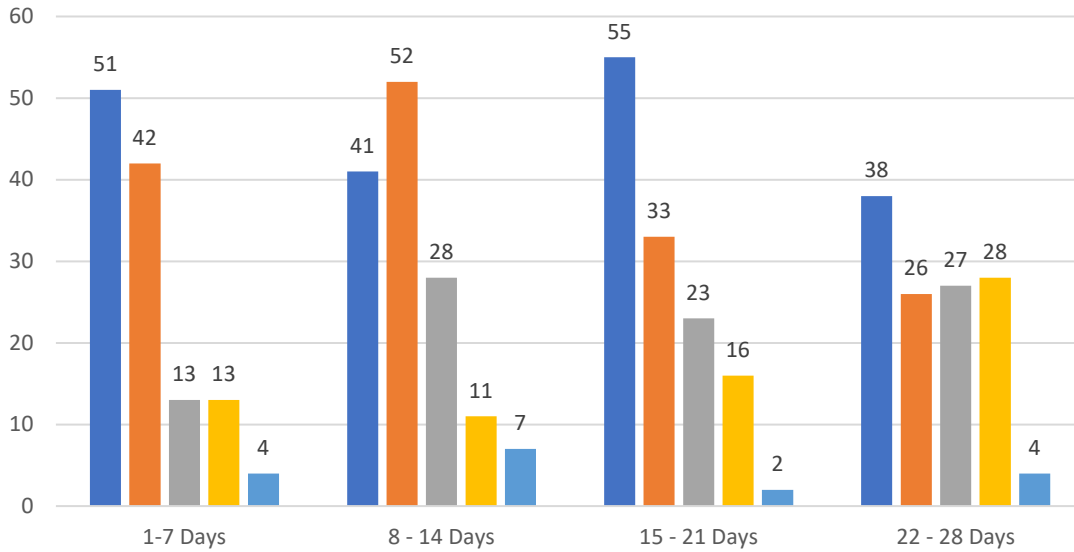


4 WEEK REAL ESTATE MARKET REPORT

MANATEE COUNTY - CONDOMINIUM

Thursday, May 28, 2020

as of: 5/29/2020



7 Day Sold Comparison

Closed in last 7 days	\$	#
Thursday, May 28, 2020	531,000	2
Wednesday, May 27, 2020	913,994	3
Tuesday, May 26, 2020	728,000	2
Monday, May 25, 2020	-	0
Sunday, May 24, 2020	-	0
Saturday, May 23, 2020	-	0
Friday, May 22, 2020	1,336,400	6
TOTAL	3,509,394	13

Closed prior year	\$	#
Tuesday, May 28, 2019	989,500	4
Monday, May 27, 2019	-	0
Sunday, May 26, 2019	-	0
Saturday, May 25, 2019	622,500	2
Friday, May 24, 2019	2,908,900	11
Thursday, May 23, 2019	2,046,200	8
Wednesday, May 22, 2019	997,900	6
TOTAL	7,565,000	31

	TOTALS	
	4 Weeks	AS OF APRIL 30, 2020
Active	185	1,001
Pending	153	219
Sold*	91	183
Canceled	68	
Temp Off Market	17	

Market Changes	5/28/2020	% 4 Weeks Active
New Listings	12	6%
Price Increase	1	1%
Prices Decrease	9	10%
Back on Market*	2	3%

*Total sales in March
*Back on Market can be from these sources - Pending, Temp Off Market, Cancelled and Expired Listing)

7 Day Sold Analysis

% Changed	\$	#
Prior Year	-54%	-58%
8 - 14 Days	-47%	-54%

