



4 WEEK REAL ESTATE MARKET REPORT

Monday, June 01, 2020

As of: Tuesday, June 02, 2020

- 1 Report Breakdown
- 2 Cumulative Tampa Bay Report - Single Family Home
- 3 Cumulative Tampa Bay Report - Condominium
- 4 Pinellas County - Single Family Home
- 5 Pinellas County - Condominium
- 6 Pasco County - Single Family Home
- 7 Pasco County - Condominium
- 8 Hillsborough County - Single Family Home
- 9 Hillsborough County - Condominium
- 10 Sarasota County - Single Family Home
- 11 Sarasota County - Condominium
- 12 Manatee County - Single Family Home
- 13 Manatee County - Condominium



4 WEEK REAL ESTATE MARKET REPORT

REPORT BREAKDOWN

Monday, June 01, 2020

as of: 6/2/2020

Day 1	Monday, June 01, 2020
Day 2	Sunday, May 31, 2020
Day 3	Saturday, May 30, 2020
Day 4	Friday, May 29, 2020
Day 5	Thursday, May 28, 2020
Day 6	Wednesday, May 27, 2020
Day 7	Tuesday, May 26, 2020
Day 8	Monday, May 25, 2020
Day 9	Sunday, May 24, 2020
Day 10	Saturday, May 23, 2020
Day 11	Friday, May 22, 2020
Day 12	Thursday, May 21, 2020
Day 13	Wednesday, May 20, 2020
Day 14	Tuesday, May 19, 2020
Day 15	Monday, May 18, 2020
Day 16	Sunday, May 17, 2020
Day 17	Saturday, May 16, 2020
Day 18	Friday, May 15, 2020
Day 19	Thursday, May 14, 2020
Day 20	Wednesday, May 13, 2020
Day 21	Tuesday, May 12, 2020
Day 22	Monday, May 11, 2020
Day 23	Sunday, May 10, 2020
Day 24	Saturday, May 09, 2020
Day 25	Friday, May 08, 2020
Day 26	Thursday, May 07, 2020
Day 27	Wednesday, May 06, 2020
Day 28	Tuesday, May 05, 2020

REPORT BREAKDOWN

GRAPH:

Active - Newly listed during the date range

Pending - Status changed to 'pending' during the date range

Sold - Closed during the date range

Canceled - Canceled during the date range

Temp off Market - Status changed to 'temp' off market' during the date range

The date ranges are not cumulative.

Day 1: Monday, June 01, 2020

Day 28: Tuesday, May 05, 2020

TOTALS:

4 Weeks: The summation of each date range (Day 1 - Day 28)

AS OF APRIL 30, 2020: The total at month end

NOTE: Sold = Total sold in the month

Market Changes

Day 1's New Listings, Price Increase, Price Decreases and Back on Market

7 Day Sold Comparison

Compares the sold amount and volume in the last 7 days against the same timeframe in the prior year and days 8 - days 14.

7 Day Sold Analysis

% Changed: The variance in amount and volume between day 1 - day 7 and;

Prior Year

Day 8 - Day 14

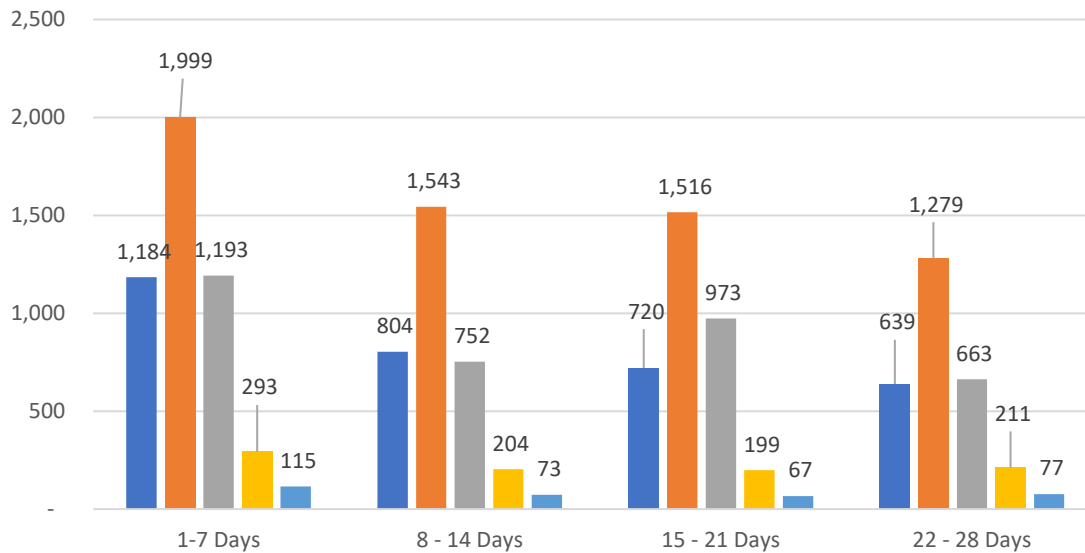


4 WEEK REAL ESTATE MARKET REPORT

TAMPA BAY - SINGLE FAMILY HOMES

Monday, June 01, 2020

as of: 6/2/2020



	TOTALS	AS OF APRIL 30, 2020
	4 Weeks	
Active	3,347	12,570
Pending	6,337	6,310
Sold*	3,581	4,398
Canceled	907	
Temp Off Market	332	

Market Changes	6/1/2020	% 4 Weeks Active
New Listings	231	7%
Price Increase	43	1%
Prices Decrease	183	5%
Back on Market*	80	9%

*Total sales in March
*Back on Market can be from these sources - Pending, Temp Off Market, Cancelled and Expired Listing)

7 Day Sold Comparison

Closed in last 7 days	\$	#
Monday, June 01, 2020	47,708,633	119
Sunday, May 31, 2020	-	0
Saturday, May 30, 2020	2,497,900	6
Friday, May 29, 2020	169,222,426	483
Thursday, May 28, 2020	74,795,781	228
Wednesday, May 27, 2020	51,828,637	168
Tuesday, May 26, 2020	63,934,213	189
TOTAL	409,987,590	1193

Closed prior year	\$	#
Saturday, June 01, 2019	8,277,940	30
Friday, May 31, 2019	255,840,979	750
Thursday, May 30, 2019	143,941,098	407
Wednesday, May 29, 2019	84,191,257	250
Tuesday, May 28, 2019	88,800,156	245
Monday, May 27, 2019	7,503,744	23
Sunday, May 26, 2019	1,983,100	7
TOTAL	590,538,274	1712

7 Day Sold Analysis

% Changed	\$	#
Prior Year	-31%	-30%
8 - 14 Days	61%	59%



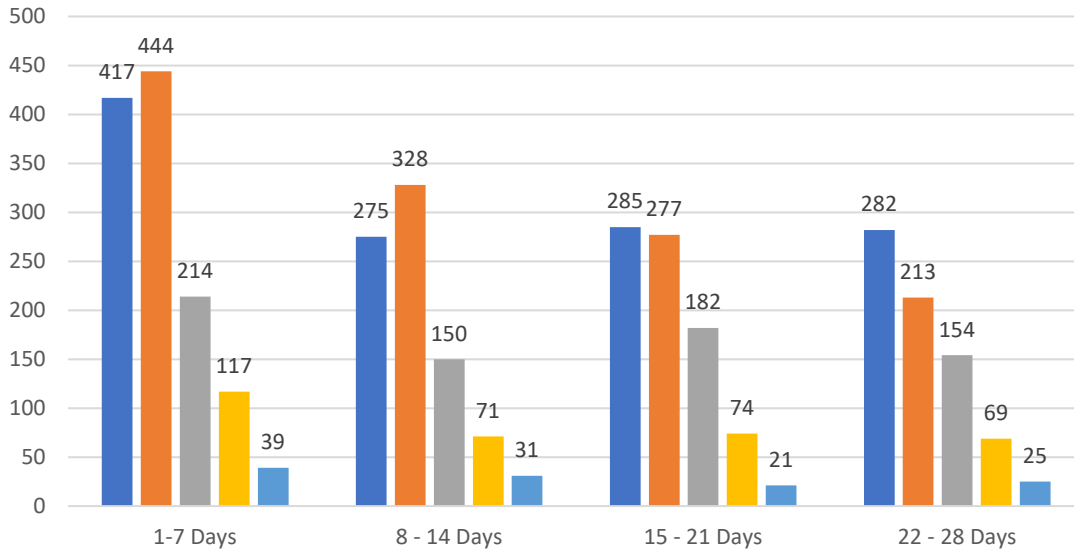


4 WEEK REAL ESTATE MARKET REPORT

TAMPA BAY - CONDOMINIUM

Monday, June 01, 2020

as of: 6/2/2020



	TOTALS	
	4 Weeks	AS OF APRIL 30, 2020
Active	1,259	6,615
Pending	1,262	2,352
Sold*	700	1,633
Canceled	331	
Temp Off Market	116	

Market Changes	6/1/2020	% 4 Weeks Active
New Listings	67	5%
Price Increase	7	1%
Prices Decrease	58	8%
Back on Market*	31	9%

*Total sales in March
*Back on Market can be from these sources - Pending, Temp Off Market, Cancelled and Expired Listing)

7 Day Sold Comparison

Closed in last 7 days	\$	#
Monday, June 01, 2020	10,821,070	27
Sunday, May 31, 2020	-	0
Saturday, May 30, 2020	-	0
Friday, May 29, 2020	31,116,764	82
Thursday, May 28, 2020	9,991,494	41
Wednesday, May 27, 2020	13,210,017	35
Tuesday, May 26, 2020	7,807,601	29
TOTAL	72,946,946	214

Closed prior year	\$	#
Saturday, June 01, 2019	268,000	2
Friday, May 31, 2019	49,294,362	172
Thursday, May 30, 2019	22,305,446	92
Wednesday, May 29, 2019	18,863,715	51
Tuesday, May 28, 2019	11,474,330	49
Monday, May 27, 2019	899,256	4
Sunday, May 26, 2019	97,500	1
TOTAL	103,202,609	371

7 Day Sold Analysis

% Changed	\$	#
Prior Year	-29%	-42%
8 - 14 Days	59%	26%



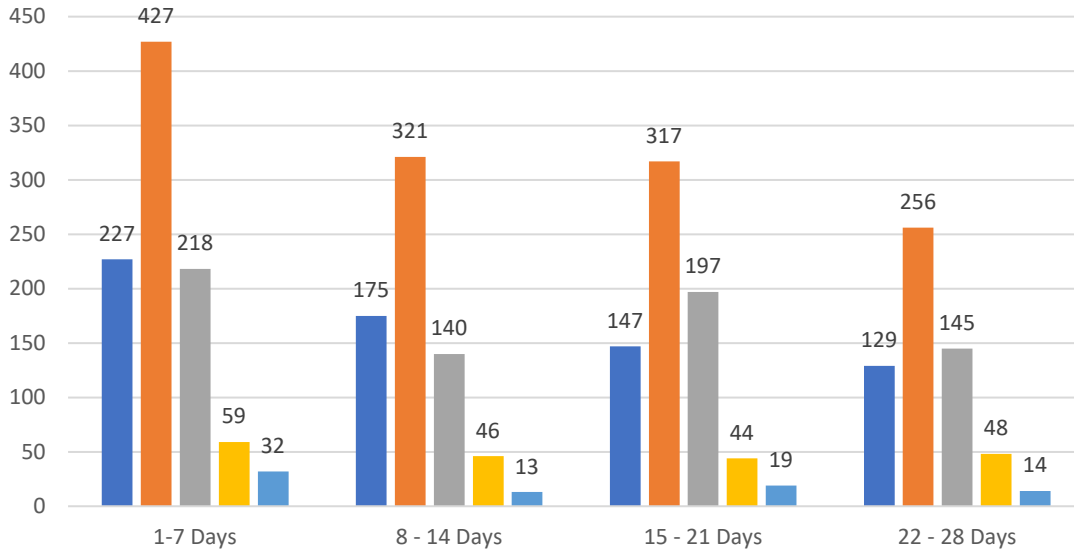


4 WEEK REAL ESTATE MARKET REPORT

PINELLAS COUNTY - SINGLE FAMILY HOMES

Monday, June 01, 2020

as of: 6/2/2020



	TOTALS	
	4 Weeks	AS OF APRIL 30, 2020
Active	678	2,486
Pending	1,321	1,103
Sold*	700	879
Canceled	197	
Temp Off Market	78	

Market Changes	6/1/2020	% 4 Weeks Active
New Listings	55	8%
Price Increase	2	0%
Prices Decrease	30	4%
Back on Market*	20	10%

*Total sales in March

*Back on Market can be from these sources - Pending, Temp Off Market, Cancelled and Expired Listing)

7 Day Sold Comparison


Closed in last 7 days	\$	#
Monday, June 01, 2020	8,763,800	28
Sunday, May 31, 2020	-	0
Saturday, May 30, 2020	591,000	2
Friday, May 29, 2020	36,493,401	93
Thursday, May 28, 2020	15,875,350	40
Wednesday, May 27, 2020	10,349,233	30
Tuesday, May 26, 2020	7,907,799	25
TOTAL	79,980,583	218

Closed prior year	\$	#
Saturday, June 01, 2019	829,500	5
Friday, May 31, 2019	51,890,578	136
Thursday, May 30, 2019	38,618,511	89
Wednesday, May 29, 2019	18,131,100	52
Tuesday, May 28, 2019	20,839,700	49
Monday, May 27, 2019	1,250,649	5
Sunday, May 26, 2019	1,140,600	3
TOTAL	132,700,638	339

7 Day Sold Analysis

% Changed	\$	#
Prior Year	-40%	-36%
8 - 14 Days	59%	56%



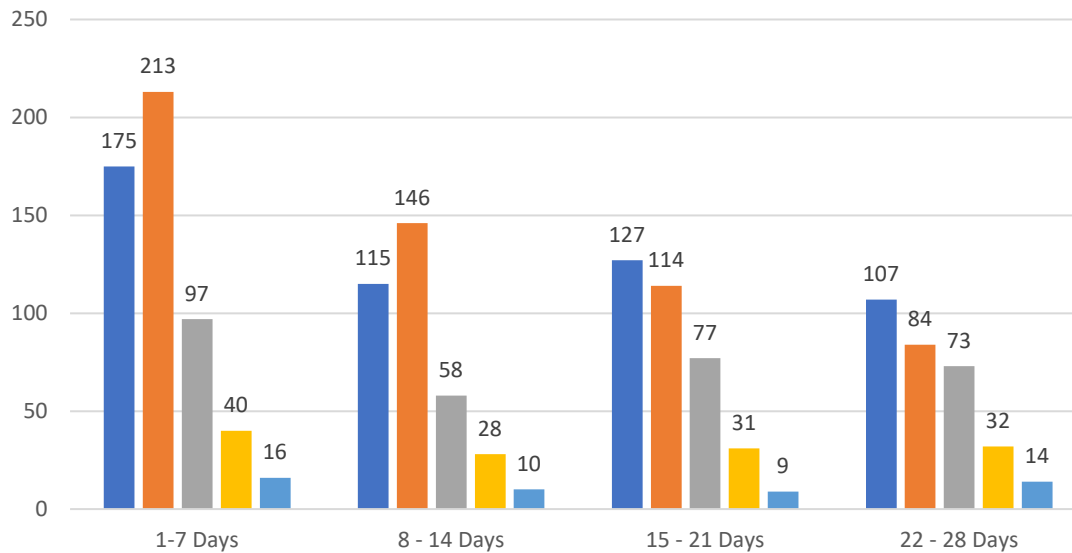


4 WEEK REAL ESTATE MARKET REPORT

PINELLAS COUNTY - CONDOMINIUM

Monday, June 01, 2020

as of: 6/2/2020



7 Day Sold Comparison

	TOTALS	
	4 Weeks	AS OF APRIL 30, 2020
Active	524	2,266
Pending	557	765
Sold*	305	553
Canceled	131	
Temp Off Market	49	

Market Changes	6/1/2020	% 4 Weeks Active
New Listings	30	6%
Price Increase	2	0%
Prices Decrease	30	10%
Back on Market*	18	14%

*Total sales in March
*Back on Market can be from these sources - Pending, Temp Off Market, Cancelled and Expired Listing)

Closed in last 7 days	\$	#
Monday, June 01, 2020	3,893,267	12
Sunday, May 31, 2020	-	0
Saturday, May 30, 2020	-	0
Friday, May 29, 2020	11,611,950	36
Thursday, May 28, 2020	4,233,800	17
Wednesday, May 27, 2020	4,464,950	15
Tuesday, May 26, 2020	3,316,101	17
Total	27,520,068	97

Closed prior year	\$	#
Saturday, June 01, 2019	180,000	1
Friday, May 31, 2019	24,695,968	79
Thursday, May 30, 2019	11,136,800	41
Wednesday, May 29, 2019	14,325,450	26
Tuesday, May 28, 2019	4,995,900	20
Monday, May 27, 2019	507,256	2
Sunday, May 26, 2019	97,500	1
Total	55,938,874	170

7 Day Sold Analysis

% Changed	\$	#
Prior Year	-51%	-43%
8 - 14 Days	78%	67%



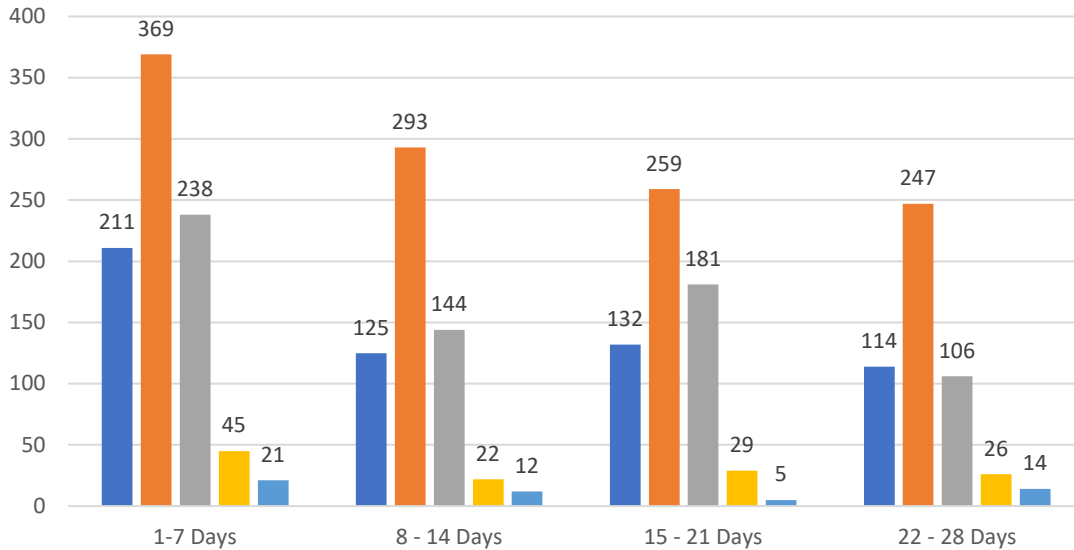


4 WEEK REAL ESTATE MARKET REPORT

PASCO COUNTY - SINGLE FAMILY HOMES

Monday, June 01, 2020

as of: 6/2/2020



	TOTALS	
	4 Weeks	AS OF APRIL 30, 2020
Active	582	1,953
Pending	1,168	1,182
Sold*	669	859
Canceled	122	
Temp Off Market	52	

Market Changes	6/1/2020	% 4 Weeks Active
New Listings	30	5%
Price Increase	7	1%
Prices Decrease	25	4%
Back on Market*	17	14%

*Total sales in March
*Back on Market can be from these sources - Pending, Temp Off Market, Cancelled and Expired Listing)

7 Day Sold Comparison

Closed in last 7 days	\$	#
Monday, June 01, 2020	5,088,800	17
Sunday, May 31, 2020	-	0
Saturday, May 30, 2020	255,900	1
Friday, May 29, 2020	24,230,262	94
Thursday, May 28, 2020	13,087,795	46
Wednesday, May 27, 2020	10,482,368	39
Tuesday, May 26, 2020	11,051,281	41
TOTAL	64,196,406	238

Closed prior year	\$	#
Saturday, June 01, 2019	2,311,010	7
Friday, May 31, 2019	31,467,116	132
Thursday, May 30, 2019	19,677,904	73
Wednesday, May 29, 2019	12,183,124	53
Tuesday, May 28, 2019	7,834,380	33
Monday, May 27, 2019	709,000	3
Sunday, May 26, 2019	156,000	1
TOTAL	74,338,534	302

7 Day Sold Analysis

% Changed	\$	#
Prior Year	-14%	-21%
8 - 14 Days	80%	65%



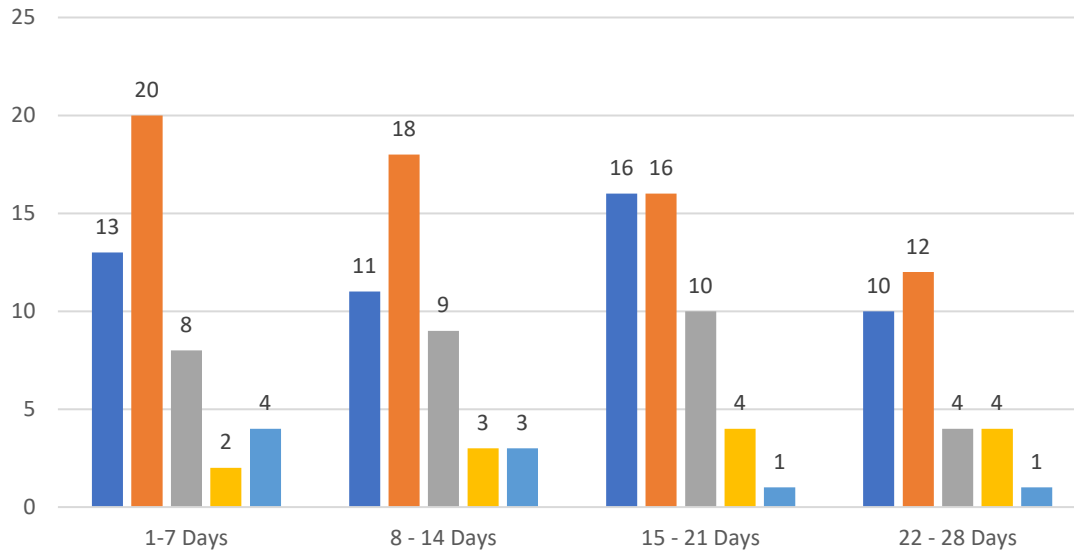


4 WEEK REAL ESTATE MARKET REPORT

PASCO COUNTY - CONDOMINIUM

Monday, June 01, 2020

as of: 6/2/2020



	TOTALS	
	4 Weeks	AS OF APRIL 30, 2020
Active	50	533
Pending	66	235
Sold*	31	163
Canceled	13	
Temp Off Market	9	

Market Changes	6/1/2020	% 4 Weeks Active
New Listings	2	4%
Price Increase	1	2%
Prices Decrease	1	3%
Back on Market*	1	8%

*Total sales in March
*Back on Market can be from these sources - Pending, Temp Off Market, Cancelled and Expired Listing)

7 Day Sold Comparison

Closed in last 7 days	\$	#
Monday, June 01, 2020	250,000	1
Sunday, May 31, 2020	-	0
Saturday, May 30, 2020	-	0
Friday, May 29, 2020	299,164	4
Thursday, May 28, 2020	161,000	2
Wednesday, May 27, 2020	-	0
Tuesday, May 26, 2020	125,000	1
Total	835,164	8

Closed prior year	\$	#
Saturday, June 01, 2019	-	0
Friday, May 31, 2019	621,000	6
Thursday, May 30, 2019	516,500	6
Wednesday, May 29, 2019	42,000	1
Tuesday, May 28, 2019	63,000	1
Monday, May 27, 2019	62,000	1
Sunday, May 26, 2019	-	0
Total	1,304,500	15

7 Day Sold Analysis

% Changed	\$	#
Prior Year	-36%	-47%
8 - 14 Days	28%	-11%



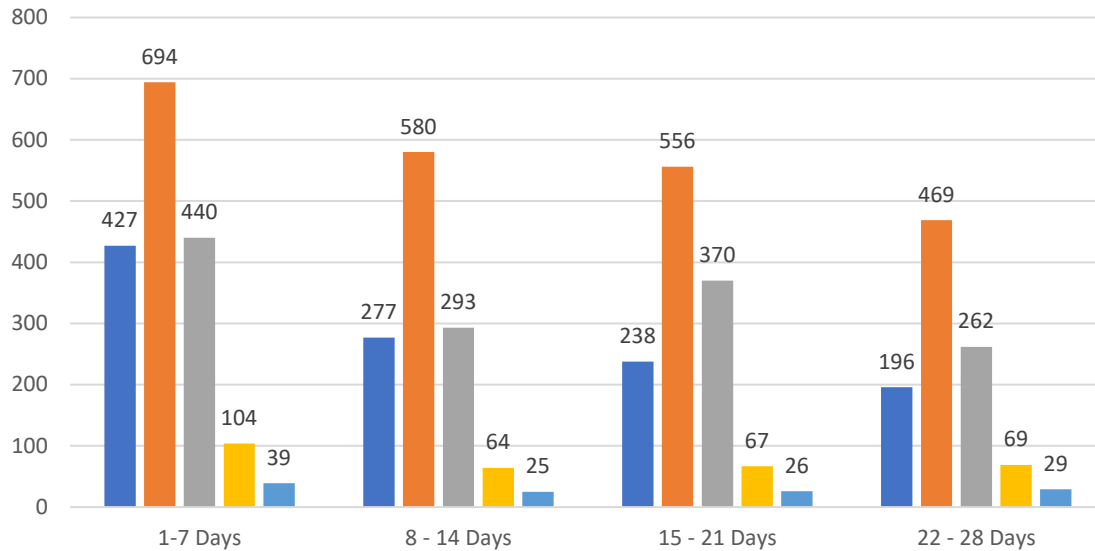


4 WEEK REAL ESTATE MARKET REPORT

HILLSBOROUGH COUNTY - SINGLE FAMILY HOMES

Monday, June 01, 2020

as of: 6/2/2020



7 Day Sold Comparison

Closed in last 7 days	\$	#
Monday, June 01, 2020	14,545,422	39
Sunday, May 31, 2020	-	0
Saturday, May 30, 2020	-	0
Friday, May 29, 2020	61,092,833	173
Thursday, May 28, 2020	27,716,084	88
Wednesday, May 27, 2020	17,606,916	60
Tuesday, May 26, 2020	29,785,495	80
TOTAL	150,746,750	440

Closed prior year	\$	#
Saturday, June 01, 2019	2,401,780	9
Friday, May 31, 2019	83,930,418	266
Thursday, May 30, 2019	46,306,657	146
Wednesday, May 29, 2019	28,833,486	93
Tuesday, May 28, 2019	29,375,035	95
Monday, May 27, 2019	3,506,880	10
Sunday, May 26, 2019	686,500	3
TOTAL	195,040,756	622

	TOTALS	AS OF APRIL 30, 2020
	4 Weeks	
Active	1,138	3,748
Pending	2,299	2,491
Sold*	1,365	1,529
Canceled	304	
Temp Off Market	119	

Market Changes	6/1/2020	% 4 Weeks Active
New Listings	80	7%
Price Increase	19	1%
Prices Decrease	68	5%
Back on Market*	26	9%

*Total sales in March
*Back on Market can be from these sources - Pending, Temp Off Market, Cancelled and Expired Listing)

7 Day Sold Analysis

% Changed	\$	#
Prior Year	-23%	-29%
8 - 14 Days	56%	50%



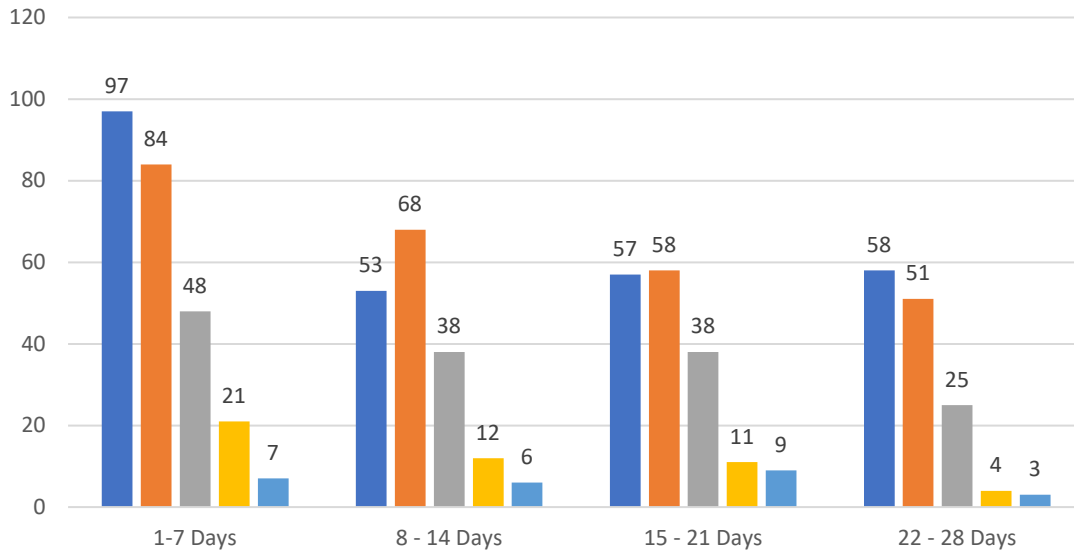


4 WEEK REAL ESTATE MARKET REPORT

HILLSBOROUGH COUNTY - CONDOMINIUM

Monday, June 01, 2020

as of: 6/2/2020



	TOTALS	
	4 Weeks	AS OF APRIL 30, 2020
Active	265	1,182
Pending	261	674
Sold*	149	420
Canceled	48	
Temp Off Market	25	

Market Changes	6/1/2020	% 4 Weeks Active
New Listings	10	4%
Price Increase	0	0%
Prices Decrease	10	7%
Back on Market*	2	4%

*Total sales in March
*Back on Market can be from these sources - Pending, Temp Off Market, Cancelled and Expired Listing)

7 Day Sold Comparison

Closed in last 7 days	\$	#
Monday, June 01, 2020	3,897,803	7
Sunday, May 31, 2020	-	0
Saturday, May 30, 2020	-	0
Friday, May 29, 2020	9,804,350	19
Thursday, May 28, 2020	2,848,696	8
Wednesday, May 27, 2020	6,448,573	10
Tuesday, May 26, 2020	1,006,000	4
Total	24,005,422	48

Closed prior year	\$	#
Saturday, June 01, 2019	88,000	1
Friday, May 31, 2019	4,309,500	25
Thursday, May 30, 2019	3,761,000	17
Wednesday, May 29, 2019	1,389,900	10
Tuesday, May 28, 2019	3,246,180	15
Monday, May 27, 2019	-	0
Sunday, May 26, 2019	-	0
Total	12,794,580	68

7 Day Sold Analysis

% Changed	\$	#
Prior Year	88%	-29%
8 - 14 Days	57%	-17%



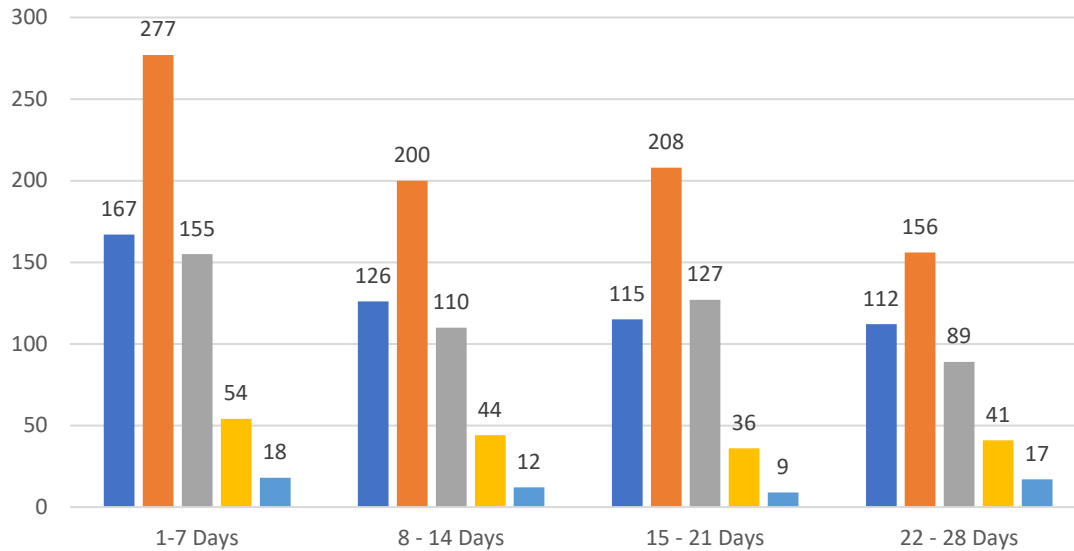


4 WEEK REAL ESTATE MARKET REPORT

SARASOTA COUNTY - SINGLE FAMILY HOMES

Monday, June 01, 2020

as of: 6/2/2020



	TOTALS	
	4 Weeks	AS OF APRIL 30, 2020
Active	520	2,532
Pending	841	858
Sold*	481	632
Canceled	175	
Temp Off Market	56	

Market Changes	6/1/2020	% 4 Weeks Active
New Listings	29	6%
Price Increase	12	1%
Prices Decrease	38	8%
Back on Market*	9	5%

*Total sales in March

*Back on Market can be from these sources - Pending, Temp Off Market, Cancelled and Expired Listing)

7 Day Sold Comparison

Closed in last 7 days	\$	#
Monday, June 01, 2020	10,153,000	19
Sunday, May 31, 2020	-	0
Saturday, May 30, 2020	1,202,000	2
Friday, May 29, 2020	27,929,955	69
Thursday, May 28, 2020	10,033,322	29
Wednesday, May 27, 2020	7,908,440	19
Tuesday, May 26, 2020	5,827,066	17
TOTAL	63,053,783	155

Closed prior year	\$	#
Saturday, June 01, 2019	1,157,650	4
Friday, May 31, 2019	46,316,314	111
Thursday, May 30, 2019	20,434,689	53
Wednesday, May 29, 2019	10,744,094	24
Tuesday, May 28, 2019	19,281,486	41
Monday, May 27, 2019	629,000	1
Sunday, May 26, 2019	-	0
TOTAL	98,563,233	234

7 Day Sold Analysis

% Changed	\$	#
Prior Year	-36%	-34%
8 - 14 Days	51%	41%



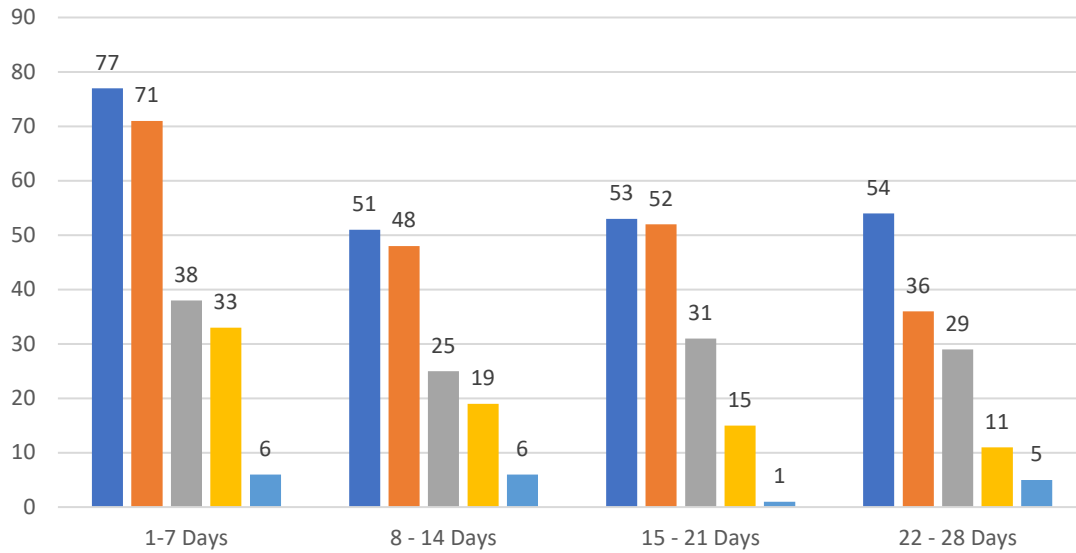


4 WEEK REAL ESTATE MARKET REPORT

SARASOTA COUNTY - CONDOMINIUM

Monday, June 01, 2020

as of: 6/2/2020



	TOTALS	
	4 Weeks	AS OF APRIL 30, 2020
Active	235	1,633
Pending	207	459
Sold*	123	314
Canceled	78	
Temp Off Market	18	

Market Changes	6/1/2020	% 4 Weeks Active
New Listings	16	7%
Price Increase	4	2%
Prices Decrease	11	9%
Back on Market*	7	9%

*Total sales in March
*Back on Market can be from these sources - Pending, Temp Off Market, Cancelled and Expired Listing)

7 Day Sold Comparison

Closed in last 7 days	\$	#
Monday, June 01, 2020	2,268,000	5
Sunday, May 31, 2020	-	0
Saturday, May 30, 2020	-	0
Friday, May 29, 2020	6,877,000	14
Thursday, May 28, 2020	1,593,998	8
Wednesday, May 27, 2020	1,382,500	7
Tuesday, May 26, 2020	2,082,500	4
Total	14,203,998	38

Closed prior year	\$	#
Saturday, June 01, 2019	-	0
Friday, May 31, 2019	11,350,996	28
Thursday, May 30, 2019	5,373,500	20
Wednesday, May 29, 2019	1,452,865	6
Tuesday, May 28, 2019	2,179,750	9
Monday, May 27, 2019	330,000	1
Sunday, May 26, 2019	-	0
Total	20,687,111	64

7 Day Sold Analysis

% Changed	\$	#
Prior Year	-31%	-41%
8 - 14 Days	45%	52%



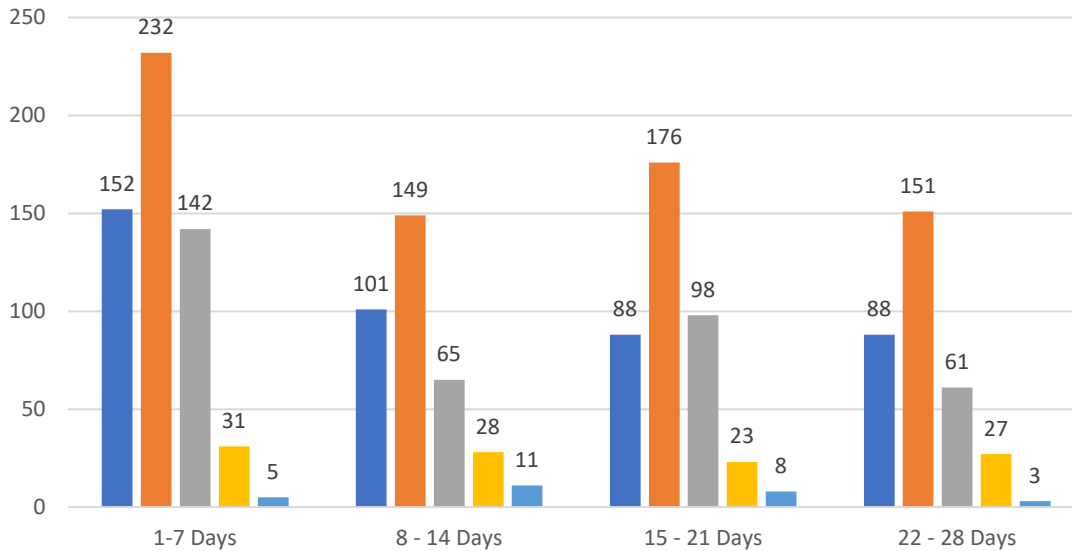


4 WEEK REAL ESTATE MARKET REPORT

MANATEE COUNTY - SINGLE FAMILY HOMES

Monday, June 01, 2020

as of: 6/2/2020



7 Day Sold Comparison

Closed in last 7 days	\$	#
Monday, June 01, 2020	9,157,611	16
Sunday, May 31, 2020	-	0
Saturday, May 30, 2020	449,000	1
Friday, May 29, 2020	19,475,975	54
Thursday, May 28, 2020	8,083,230	25
Wednesday, May 27, 2020	5,481,680	20
Tuesday, May 26, 2020	9,362,572	26
TOTAL	52,010,068	142

Closed prior year	\$	#
Saturday, June 01, 2019	1,578,000	5
Friday, May 31, 2019	42,236,553	105
Thursday, May 30, 2019	18,903,337	46
Wednesday, May 29, 2019	14,299,453	28
Tuesday, May 28, 2019	11,469,555	27
Monday, May 27, 2019	1,408,215	4
Sunday, May 26, 2019	-	0
TOTAL	89,895,113	215

	TOTALS	
	4 Weeks	AS OF APRIL 30, 2020
Active	429	1,851
Pending	708	676
Sold*	366	499
Canceled	109	
Temp Off Market	27	

Market Changes	6/1/2020	% 4 Weeks Active
New Listings	37	9%
Price Increase	3	0%
Prices Decrease	22	6%
Back on Market*	8	7%

*Total sales in March
*Back on Market can be from these sources - Pending, Temp Off Market, Cancelled and Expired Listing)

7 Day Sold Analysis

% Changed	\$	#
Prior Year	-42%	-34%
8 - 14 Days	71%	118%



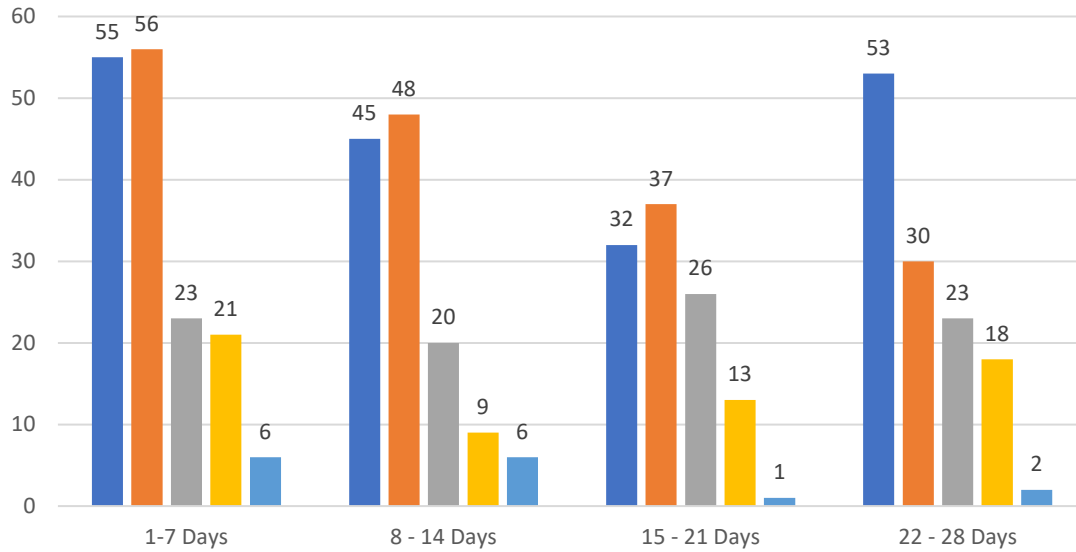


4 WEEK REAL ESTATE MARKET REPORT

MANATEE COUNTY - CONDOMINIUM

Monday, June 01, 2020

as of: 6/2/2020



7 Day Sold Comparison

Closed in last 7 days	\$	#
Monday, June 01, 2020	512,000	2
Sunday, May 31, 2020	-	0
Saturday, May 30, 2020	-	0
Friday, May 29, 2020	2,524,300	9
Thursday, May 28, 2020	1,154,000	6
Wednesday, May 27, 2020	913,994	3
Tuesday, May 26, 2020	1,278,000	3
TOTAL	6,382,294	23

Closed prior year	\$	#
Saturday, June 01, 2019	-	0
Friday, May 31, 2019	8,316,898	34
Thursday, May 30, 2019	1,517,646	8
Wednesday, May 29, 2019	1,653,500	8
Tuesday, May 28, 2019	989,500	4
Monday, May 27, 2019	-	0
Sunday, May 26, 2019	-	0
TOTAL	12,477,544	54

	TOTALS	
	4 Weeks	AS OF APRIL 30, 2020
Active	185	1,001
Pending	171	219
Sold*	92	183
Canceled	61	
Temp Off Market	15	

Market Changes	6/1/2020	% 4 Weeks Active
New Listings	9	5%
Price Increase	0	0%
Prices Decrease	6	7%
Back on Market*	3	5%

*Back on Market can be from these sources - Pending, Temp Off Market, Cancelled and Expired Listing)

7 Day Sold Analysis

% Changed	\$	#
Prior Year	-49%	-57%
8 - 14 Days	31%	15%

