



# **4 WEEK REAL ESTATE MARKET REPORT**

**Wednesday, November 11, 2020**

*As of: Thursday, November 12, 2020*

- 1 Report Breakdown**
- 2 Cumulative Tampa Bay Report - Single Family Home**
- 3 Cumulative Tampa Bay Report - Condominium**
- 4 Pinellas County - Single Family Home**
- 5 Pinellas County - Condominium**
- 6 Pasco County - Single Family Home**
- 7 Pasco County - Condominium**
- 8 Hillsborough County - Single Family Home**
- 9 Hillsborough County - Condominium**
- 10 Sarasota County - Single Family Home**
- 11 Sarasota County - Condominium**
- 12 Manatee County - Single Family Home**
- 13 Manatee County - Condominium**



# 4 WEEK REAL ESTATE MARKET REPORT

## REPORT BREAKDOWN

Wednesday, November 11, 2020

as of: 11/12/2020

<b>Day 1</b>	Wednesday, November 11, 2020
<b>Day 2</b>	Tuesday, November 10, 2020
<b>Day 3</b>	Monday, November 09, 2020
<b>Day 4</b>	Sunday, November 08, 2020
<b>Day 5</b>	Saturday, November 07, 2020
<b>Day 6</b>	Friday, November 06, 2020
<b>Day 7</b>	Thursday, November 05, 2020
<b>Day 8</b>	Wednesday, November 04, 2020
<b>Day 9</b>	Tuesday, November 03, 2020
<b>Day 10</b>	Monday, November 02, 2020
<b>Day 11</b>	Sunday, November 01, 2020
<b>Day 12</b>	Saturday, October 31, 2020
<b>Day 13</b>	Friday, October 30, 2020
<b>Day 14</b>	Thursday, October 29, 2020
<b>Day 15</b>	Wednesday, October 28, 2020
<b>Day 16</b>	Tuesday, October 27, 2020
<b>Day 17</b>	Monday, October 26, 2020
<b>Day 18</b>	Sunday, October 25, 2020
<b>Day 19</b>	Saturday, October 24, 2020
<b>Day 20</b>	Friday, October 23, 2020
<b>Day 21</b>	Thursday, October 22, 2020
<b>Day 22</b>	Wednesday, October 21, 2020
<b>Day 23</b>	Tuesday, October 20, 2020
<b>Day 24</b>	Monday, October 19, 2020
<b>Day 25</b>	Sunday, October 18, 2020
<b>Day 26</b>	Saturday, October 17, 2020
<b>Day 27</b>	Friday, October 16, 2020
<b>Day 28</b>	Thursday, October 15, 2020

### REPORT BREAKDOWN

#### GRAPH:

Active - Newly listed during the date range

Pending - Status changed to 'pending' during the date range

Sold - Closed during the date range

Canceled - Canceled during the date range

Temp off Market - Status changed to 'temp' off market' during the date range

The date ranges are not cumulative.

Day 1: Wednesday, November 11, 2020

Day 28: Thursday, October 15, 2020

#### TOTALS:

4 Weeks: The summation of each date range (Day 1 - Day 28)

AS OF SEPTEMBER 30, 2020: The total at month end

**NOTE: Sold = Total sold in the month**

#### Market Changes

Day 1's New Listings, Price Increase, Price Decreases and Back on Market

#### 7 Day Sold Comparison

Compares the sold amount and volume in the last 7 days against the same timeframe in the prior year and days 8 - days 14.

#### 7 Day Sold Analysis

% Changed: The variance in amount and volume between day 1 - day 7 and;

Prior Year

Day 8 - Day 14

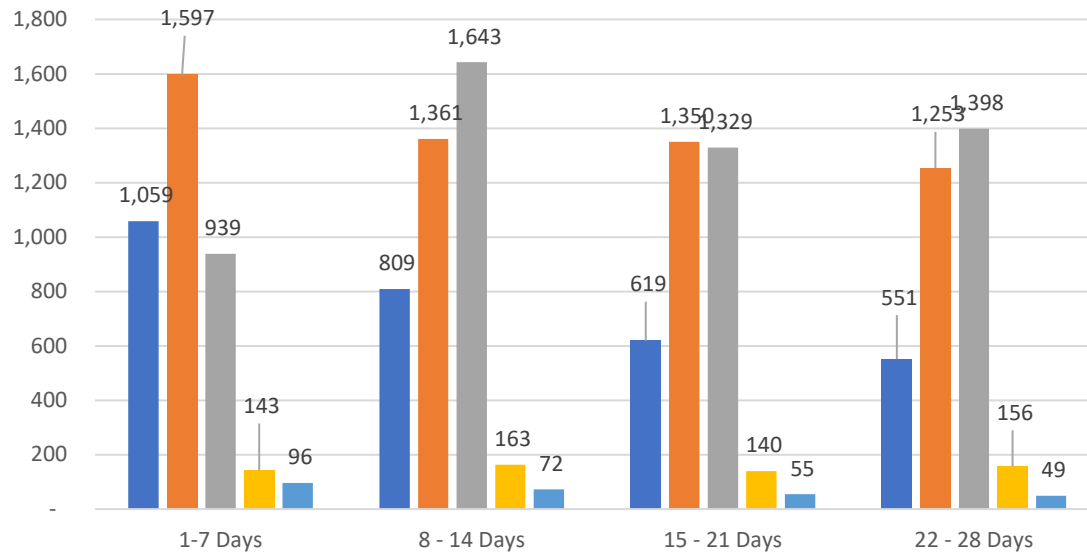


# 4 WEEK REAL ESTATE MARKET REPORT

## TAMPA BAY - SINGLE FAMILY HOMES

Wednesday, November 11, 2020

as of: 11/12/2020



### 7 Day Sold Comparison

Closed in last 7 days	\$	#
Wednesday, November 11, 2020	5,928,928	12
Tuesday, November 10, 2020	70,573,400	159
Monday, November 09, 2020	84,084,084	192
Sunday, November 08, 2020	331,165	1
Saturday, November 07, 2020	5,018,109	14
Friday, November 06, 2020	149,634,096	381
Thursday, November 05, 2020	65,128,467	180
<b>TOTAL</b>	<b>380,698,249</b>	<b>939</b>

Closed prior year	\$	#
Monday, November 11, 2019	12,587,619	44
Sunday, November 10, 2019	634,012	3
Saturday, November 09, 2019	4,241,911	15
Friday, November 08, 2019	109,972,367	317
Thursday, November 07, 2019	55,353,460	159
Wednesday, November 06, 2019	41,627,896	114
Tuesday, November 05, 2019	49,883,698	152
<b>TOTAL</b>	<b>274,300,963</b>	<b>804</b>

	TOTALS	
	4 Weeks	AS OF SEPTEMBER 30, 2020
Active	3,038	7,049
Pending	5,561	9,788
Sold*	5,309	5,627
Canceled	602	
Temp Off Market	272	

Market Changes	11/11/2020	% 4 Weeks Active
New Listings	168	6%
Price Increase	16	0%
Prices Decrease	87	2%
Back on Market*	47	8%

\*Total sales in March  
\*Back on Market can be from these sources - Pending, Temp Off Market, Cancelled and Expired Listing)

### 7 Day Sold Analysis

% Changed	\$	#
Prior Year	39%	17%
8 - 14 Days	-45%	-43%



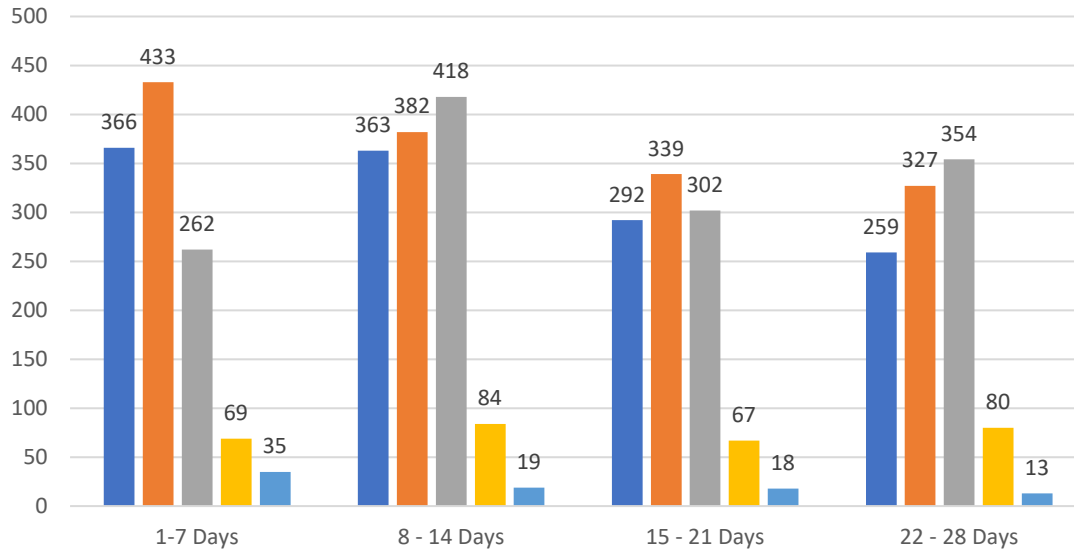


# 4 WEEK REAL ESTATE MARKET REPORT

## TAMPA BAY - CONDOMINIUM

Wednesday, November 11, 2020

as of: 11/12/2020



		TOTALS	
		4 Weeks	AS OF SEPTEMBER 30, 2020
Active		1,280	4,094
Pending		1,481	3,342
Sold*		1,336	1,932
Canceled		300	
Temp Off Market		85	

Market Changes		11/11/2020	% 4 Weeks Active
New Listings		51	4%
Price Increase		3	0%
Prices Decrease		31	2%
Back on Market*		15	5%

\*Total sales in March

\*Back on Market can be from these sources - Pending, Temp Off Market, Cancelled and Expired Listing)

### 7 Day Sold Comparison

Closed in last 7 days	\$	#
Wednesday, November 11, 2020	842,000	5
Tuesday, November 10, 2020	9,884,935	43
Monday, November 09, 2020	13,616,500	46
Sunday, November 08, 2020	-	0
Saturday, November 07, 2020	734,000	3
Friday, November 06, 2020	32,066,350	110
Thursday, November 05, 2020	15,562,450	55
	<b>72,706,235</b>	<b>262</b>

Closed prior year	\$	#
Monday, November 11, 2019	3,820,100	16
Sunday, November 10, 2019	270,000	1
Saturday, November 09, 2019	428,415	3
Friday, November 08, 2019	15,255,605	75
Thursday, November 07, 2019	7,158,910	33
Wednesday, November 06, 2019	6,415,140	18
Tuesday, November 05, 2019	9,949,889	40
	<b>43,298,059</b>	<b>186</b>

### 7 Day Sold Analysis

% Changed	\$	#
Prior Year	68%	41%
8 - 14 Days	-49%	-50%



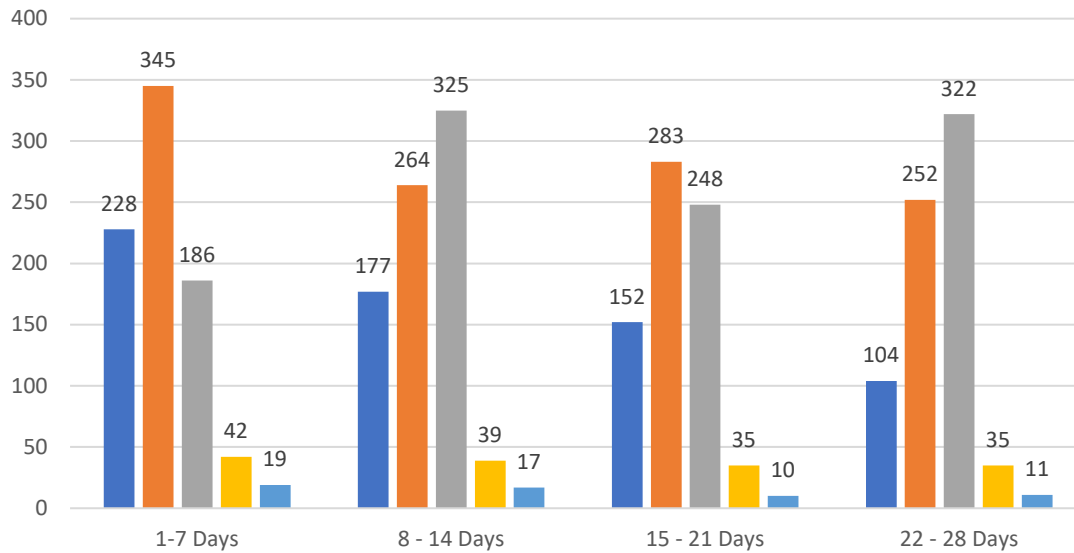


# 4 WEEK REAL ESTATE MARKET REPORT

## PINELLAS COUNTY - SINGLE FAMILY HOMES

Wednesday, November 11, 2020

as of: 11/12/2020



	TOTALS	
	4 Weeks	AS OF SEPTEMBER 30, 2020
Active	661	1,344
Pending	1,144	1,827
Sold*	1,081	1,295
Canceled	151	
Temp Off Market	57	

Market Changes	11/11/2020	% 4 Weeks Active
New Listings	28	4%
Price Increase	2	0%
Prices Decrease	24	2%
Back on Market*	11	7%

\*Total sales in March  
\*Back on Market can be from these sources - Pending, Temp Off Market, Cancelled and Expired Listing)

### 7 Day Sold Comparison

Closed in last 7 days	\$	#
Wednesday, November 11, 2020	342,000	2
Tuesday, November 10, 2020	13,526,400	29
Monday, November 09, 2020	17,413,800	39
Sunday, November 08, 2020	-	0
Saturday, November 07, 2020	456,500	2
Friday, November 06, 2020	32,572,465	79
Thursday, November 05, 2020	14,094,326	35
<b>Total</b>	<b>78,405,491</b>	<b>186</b>

Closed prior year	\$	#
Monday, November 11, 2019	2,681,700	9
Sunday, November 10, 2019	-	0
Saturday, November 09, 2019	145,000	1
Friday, November 08, 2019	22,622,284	72
Thursday, November 07, 2019	13,683,120	35
Wednesday, November 06, 2019	7,329,949	25
Tuesday, November 05, 2019	9,265,899	29
<b>Total</b>	<b>55,727,952</b>	<b>171</b>

### 7 Day Sold Analysis

% Changed	\$	#
Prior Year	41%	9%
8 - 14 Days	-51%	-43%



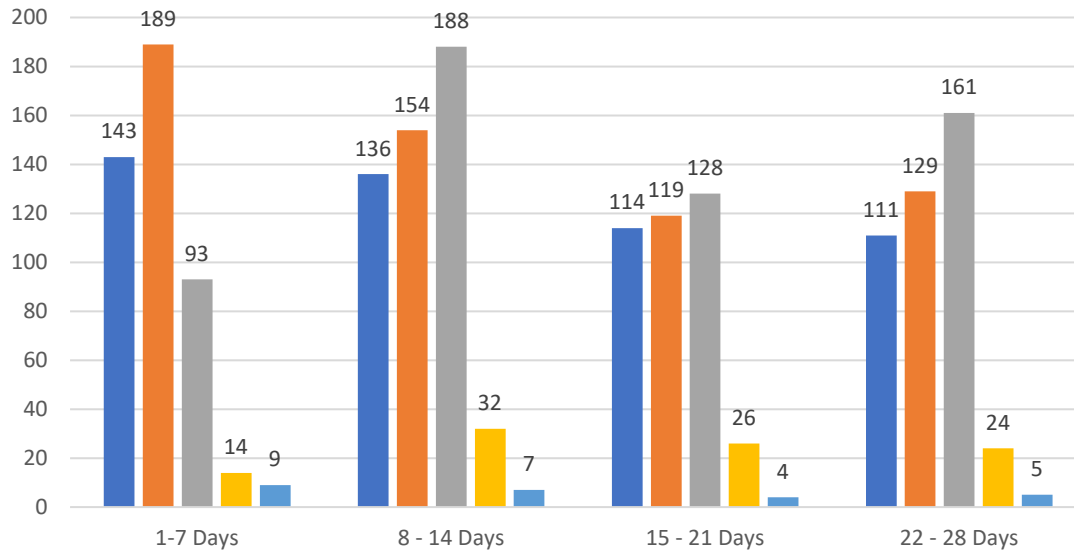


# 4 WEEK REAL ESTATE MARKET REPORT

## PINELLAS COUNTY - CONDOMINIUM

Wednesday, November 11, 2020

as of: 11/12/2020



	TOTALS	
	4 Weeks	AS OF SEPTEMBER 30, 2020
Active	504	1,514
Pending	591	1,200
Sold*	570	777
Canceled	96	
Temp Off Market	25	

Market Changes	11/11/2020	% 4 Weeks Active
New Listings	17	3%
Price Increase	3	1%
Prices Decrease	15	3%
Back on Market*	5	5%

\*Total sales in March  
\*Back on Market can be from these sources - Pending, Temp Off Market, Cancelled and Expired Listing)

### 7 Day Sold Comparison

Closed in last 7 days	\$	#
Wednesday, November 11, 2020	133,000	1
Tuesday, November 10, 2020	1,855,400	12
Monday, November 09, 2020	4,740,700	17
Sunday, November 08, 2020	-	0
Saturday, November 07, 2020	294,000	2
Friday, November 06, 2020	12,195,550	41
Thursday, November 05, 2020	5,981,800	20
<b>TOTAL</b>	<b>25,200,450</b>	<b>93</b>

Closed prior year	\$	#
Monday, November 11, 2019	2,119,000	5
Sunday, November 10, 2019	-	0
Saturday, November 09, 2019	428,415	3
Friday, November 08, 2019	5,942,355	31
Thursday, November 07, 2019	1,928,400	13
Wednesday, November 06, 2019	3,754,140	13
Tuesday, November 05, 2019	4,926,900	22
<b>TOTAL</b>	<b>19,099,210</b>	<b>87</b>

### 7 Day Sold Analysis

% Changed	\$	#
Prior Year	32%	7%
8 - 14 Days	-60%	-51%



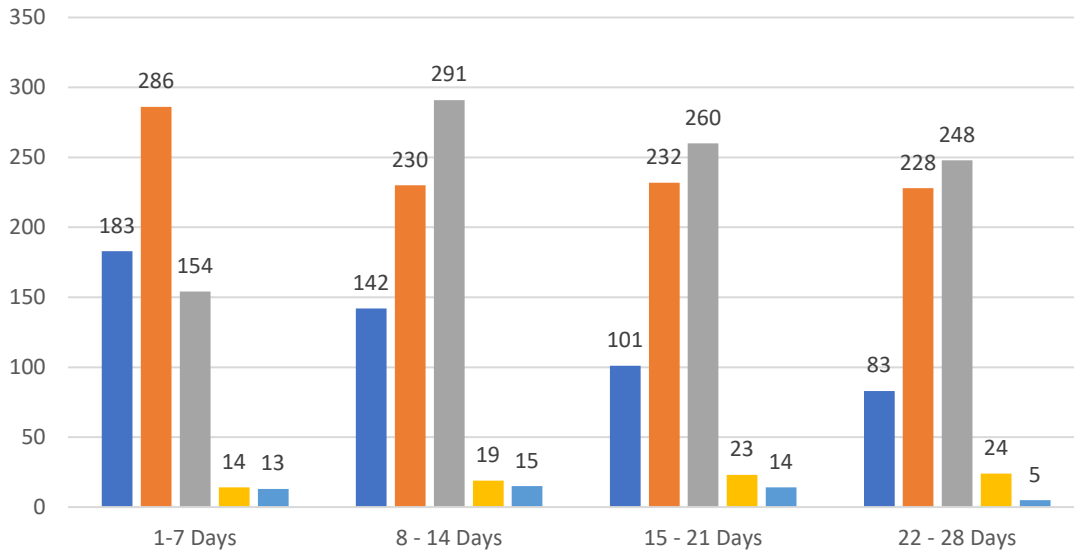


# 4 WEEK REAL ESTATE MARKET REPORT

## PASCO COUNTY - SINGLE FAMILY HOMES

Wednesday, November 11, 2020

as of: 11/12/2020



		TOTALS	
		4 Weeks	AS OF SEPTEMBER 30, 2020
Active		509	1,001
Pending		976	1,710
Sold*		953	1,125
Canceled		80	
Temp Off Market		47	

Market Changes		11/11/2020	% 4 Weeks Active
New Listings		29	6%
Price Increase		0	0%
Prices Decrease		10	1%
Back on Market*		12	15%

\*Total sales in March  
\*Back on Market can be from these sources - Pending, Temp Off Market, Cancelled and Expired Listing)

### 7 Day Sold Comparison

Closed in last 7 days	\$	#
Wednesday, November 11, 2020	-	0
Tuesday, November 10, 2020	7,678,420	28
Monday, November 09, 2020	10,944,185	40
Sunday, November 08, 2020	-	0
Saturday, November 07, 2020	-	0
Friday, November 06, 2020	16,502,179	57
Thursday, November 05, 2020	9,219,492	29
<b>Total</b>	<b>44,344,276</b>	<b>154</b>

Closed prior year	\$	#
Monday, November 11, 2019	2,731,694	13
Sunday, November 10, 2019	-	0
Saturday, November 09, 2019	1,486,000	6
Friday, November 08, 2019	15,542,275	65
Thursday, November 07, 2019	7,669,143	31
Wednesday, November 06, 2019	5,359,940	19
Tuesday, November 05, 2019	3,939,198	19
<b>Total</b>	<b>36,728,250</b>	<b>153</b>

### 7 Day Sold Analysis

% Changed	\$	#
Prior Year	21%	1%
8 - 14 Days	-45%	-47%



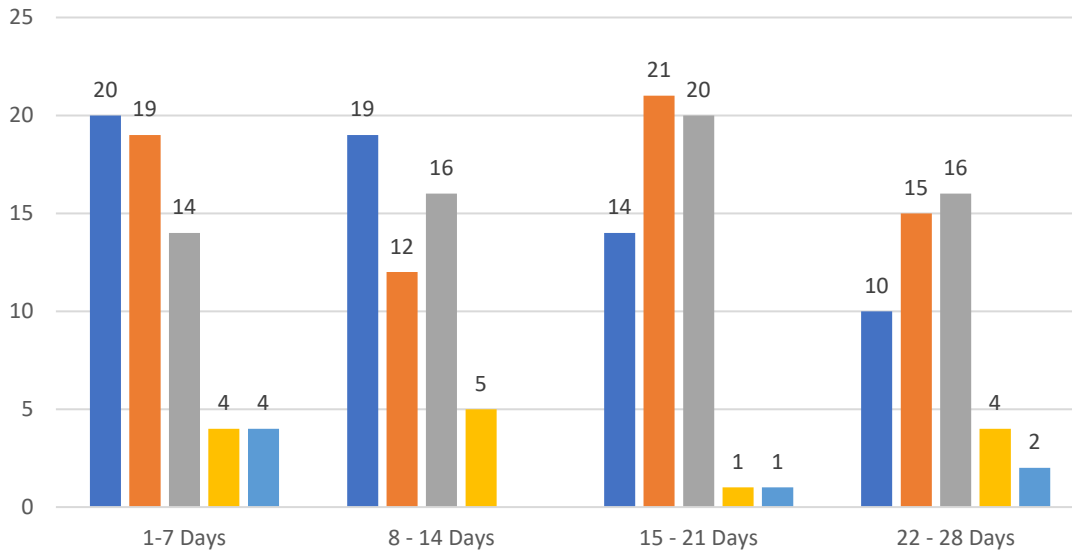


# 4 WEEK REAL ESTATE MARKET REPORT

## PASCO COUNTY - CONDOMINIUM

Wednesday, November 11, 2020

as of: 11/12/2020



	TOTALS	
	4 Weeks	AS OF SEPTEMBER 30, 2020
Active	63	225
Pending	67	256
Sold*	66	167
Canceled	14	
Temp Off Market	7	

Market Changes	11/11/2020	% 4 Weeks Active
New Listings	2	3%
Price Increase	0	0%
Prices Decrease	1	2%
Back on Market*	0	0%

\*Total sales in March  
\*Back on Market can be from these sources - Pending, Temp Off Market, Cancelled and Expired Listing)

### 7 Day Sold Comparison

Closed in last 7 days	\$	#
Wednesday, November 11, 2020	-	0
Tuesday, November 10, 2020	-	0
Monday, November 09, 2020	445,000	3
Sunday, November 08, 2020	-	0
Saturday, November 07, 2020	-	0
Friday, November 06, 2020	739,500	7
Thursday, November 05, 2020	400,250	4
<b>Total</b>	<b>1,584,750</b>	<b>14</b>

Closed prior year	\$	#
Monday, November 11, 2019	273,250	3
Sunday, November 10, 2019	-	0
Saturday, November 09, 2019	-	0
Friday, November 08, 2019	1,012,000	10
Thursday, November 07, 2019	314,900	3
Wednesday, November 06, 2019	125,000	1
Tuesday, November 05, 2019	-	0
<b>Total</b>	<b>1,725,150</b>	<b>17</b>

### 7 Day Sold Analysis

% Changed	\$	#
Prior Year	-8%	-18%
8 - 14 Days	-3%	-13%





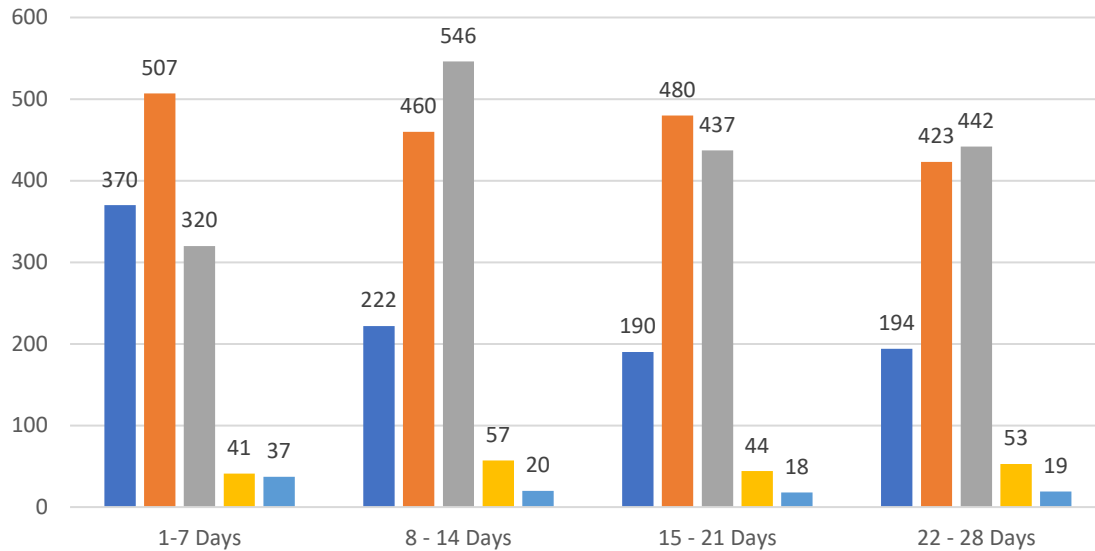


# 4 WEEK REAL ESTATE MARKET REPORT

## HILLSBOROUGH COUNTY - SINGLE FAMILY HOMES

Wednesday, November 11, 2020

as of: 11/12/2020



**7 Day Sold Comparison**

Closed in last 7 days	\$	#
Wednesday, November 11, 2020	785,000	2
Tuesday, November 10, 2020	19,528,560	55
Monday, November 09, 2020	16,510,748	53
Sunday, November 08, 2020	-	0
Saturday, November 07, 2020	2,848,609	7
Friday, November 06, 2020	56,899,233	143
Thursday, November 05, 2020	19,833,936	60
<b>TOTAL</b>	<b>116,406,086</b>	<b>320</b>

Closed prior year	\$	#
Monday, November 11, 2019	2,178,125	9
Sunday, November 10, 2019	634,012	3
Saturday, November 09, 2019	1,846,646	5
Friday, November 08, 2019	37,512,261	102
Thursday, November 07, 2019	19,908,302	57
Wednesday, November 06, 2019	11,864,289	42
Tuesday, November 05, 2019	16,867,018	56
<b>TOTAL</b>	<b>90,810,653</b>	<b>274</b>

	TOTALS	
	4 Weeks	AS OF SEPTEMBER 30, 2020
Active	976	2,094
Pending	1,870	3,288
Sold*	1,745	1,903
Canceled	195	
Temp Off Market	94	

Market Changes	11/11/2020	% 4 Weeks Active
New Listings	60	6%
Price Increase	10	1%
Prices Decrease	32	2%
Back on Market*	9	5%

\*Total sales in March  
\*Back on Market can be from these sources - Pending, Temp Off Market, Cancelled and Expired Listing)

**7 Day Sold Analysis**

% Changed	\$	#
Prior Year	28%	17%
8 - 14 Days	-42%	-41%



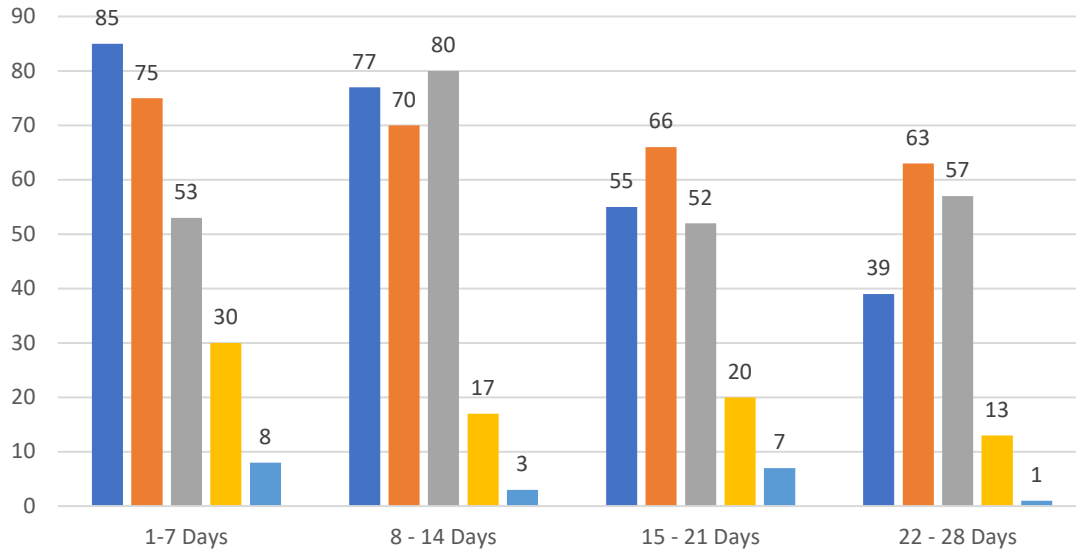


# 4 WEEK REAL ESTATE MARKET REPORT

## HILLSBOROUGH COUNTY - CONDOMINIUM

Wednesday, November 11, 2020

as of: 11/12/2020



		TOTALS	
		4 Weeks	AS OF SEPTEMBER 30, 2020
Active		256	738
Pending		274	910
Sold*		242	556
Canceled		80	
Temp Off Market		19	

Market Changes		11/11/2020	% 4 Weeks Active
New Listings		15	6%
Price Increase		0	0%
Prices Decrease		7	3%
Back on Market*		4	5%

\*Total sales in March  
\*Back on Market can be from these sources - Pending, Temp Off Market, Cancelled and Expired Listing)

### 7 Day Sold Comparison

Closed in last 7 days	\$	#
Wednesday, November 11, 2020	102,000	1
Tuesday, November 10, 2020	1,552,635	11
Monday, November 09, 2020	4,181,900	11
Sunday, November 08, 2020	-	0
Saturday, November 07, 2020	440,000	1
Friday, November 06, 2020	6,054,000	22
Thursday, November 05, 2020	1,210,500	7
<b>TOTAL</b>	<b>13,541,035</b>	<b>53</b>

Closed prior year	\$	#
Monday, November 11, 2019	389,500	2
Sunday, November 10, 2019	-	0
Saturday, November 09, 2019	-	0
Friday, November 08, 2019	2,732,100	14
Thursday, November 07, 2019	2,010,600	9
Wednesday, November 06, 2019	525,000	1
Tuesday, November 05, 2019	991,500	5
<b>TOTAL</b>	<b>6,648,700</b>	<b>31</b>

### 7 Day Sold Analysis

% Changed	\$	#
Prior Year	104%	71%
8 - 14 Days	-25%	-72%



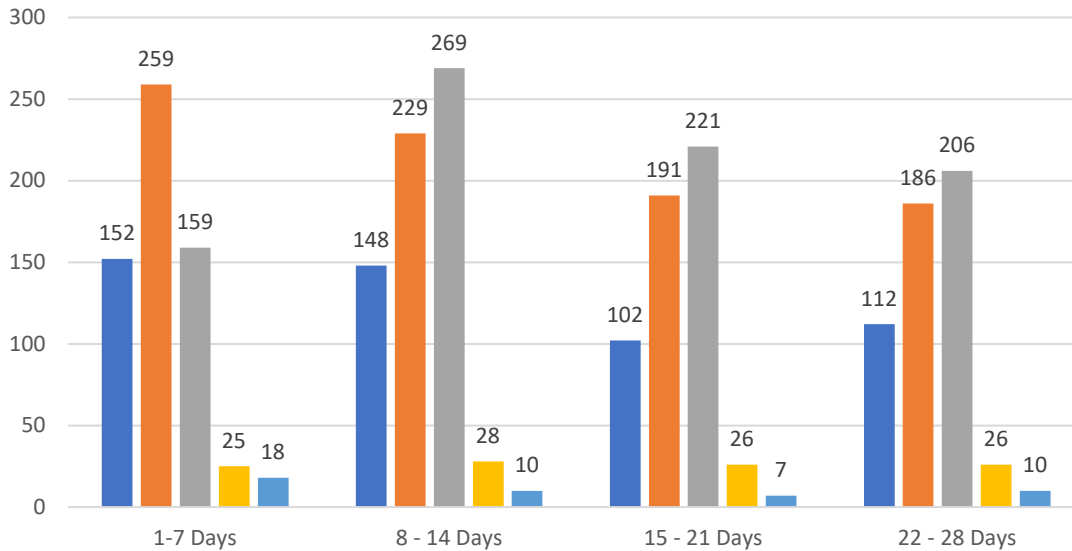


# 4 WEEK REAL ESTATE MARKET REPORT

## SARASOTA COUNTY - SINGLE FAMILY HOMES

Wednesday, November 11, 2020

as of: 11/12/2020



		TOTALS	
		4 Weeks	AS OF SEPTEMBER 30, 2020
Active		514	1,538
Pending		865	1,677
Sold*		855	329
Canceled		105	
Temp Off Market		45	

Market Changes		11/11/2020	% 4 Weeks Active
New Listings		31	6%
Price Increase		2	0%
Prices Decrease		13	2%
Back on Market*		8	8%

\*Total sales in March  
\*Back on Market can be from these sources - Pending, Temp Off Market, Cancelled and Expired Listing)

### 7 Day Sold Comparison

Closed in last 7 days	\$	#
Wednesday, November 11, 2020	1,706,900	5
Tuesday, November 10, 2020	20,158,410	28
Monday, November 09, 2020	26,570,731	36
Sunday, November 08, 2020	-	0
Saturday, November 07, 2020	637,500	2
Friday, November 06, 2020	26,245,562	58
Thursday, November 05, 2020	10,215,035	30
<b>TOTAL</b>	<b>85,534,138</b>	<b>159</b>

Closed prior year	\$	#
Monday, November 11, 2019	1,906,900	8
Sunday, November 10, 2019	-	0
Saturday, November 09, 2019	315,000	1
Friday, November 08, 2019	19,962,697	45
Thursday, November 07, 2019	4,859,345	15
Wednesday, November 06, 2019	12,189,144	16
Tuesday, November 05, 2019	13,703,148	34
<b>TOTAL</b>	<b>52,936,234</b>	<b>119</b>

### 7 Day Sold Analysis

% Changed	\$	#
Prior Year	62%	34%
8 - 14 Days	-45%	-41%



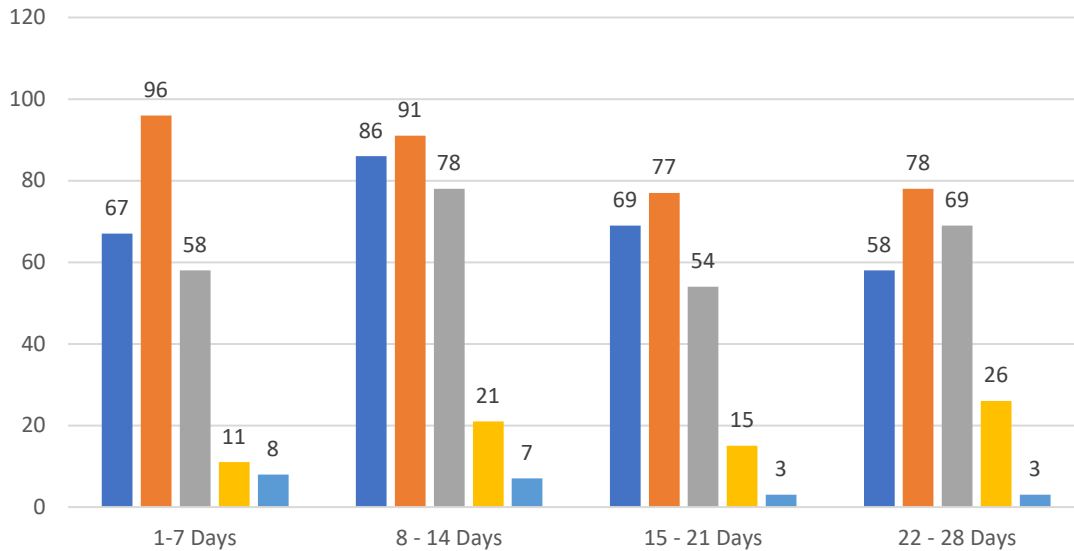


# 4 WEEK REAL ESTATE MARKET REPORT

## SARASOTA COUNTY -CONDOMINIUM

Wednesday, November 11, 2020

as of: 11/12/2020



### 7 Day Sold Comparison

Closed in last 7 days	\$	#
Wednesday, November 11, 2020	-	0
Tuesday, November 10, 2020	5,170,500	13
Monday, November 09, 2020	1,708,500	6
Sunday, November 08, 2020	-	0
Saturday, November 07, 2020	-	0
Friday, November 06, 2020	9,367,900	25
Thursday, November 05, 2020	4,981,000	14
<b>TOTAL</b>	<b>21,227,900</b>	<b>58</b>

Closed prior year	\$	#
Monday, November 11, 2019	642,850	3
Sunday, November 10, 2019	270,000	1
Saturday, November 09, 2019	-	0
Friday, November 08, 2019	2,654,850	9
Thursday, November 07, 2019	1,307,695	3
Wednesday, November 06, 2019	2,011,000	3
Tuesday, November 05, 2019	2,348,000	5
<b>TOTAL</b>	<b>9,234,395</b>	<b>24</b>

	TOTALS	
	4 Weeks	AS OF SEPTEMBER 30, 2020
Active	280	1,057
Pending	342	620
Sold*	259	167
Canceled	73	
Temp Off Market	21	

Market Changes	11/11/2020	% 4 Weeks Active
New Listings	8	3%
Price Increase	0	0%
Prices Decrease	3	1%
Back on Market*	5	7%

\*Back on Market can be from these sources - Pending, Temp Off Market, Cancelled and Expired Listing)

### 7 Day Sold Analysis

% Changed	\$	#
Prior Year	130%	142%
8 - 14 Days	-53%	-26%



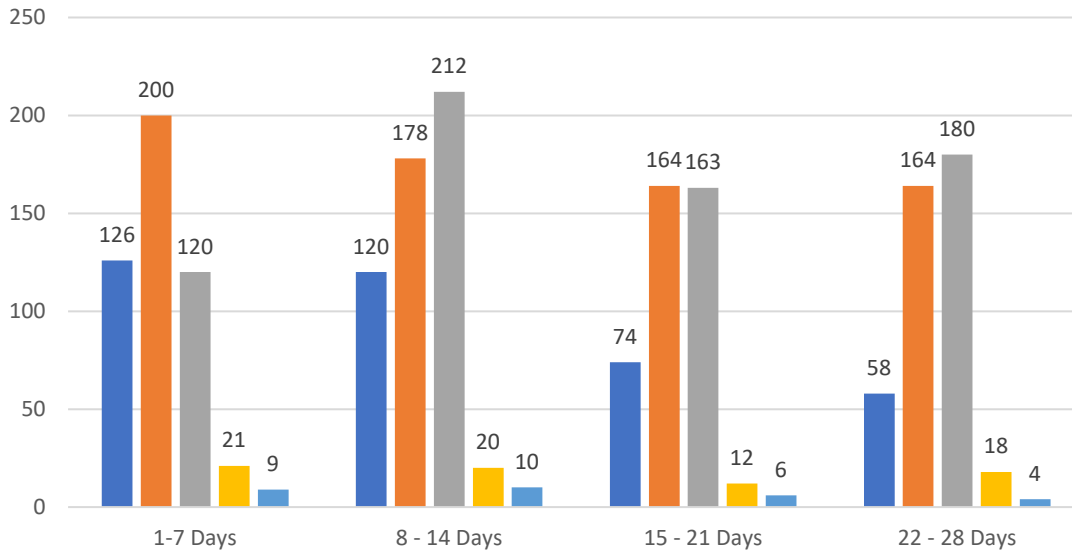


# 4 WEEK REAL ESTATE MARKET REPORT

## MANATEE COUNTY - SINGLE FAMILY HOMES

Wednesday, November 11, 2020

as of: 11/12/2020



7 Day Sold Comparison

Closed in last 7 days	\$	#
Wednesday, November 11, 2020	3,095,028	3
Tuesday, November 10, 2020	9,681,610	19
Monday, November 09, 2020	12,644,620	24
Sunday, November 08, 2020	331,165	1
Saturday, November 07, 2020	1,075,500	3
Friday, November 06, 2020	17,414,657	44
Thursday, November 05, 2020	11,765,678	26
<b>TOTAL</b>	<b>56,008,258</b>	<b>120</b>

Closed prior year	\$	#
Monday, November 11, 2019	3,089,200	5
Sunday, November 10, 2019	-	0
Saturday, November 09, 2019	449,265	2
Friday, November 08, 2019	14,332,850	33
Thursday, November 07, 2019	9,233,550	21
Wednesday, November 06, 2019	4,884,574	12
Tuesday, November 05, 2019	6,108,435	14
<b>TOTAL</b>	<b>38,097,874</b>	<b>87</b>

	TOTALS	
	4 Weeks	AS OF SEPTEMBER 30, 2020
Active	378	1,072
Pending	706	1,286
Sold*	675	0,975
Canceled	71	
Temp Off Market	29	

Market Changes	11/11/2020	% 4 Weeks Active
New Listings	20	5%
Price Increase	2	0%
Prices Decrease	8	1%
Back on Market*	7	10%

\*Back on Market can be from these sources - Pending, Temp Off Market, Cancelled and Expired Listing

7 Day Sold Analysis

% Changed	\$	#
Prior Year	47%	38%
8 - 14 Days	-40%	-43%



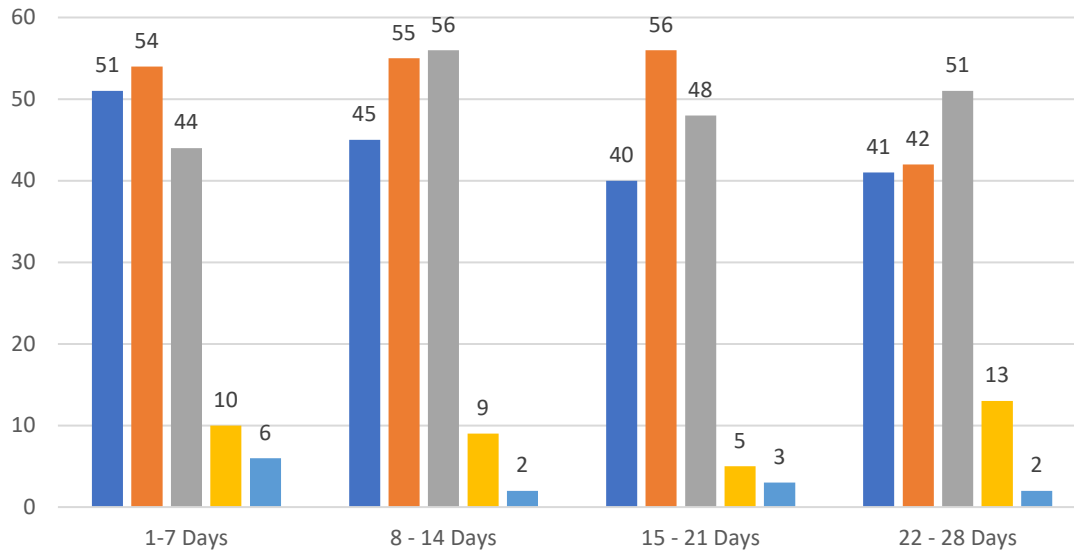


# 4 WEEK REAL ESTATE MARKET REPORT

## MANATEE COUNTY - CONDOMINIUM

Wednesday, November 11, 2020

as of: 11/12/2020



7 Day Sold Comparison

Closed in last 7 days	\$	#
Wednesday, November 11, 2020	607,000	3
Tuesday, November 10, 2020	1,306,400	7
Monday, November 09, 2020	2,540,400	9
Sunday, November 08, 2020	-	0
Saturday, November 07, 2020	-	0
Friday, November 06, 2020	3,709,400	15
Thursday, November 05, 2020	2,988,900	10
<b>TOTAL</b>	<b>11,152,100</b>	<b>44</b>

Closed prior year	\$	#
Monday, November 11, 2019	395,500	3
Sunday, November 10, 2019	-	0
Saturday, November 09, 2019	-	0
Friday, November 08, 2019	2,914,300	11
Thursday, November 07, 2019	1,597,315	5
Wednesday, November 06, 2019	-	0
Tuesday, November 05, 2019	1,683,489	8
<b>TOTAL</b>	<b>6,590,604</b>	<b>27</b>

	TOTALS	
	4 Weeks	AS OF SEPTEMBER 30, 2020
Active	177	560
Pending	207	356
Sold*	199	265
Canceled	37	
Temp Off Market	13	

Market Changes	11/11/2020	% 4 Weeks Active
New Listings	9	5%
Price Increase	0	0%
Prices Decrease	5	3%
Back on Market*	1	3%

\*Total sales in March  
\*Back on Market can be from these sources - Pending, Temp Off Market, Cancelled and Expired Listing)

7 Day Sold Analysis

% Changed	\$	#
Prior Year	69%	63%
8 - 14 Days	-28%	-21%

