




4 WEEK REAL ESTATE MARKET REPORT

Wednesday, January 13, 2021

As of: Thursday, January 14, 2021

- 1 Report Breakdown
- 2 Cumulative Tampa Bay Report - Single Family Home
- 3 Cumulative Tampa Bay Report - Condominium
- 4 Pinellas County - Single Family Home
- 5 Pinellas County - Condominium
- 6 Pasco County - Single Family Home
- 7 Pasco County - Condominium
- 8 Hillsborough County - Single Family Home
- 9 Hillsborough County - Condominium
- 10 Sarasota County - Single Family Home
- 11 Sarasota County - Condominium
- 12 Manatee County - Single Family Home
- 13 Manatee County - Condominium



4 WEEK REAL ESTATE MARKET REPORT

REPORT BREAKDOWN

Wednesday, January 13, 2021

as of: 1/14/2021

Day 1	Wednesday, January 13, 2021
Day 2	Tuesday, January 12, 2021
Day 3	Monday, January 11, 2021
Day 4	Sunday, January 10, 2021
Day 5	Saturday, January 09, 2021
Day 6	Friday, January 08, 2021
Day 7	Thursday, January 07, 2021
Day 8	Wednesday, January 06, 2021
Day 9	Tuesday, January 05, 2021
Day 10	Monday, January 04, 2021
Day 11	Sunday, January 03, 2021
Day 12	Saturday, January 02, 2021
Day 13	Friday, January 01, 2021
Day 14	Thursday, December 31, 2020
Day 15	Wednesday, December 30, 2020
Day 16	Tuesday, December 29, 2020
Day 17	Monday, December 28, 2020
Day 18	Sunday, December 27, 2020
Day 19	Saturday, December 26, 2020
Day 20	Friday, December 25, 2020
Day 21	Thursday, December 24, 2020
Day 22	Wednesday, December 23, 2020
Day 23	Tuesday, December 22, 2020
Day 24	Monday, December 21, 2020
Day 25	Sunday, December 20, 2020
Day 26	Saturday, December 19, 2020
Day 27	Friday, December 18, 2020
Day 28	Thursday, December 17, 2020

REPORT BREAKDOWN

GRAPH:

- Active - Newly listed during the date range
 - Pending - Status changed to 'pending' during the date range
 - Sold - Closed during the date range
 - Canceled - Canceled during the date range
 - Temp off Market - Status changed to 'temp' off market' during the date range
- The date ranges are not cumulative.
 Day 1: Wednesday, January 13, 2021
 Day 28: Thursday, December 17, 2020

TOTALS:

- 4 Weeks: The summation of each date range (Day 1 - Day 28)
- NOV 20: The total at month end

NOTE: Sold = Total sold in the month

Market Changes


Day 1's New Listings, Price Increase, Price Decreases and Back on Market

7 Day Sold Comparison

Compares the sold amount and volume in the last 7 days against the same timeframe in the prior year and days 8 - days 14.

7 Day Sold Analysis

% Changed: The variance in amount and volume between day 1 - day 7 and;
 Prior Year
 Day 8 - Day 14

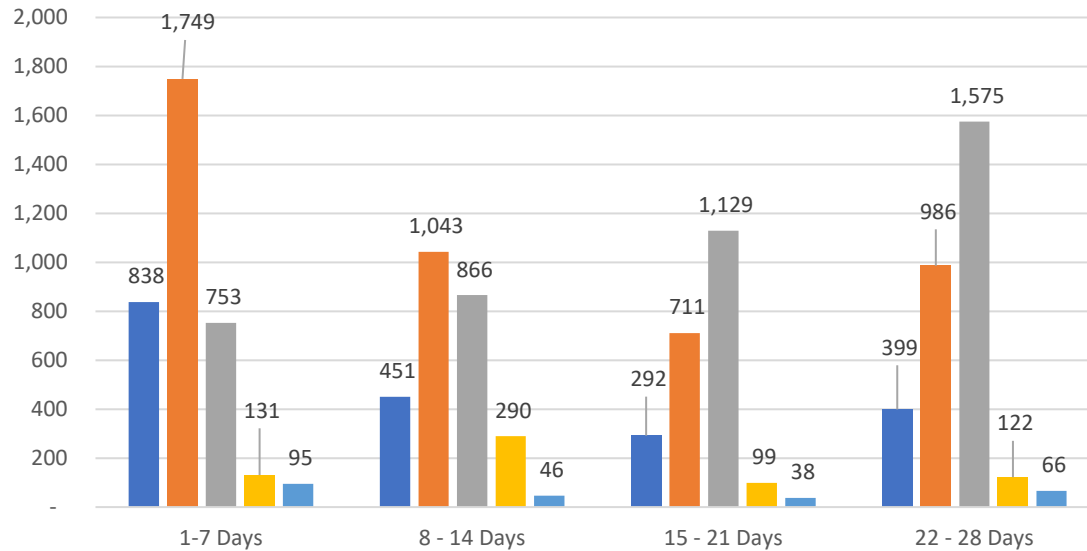


4 WEEK REAL ESTATE MARKET REPORT

TAMPA BAY - SINGLE FAMILY HOMES

Wednesday, January 13, 2021

as of: 1/14/2021



TOTALS		
	4 Weeks	NO
Active	1,980	6,1
Pending	4,489	9,1
Sold*	4,323	5,1
Canceled	642	
Temp Off Market	245	

*Total sales in		
Market Changes	1/13/2021	% 4 Weeks
New Listings	178	9%
Price Increase	39	1%
Prices Decrease	105	2%
Back on Market*	61	10%

*Back on Market can be from these sources - Pending, Temp (Cancelled and Expired Listing)

7 Day Sold Comparison


Closed in last 7 days	\$	#
Wednesday, January 13, 2021	17,532,202	50
Tuesday, January 12, 2021	47,509,100	112
Monday, January 11, 2021	59,802,039	160
Sunday, January 10, 2021	917,900	3
Saturday, January 09, 2021	2,791,000	8
Friday, January 08, 2021	111,378,257	298
Thursday, January 07, 2021	47,278,041	122
TOTAL	287,208,539	753

Closed prior year	\$	#
Monday, January 13, 2020	50,266,183	137
Sunday, January 12, 2020	374,500	2
Saturday, January 11, 2020	775,786	4
Friday, January 10, 2020	84,823,615	272
Thursday, January 09, 2020	35,793,796	112
Wednesday, January 08, 2020	34,503,802	91
Tuesday, January 07, 2020	38,951,644	107
TOTAL	245,489,326	725

7 Day Sold Analy

% Changed	\$
Prior Year	17%
8 - 14 Days	-18%





IV 20

571

077

341

March

Active

Off Market,


asis

#

4%

-13%

.LAS
INIZATION
PASCO
INIZATION

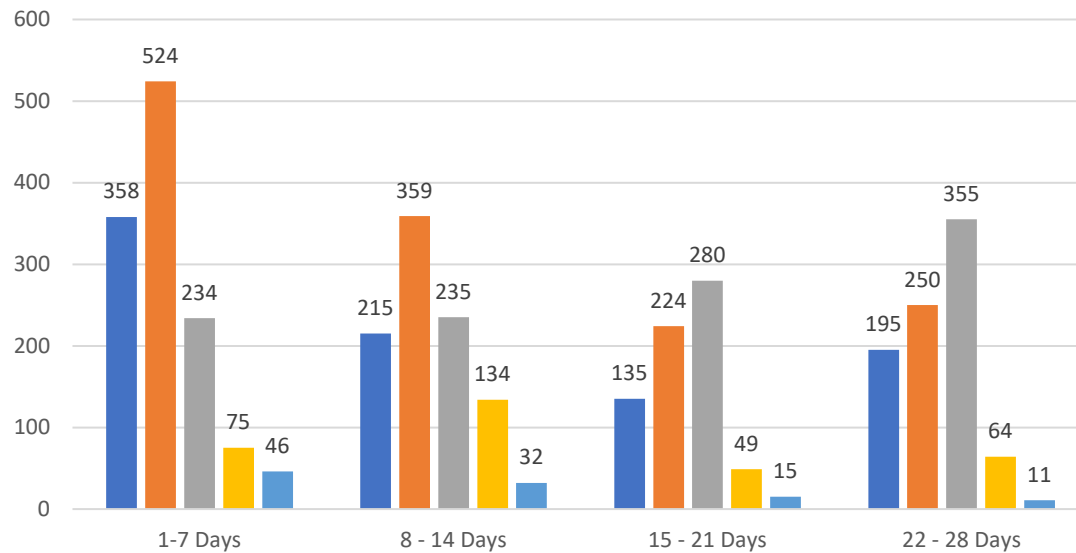


4 WEEK REAL ESTATE MARKET REPORT

TAMPA BAY - CONDOMINIUM

Wednesday, January 13, 2021

as of: 1/14/2021



		TOTALS	
		4 Weeks	NO
Active		903	3,
Pending		1,357	3,
Sold*		1,104	1,
Canceled		322	
Temp Off Market		104	

		*Total sales in	
Market Changes	1/13/2021	% 4 Weeks	
New Listings	52	6%	
Price Increase	1	0%	
Prices Decrease	41	4%	
Back on Market*	20	6%	

*Back on Market can be from these sources - Pending, Temp (Cancelled and Expired Listing)

7 Day Sold Comparison


Closed in last 7 days	\$	#
Wednesday, January 13, 2021	5,398,800	18
Tuesday, January 12, 2021	6,393,847	26
Monday, January 11, 2021	15,450,050	53
Sunday, January 10, 2021	170,000	1
Saturday, January 09, 2021	457,000	2
Friday, January 08, 2021	27,986,319	91
Thursday, January 07, 2021	10,948,016	43
	66,804,032	234

Closed prior year	\$	#
Monday, January 13, 2020	10,598,610	27
Sunday, January 12, 2020	220,000	3
Saturday, January 11, 2020	620,000	2
Friday, January 10, 2020	14,835,777	66
Thursday, January 09, 2020	7,107,031	22
Wednesday, January 08, 2020	8,082,250	31
Tuesday, January 07, 2020	13,336,894	30
	54,800,562	181

7 Day Sold Analy

% Changed	\$
Prior Year	22%
8 - 14 Days	-3%





IV 20

779

282

794

March

Active

Off Market,


asis

#

29%

-23%

.LAS
INIZATION
PASCO
INIZATION

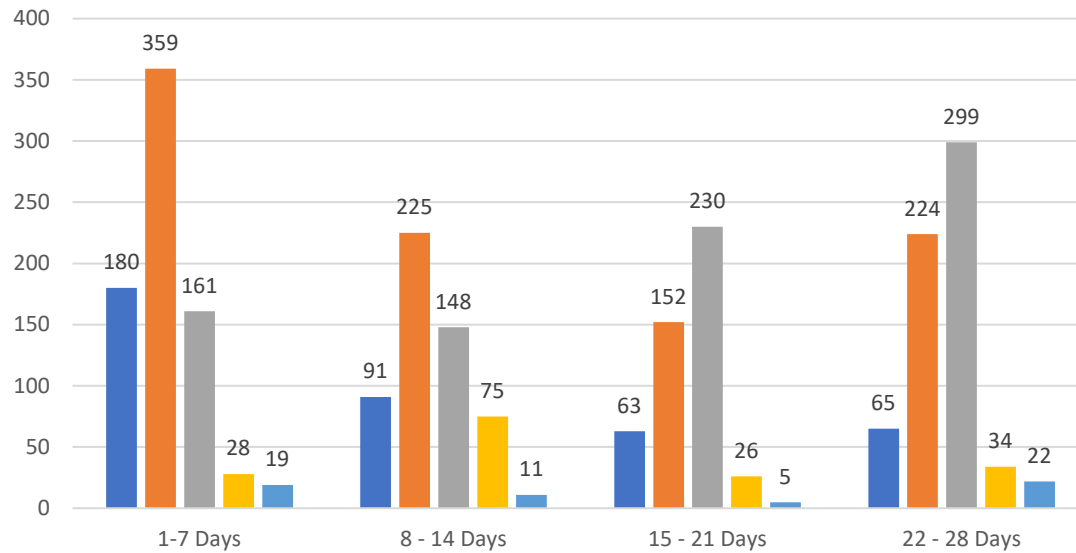


4 WEEK REAL ESTATE MARKET REPORT

PINELLAS COUNTY - SINGLE FAMILY HOMES

Wednesday, January 13, 2021

as of: 1/14/2021



		TOTALS	
		4 Weeks	NO
Active		399	1,100
Pending		960	1,100
Sold*		838	1,100
Canceled		163	
Temp Off Market		57	

		*Total sales in	
Market Changes	1/13/2021	% 4 Weeks	
New Listings	47	12%	
Price Increase	5	1%	
Prices Decrease	25	3%	
Back on Market*	14	9%	

*Back on Market can be from these sources - Pending, Temp (Cancelled and Expired Listing)

7 Day Sold Comparison


Closed in last 7 days	\$	#
Wednesday, January 13, 2021	4,954,755	12
Tuesday, January 12, 2021	13,070,096	25
Monday, January 11, 2021	11,380,694	30
Sunday, January 10, 2021	376,000	1
Saturday, January 09, 2021	125,900	1
Friday, January 08, 2021	23,586,847	62
Thursday, January 07, 2021	11,315,600	30
TOTAL	64,809,892	161

Closed prior year	\$	#
Monday, January 13, 2020	11,627,799	36
Sunday, January 12, 2020	-	0
Saturday, January 11, 2020	-	0
Friday, January 10, 2020	19,203,284	64
Thursday, January 09, 2020	8,012,505	23
Wednesday, January 08, 2020	8,249,500	18
Tuesday, January 07, 2020	10,067,000	26
TOTAL	57,160,088	167

7 Day Sold Analy

% Changed	\$
Prior Year	13%
8 - 14 Days	1%





IV 20

396

681

165

March

Active

Off Market,


asis



-4%

9%

.LAS
INIZATION
PASCO
INIZATION

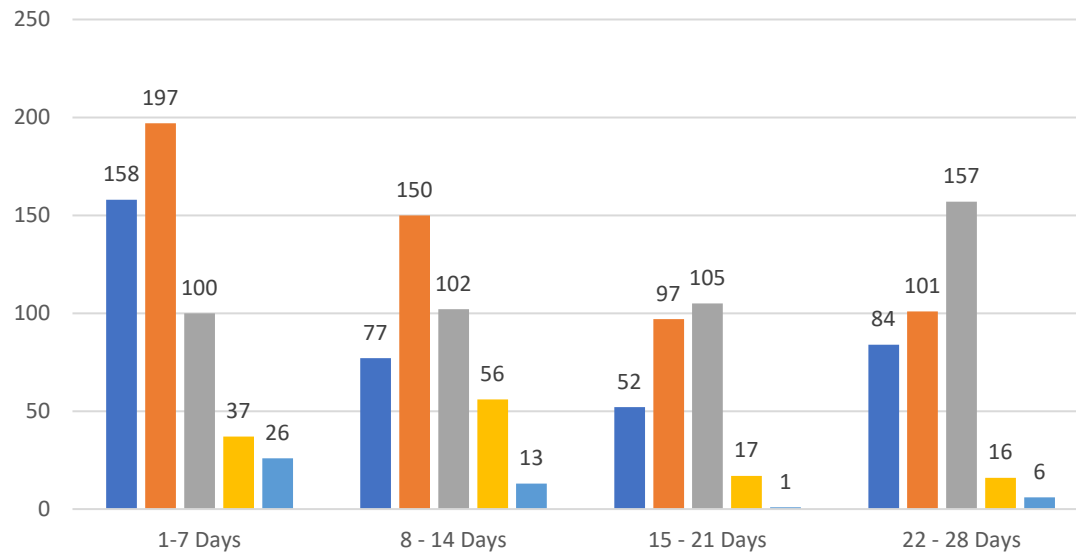


4 WEEK REAL ESTATE MARKET REPORT

PINELLAS COUNTY - CONDOMINIUM

Wednesday, January 13, 2021

as of: 1/14/2021



		TOTALS	
		4 Weeks	NO
Active		371	1,
Pending		545	1,
Sold*		464	6
Canceled		126	
Temp Off Market		46	

		*Total sales in	
Market Changes	1/13/2021	% 4 Weeks	
New Listings	18	5%	
Price Increase	1	0%	
Prices Decrease	25	5%	
Back on Market*	9	7%	

*Back on Market can be from these sources - Pending, Temp (Cancelled and Expired Listing)

7 Day Sold Comparison


Closed in last 7 days	\$	#
Wednesday, January 13, 2021	1,437,500	7
Tuesday, January 12, 2021	2,728,847	11
Monday, January 11, 2021	5,726,400	19
Sunday, January 10, 2021	-	0
Saturday, January 09, 2021	-	0
Friday, January 08, 2021	11,679,535	44
Thursday, January 07, 2021	5,807,766	19
	27,380,048	100

Closed prior year	\$	#
Monday, January 13, 2020	2,338,500	10
Sunday, January 12, 2020	71,500	1
Saturday, January 11, 2020	620,000	2
Friday, January 10, 2020	4,522,801	26
Thursday, January 09, 2020	1,701,015	8
Wednesday, January 08, 2020	3,280,500	10
Tuesday, January 07, 2020	4,286,900	11
	16,821,216	68

7 Day Sold Analy

% Changed	\$
Prior Year	63%
8 - 14 Days	-12%





IV 20

494

157

98

March

Active

Off Market,


asis



47%

-2%

.LAS
INIZATION
PASCO
INIZATION

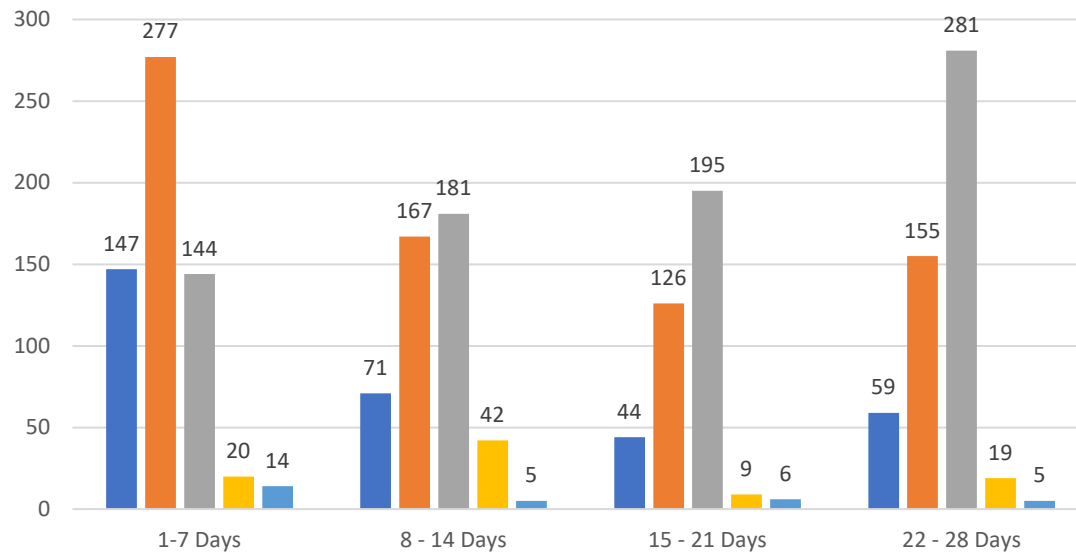


4 WEEK REAL ESTATE MARKET REPORT

PASCO COUNTY - SINGLE FAMILY HOMES

Wednesday, January 13, 2021

as of: 1/14/2021



		TOTALS	
		4 Weeks	NO
Active		321	0,
Pending		725	1,
Sold*		801	1,
Canceled		90	
Temp Off Market		30	

		*Total sales in	
Market Changes	1/13/2021	% 4 Weeks	
New Listings	26	8%	
Price Increase	3	0%	
Prices Decrease	10	1%	
Back on Market*	9	10%	

*Back on Market can be from these sources - Pending, Temp (Cancelled and Expired Listing)

7 Day Sold Comparison


Closed in last 7 days	\$	#
Wednesday, January 13, 2021	2,537,150	10
Tuesday, January 12, 2021	5,910,278	23
Monday, January 11, 2021	8,240,525	29
Sunday, January 10, 2021	-	0
Saturday, January 09, 2021	577,000	2
Friday, January 08, 2021	15,886,842	56
Thursday, January 07, 2021	8,799,725	24
	41,951,520	144

Closed prior year	\$	#
Monday, January 13, 2020	2,444,320	15
Sunday, January 12, 2020	132,000	1
Saturday, January 11, 2020	362,400	2
Friday, January 10, 2020	11,422,799	41
Thursday, January 09, 2020	3,938,396	15
Wednesday, January 08, 2020	3,186,603	14
Tuesday, January 07, 2020	5,954,525	21
	27,441,043	109

7 Day Sold Analy

% Changed	\$
Prior Year	53%
8 - 14 Days	-23%





IV 20

928

615

009

March

Active

Off Market,


asis

#

32%

-20%

.LAS
INIZATION
PASCO
INIZATION

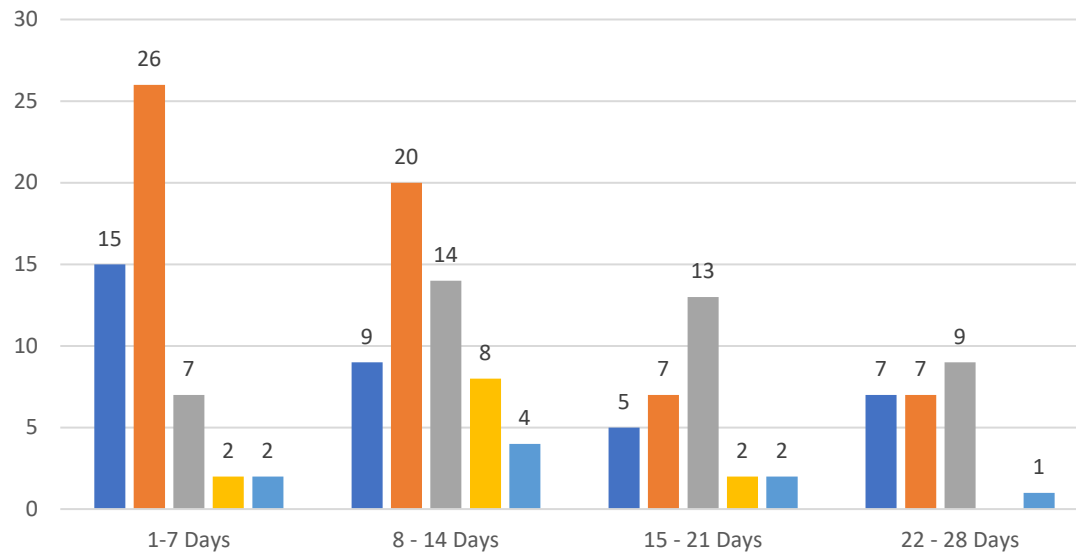


4 WEEK REAL ESTATE MARKET REPORT

PASCO COUNTY - CONDOMINIUM

Wednesday, January 13, 2021

as of: 1/14/2021



		TOTALS	
		4 Weeks	NO
Active		36	2
Pending		60	2
Sold*		43	1
Canceled		12	
Temp Off Market		9	

		*Total sales in	
Market Changes	1/13/2021	% 4 Weeks	
New Listings	6	17%	
Price Increase	0	0%	
Prices Decrease	2	5%	
Back on Market*	1	8%	

*Back on Market can be from these sources - Pending, Temp (Cancelled and Expired Listing)

7 Day Sold Comparison


Closed in last 7 days	\$	#
Wednesday, January 13, 2021	-	0
Tuesday, January 12, 2021	72,000	1
Monday, January 11, 2021	253,750	2
Sunday, January 10, 2021	-	0
Saturday, January 09, 2021	82,000	1
Friday, January 08, 2021	183,000	2
Thursday, January 07, 2021	35,750	1
	626,500	7

Closed prior year	\$	#
Monday, January 13, 2020	175,000	2
Sunday, January 12, 2020	-	0
Saturday, January 11, 2020	-	0
Friday, January 10, 2020	348,000	4
Thursday, January 09, 2020	143,000	1
Wednesday, January 08, 2020	207,000	1
Tuesday, January 07, 2020	127,500	1
	1,000,500	9

7 Day Sold Analy

% Changed	\$
Prior Year	-37%
8 - 14 Days	-65%





IV 20

.24

.39

.58

March

Active

Off Market,


asis

#

-22%

-50%

.LAS
INIZATION
PASCO
INIZATION

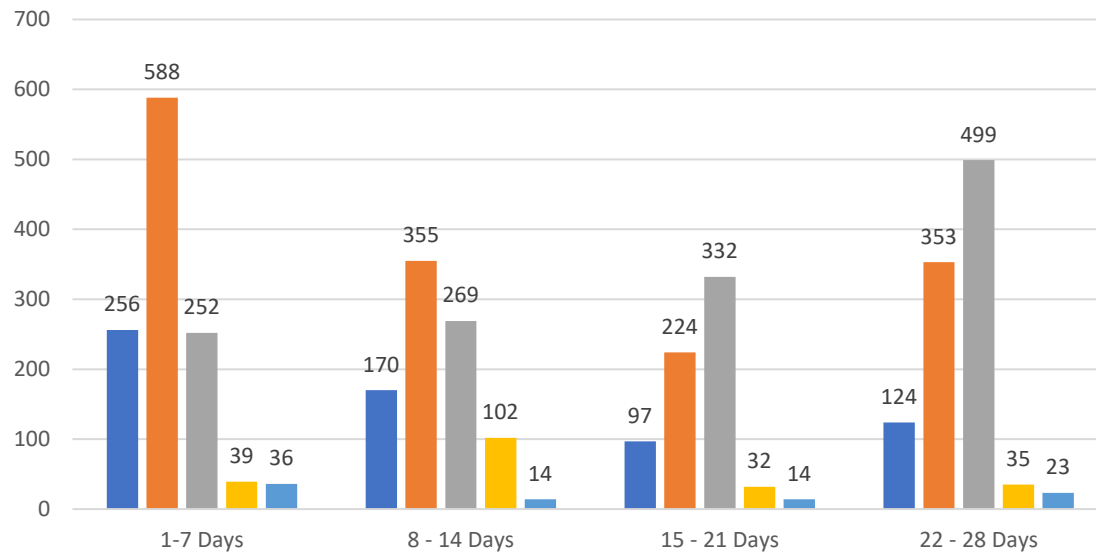


4 WEEK REAL ESTATE MARKET REPORT

HILLSBOROUGH COUNTY - SINGLE FAMILY HOMES

Wednesday, January 13, 2021

as of: 1/14/2021



		TOTALS	
		4 Weeks	NO
Active		647	1,000
Pending		1,520	2,000
Sold*		1,352	1,000
Canceled		208	
Temp Off Market		87	

*Total sales in

Market Changes	1/13/2021	% 4 Weeks
New Listings	58	9%
Price Increase	15	1%
Prices Decrease	32	2%
Back on Market*	13	6%

*Back on Market can be from these sources - Pending, Temp (Cancelled and Expired Listing)

7 Day Sold Comparison


Closed in last 7 days	\$	#
Wednesday, January 13, 2021	4,876,800	12
Tuesday, January 12, 2021	13,178,576	37
Monday, January 11, 2021	21,595,515	61
Sunday, January 10, 2021	541,900	2
Saturday, January 09, 2021	1,035,000	2
Friday, January 08, 2021	41,309,544	103
Thursday, January 07, 2021	11,339,560	35
	93,876,895	252

Closed prior year	\$	#
Monday, January 13, 2020	18,414,685	49
Sunday, January 12, 2020	242,500	1
Saturday, January 11, 2020	413,386	2
Friday, January 10, 2020	28,511,590	90
Thursday, January 09, 2020	12,468,042	43
Wednesday, January 08, 2020	9,949,650	28
Tuesday, January 07, 2020	10,280,660	30
	80,280,513	243

7 Day Sold Analy

% Changed	\$
Prior Year	17%
8 - 14 Days	-10%





IV 20

915

984

891

March

Active

Off Market,


asis

#

4%

-6%

.LAS
INIZATION
PASCO
INIZATION

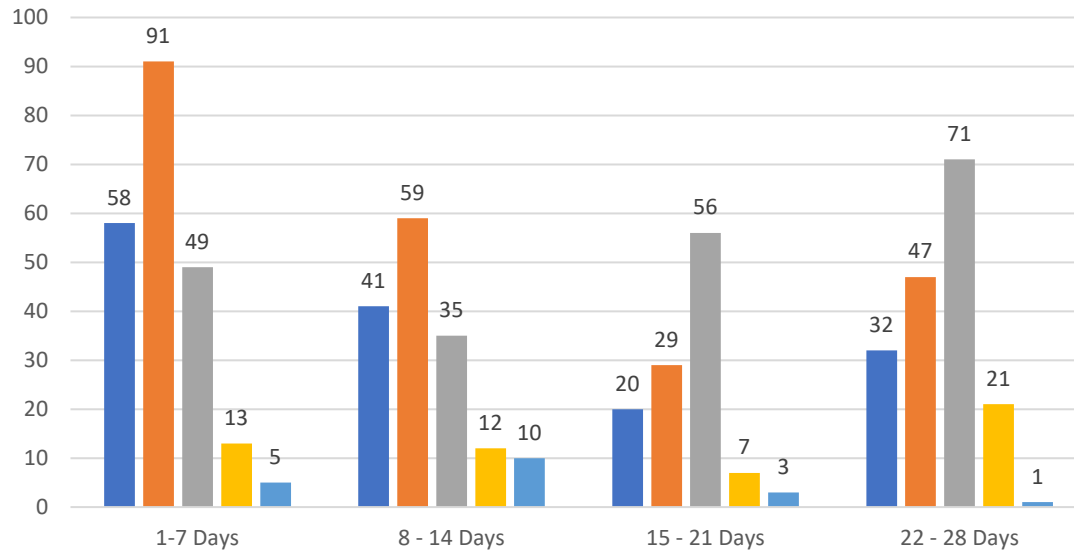


4 WEEK REAL ESTATE MARKET REPORT

HILLSBOROUGH COUNTY - CONDOMINIUM

Wednesday, January 13, 2021

as of: 1/14/2021



		TOTALS	
		4 Weeks	NO
Active		151	6
Pending		226	8
Sold*		211	5
Canceled		53	
Temp Off Market		19	

		*Total sales in	
Market Changes	1/13/2021	% 4 Weeks	
New Listings	10	7%	
Price Increase	0	0%	
Prices Decrease	3	1%	
Back on Market*	4	8%	

*Back on Market can be from these sources - Pending, Temp (Cancelled and Expired Listing)

7 Day Sold Comparison


Closed in last 7 days	\$	#
Wednesday, January 13, 2021	429,800	3
Tuesday, January 12, 2021	1,371,000	6
Monday, January 11, 2021	3,349,900	14
Sunday, January 10, 2021	170,000	1
Saturday, January 09, 2021	-	0
Friday, January 08, 2021	3,392,300	18
Thursday, January 07, 2021	1,446,000	7
	10,159,000	49

Closed prior year	\$	#
Monday, January 13, 2020	1,320,500	6
Sunday, January 12, 2020	86,500	1
Saturday, January 11, 2020	-	0
Friday, January 10, 2020	2,571,900	9
Thursday, January 09, 2020	997,000	3
Wednesday, January 08, 2020	1,107,400	9
Tuesday, January 07, 2020	1,182,900	4
	7,266,200	32

7 Day Sold Analy

% Changed	\$
Prior Year	40%
8 - 14 Days	20%






W 20
70
17
08

March
Active

Off Market,

rsis

#
53%
-52%

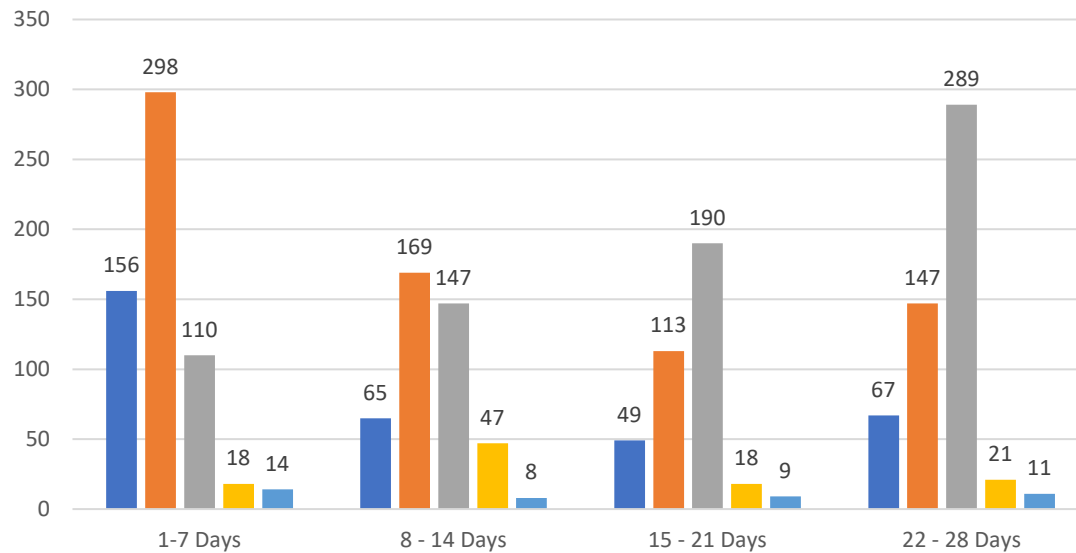


4 WEEK REAL ESTATE MARKET REPORT

SARASOTA COUNTY - SINGLE FAMILY HOMES

Wednesday, January 13, 2021

as of: 1/14/2021



		TOTALS	
		4 Weeks	NO
Active		337	1,000
Pending		727	1,000
Sold*		736	3
Canceled		104	
Temp Off Market		42	

		*Total sales in	
Market Changes	1/13/2021	% 4 Weeks	
New Listings	23	7%	
Price Increase	11	2%	
Prices Decrease	19	3%	
Back on Market*	13	13%	

*Back on Market can be from these sources - Pending, Temp (Cancelled and Expired Listing)

7 Day Sold Comparison


Closed in last 7 days	\$	#
Wednesday, January 13, 2021	2,932,500	9
Tuesday, January 12, 2021	6,054,000	11
Monday, January 11, 2021	11,212,375	24
Sunday, January 10, 2021	-	0
Saturday, January 09, 2021	1,053,100	3
Friday, January 08, 2021	15,601,666	41
Thursday, January 07, 2021	11,632,756	22
	48,486,397	110

Closed prior year	\$	#
Monday, January 13, 2020	10,030,779	20
Sunday, January 12, 2020	-	0
Saturday, January 11, 2020	-	0
Friday, January 10, 2020	12,074,892	40
Thursday, January 09, 2020	5,763,664	17
Wednesday, January 08, 2020	4,897,149	20
Tuesday, January 07, 2020	7,706,559	16
	40,473,043	113

7 Day Sold Analy

% Changed	\$
Prior Year	20%
8 - 14 Days	-15%





IV 20

354

636

.16

March

Active

Off Market,


rsis



-3%

-25%

.LAS
INIZATION
PASCO
INIZATION

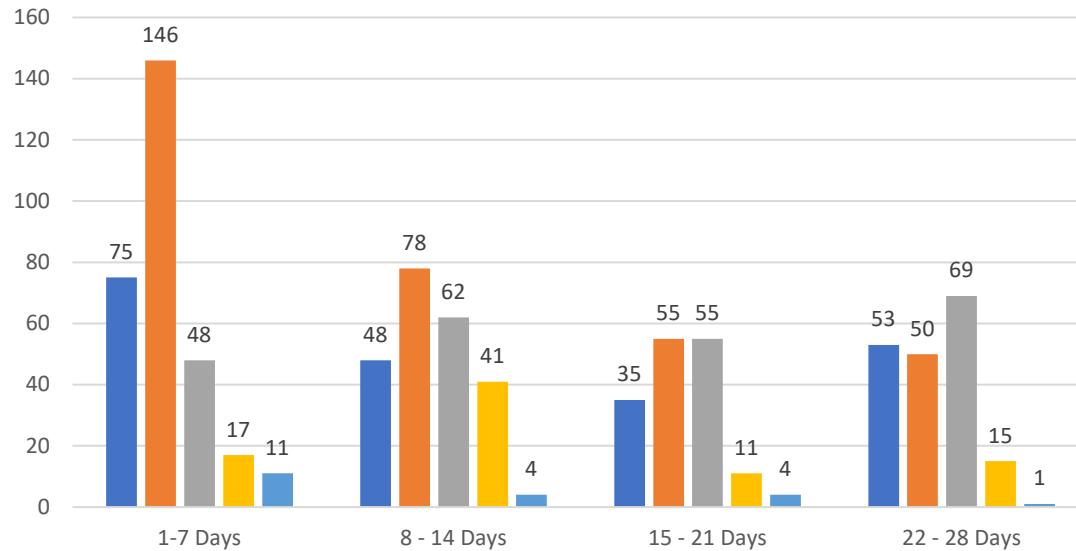


4 WEEK REAL ESTATE MARKET REPORT

SARASOTA COUNTY -CONDOMINIUM

Wednesday, January 13, 2021

as of: 1/14/2021



TOTALS	
	4 Weeks
Active	211
Pending	329
Sold*	234
Canceled	84
Temp Off Market	20

*Total sales in	
Market Changes	1/13/2021
New Listings	7
Price Increase	0
Prices Decrease	7
Back on Market*	4

*Back on Market can be from these sources - Pending, Temp (Cancelled and Expired Listing)

7 Day Sold Comparison


Closed in last 7 days	\$	#
Wednesday, January 13, 2021	2,787,000	5
Tuesday, January 12, 2021	1,417,000	4
Monday, January 11, 2021	3,205,500	8
Sunday, January 10, 2021	-	0
Saturday, January 09, 2021	375,000	1
Friday, January 08, 2021	10,987,994	20
Thursday, January 07, 2021	2,339,000	10
TOTAL	21,111,494	48

Closed prior year	\$	#
Monday, January 13, 2020	6,439,610	7
Sunday, January 12, 2020	-	0
Saturday, January 11, 2020	-	0
Friday, January 10, 2020	4,871,951	12
Thursday, January 09, 2020	3,754,116	6
Wednesday, January 08, 2020	2,272,000	4
Tuesday, January 07, 2020	6,189,094	7
TOTAL	23,526,771	36

7 Day Sold Analy

% Changed	\$
Prior Year	-10%
8 - 14 Days	2%





IV 20

926

'18

.58

March

Active

Off Market,


asis

#

33%

-23%

.LAS
INIZATION
PASCO
INIZATION

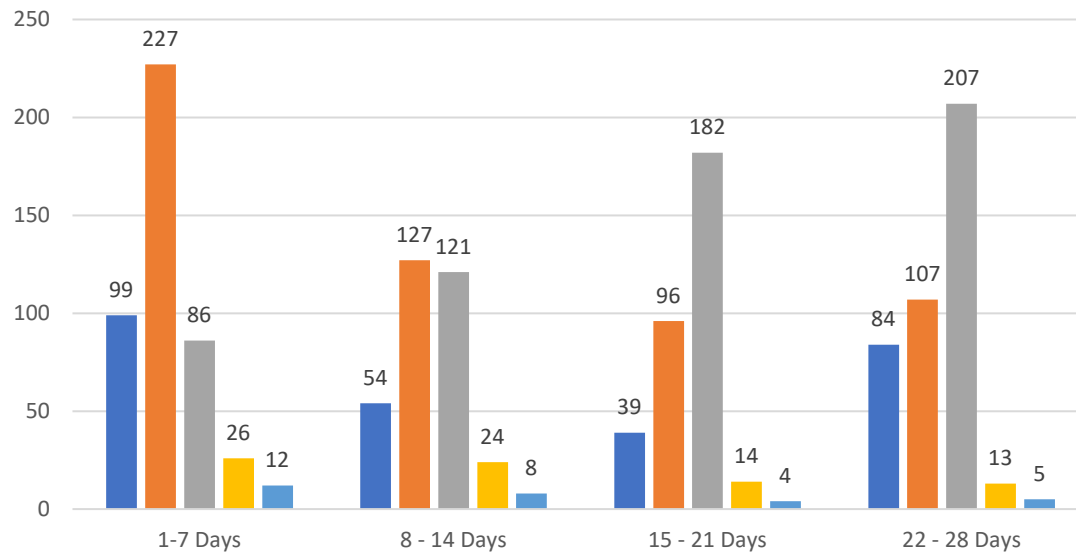


4 WEEK REAL ESTATE MARKET REPORT

MANATEE COUNTY - SINGLE FAMILY HOMES

Wednesday, January 13, 2021

as of: 1/14/2021



		TOTALS	
		4 Weeks	NO
Active		276	0,
Pending		557	1,
Sold*		596	0,
Canceled		77	
Temp Off Market		29	

		*Total sales in	
Market Changes	1/13/2021	% 4 Weeks	
New Listings	24	9%	
Price Increase	5	1%	
Prices Decrease	19	3%	
Back on Market*	12	16%	

*Back on Market can be from these sources - Pending, Temp (Cancelled and Expired Listing)

7 Day Sold Comparison


Closed in last 7 days	\$	#
Wednesday, January 13, 2021	2,230,997	7
Tuesday, January 12, 2021	9,296,150	16
Monday, January 11, 2021	7,372,930	16
Sunday, January 10, 2021	-	0
Saturday, January 09, 2021	-	0
Friday, January 08, 2021	14,993,358	36
Thursday, January 07, 2021	4,190,400	11
TOTAL	38,083,835	86

Closed prior year	\$	#
Monday, January 13, 2020	7,748,600	17
Sunday, January 12, 2020	-	0
Saturday, January 11, 2020	-	0
Friday, January 10, 2020	13,611,050	37
Thursday, January 09, 2020	5,611,189	14
Wednesday, January 08, 2020	8,220,900	11
Tuesday, January 07, 2020	4,942,900	14
TOTAL	40,134,639	93

7 Day Sold Analy

% Changed	\$
Prior Year	-5%
8 - 14 Days	-45%





IV 20

978

161

960

March

Active

Off Market,


rsis



-8%

-29%

.LAS
INIZATION
PASCO
INIZATION

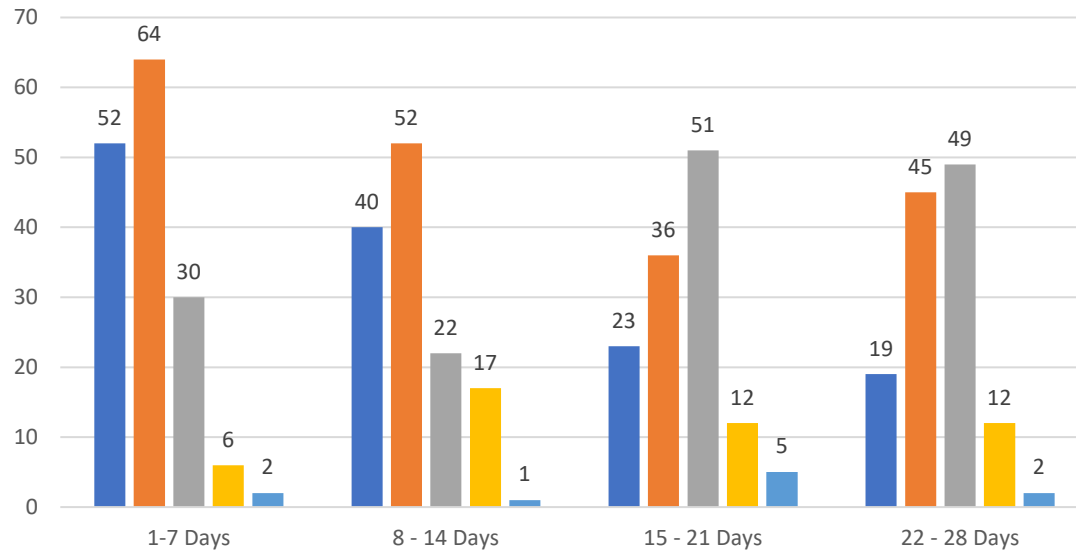


4 WEEK REAL ESTATE MARKET REPORT

MANATEE COUNTY - CONDOMINIUM

Wednesday, January 13, 2021

as of: 1/14/2021



TOTALS	
	NO
Active	134
Pending	197
Sold*	152
Canceled	47
Temp Off Market	10

Market Changes	1/13/2021	% 4 Weeks
New Listings	11	8%
Price Increase	0	0%
Prices Decrease	4	3%
Back on Market*	2	4%

*Total sales in
*Back on Market can be from these sources - Pending, Temp (Cancelled and Expired Listing)

7 Day Sold Comparison


Closed in last 7 days	\$	#
Wednesday, January 13, 2021	744,500	3
Tuesday, January 12, 2021	805,000	4
Monday, January 11, 2021	2,914,500	10
Sunday, January 10, 2021	-	0
Saturday, January 09, 2021	-	0
Friday, January 08, 2021	1,743,490	7
Thursday, January 07, 2021	1,319,500	6
	7,526,990	30

Closed prior year	\$	#
Monday, January 13, 2020	325,000	2
Sunday, January 12, 2020	62,000	1
Saturday, January 11, 2020	-	0
Friday, January 10, 2020	2,521,125	15
Thursday, January 09, 2020	511,900	4
Wednesday, January 08, 2020	1,215,350	7
Tuesday, January 07, 2020	1,550,500	7
	6,185,875	36

7 Day Sold Analy

% Changed	\$
Prior Year	22%
8 - 14 Days	13%





IV 20

.65

.51

.72

March

Active

Off Market,

rsis

#

-17%

36%

.LAS
INIZATION
PASCO
INIZATION