




4 WEEK REAL ESTATE MARKET REPORT

Thursday, January 14, 2021

As of: Friday, January 15, 2021

- 1 Report Breakdown
- 2 Cumulative Tampa Bay Report - Single Family Home
- 3 Cumulative Tampa Bay Report - Condominium
- 4 Pinellas County - Single Family Home
- 5 Pinellas County - Condominium
- 6 Pasco County - Single Family Home
- 7 Pasco County - Condominium
- 8 Hillsborough County - Single Family Home
- 9 Hillsborough County - Condominium
- 10 Sarasota County - Single Family Home
- 11 Sarasota County - Condominium
- 12 Manatee County - Single Family Home
- 13 Manatee County - Condominium



4 WEEK REAL ESTATE MARKET REPORT

REPORT BREAKDOWN

Thursday, January 14, 2021

as of: 1/15/2021

Day 1	Thursday, January 14, 2021
Day 2	Wednesday, January 13, 2021
Day 3	Tuesday, January 12, 2021
Day 4	Monday, January 11, 2021
Day 5	Sunday, January 10, 2021
Day 6	Saturday, January 09, 2021
Day 7	Friday, January 08, 2021
Day 8	Thursday, January 07, 2021
Day 9	Wednesday, January 06, 2021
Day 10	Tuesday, January 05, 2021
Day 11	Monday, January 04, 2021
Day 12	Sunday, January 03, 2021
Day 13	Saturday, January 02, 2021
Day 14	Friday, January 01, 2021
Day 15	Thursday, December 31, 2020
Day 16	Wednesday, December 30, 2020
Day 17	Tuesday, December 29, 2020
Day 18	Monday, December 28, 2020
Day 19	Sunday, December 27, 2020
Day 20	Saturday, December 26, 2020
Day 21	Friday, December 25, 2020
Day 22	Thursday, December 24, 2020
Day 23	Wednesday, December 23, 2020
Day 24	Tuesday, December 22, 2020
Day 25	Monday, December 21, 2020
Day 26	Sunday, December 20, 2020
Day 27	Saturday, December 19, 2020
Day 28	Friday, December 18, 2020

REPORT BREAKDOWN

GRAPH:

Active - Newly listed during the date range

Pending - Status changed to 'pending' during the date range

Sold - Closed during the date range

Canceled - Canceled during the date range

Temp off Market - Status changed to 'temp' off market' during the date range

The date ranges are not cumulative.

Day 1: Thursday, January 14, 2021

Day 28: Friday, December 18, 2020

TOTALS:

4 Weeks: The summation of each date range (Day 1 - Day 28)

NOV 20: The total at month end

NOTE: Sold = Total sold in the month

Market Changes

Day 1's New Listings, Price Increase, Price Decreases and Back on Market

7 Day Sold Comparison


Compares the sold amount and volume in the last 7 days against the same timeframe in the prior year and days 8 - days 14.

7 Day Sold Analysis

% Changed: The variance in amount and volume between day 1 - day 7 and;

Prior Year

Day 8 - Day 14

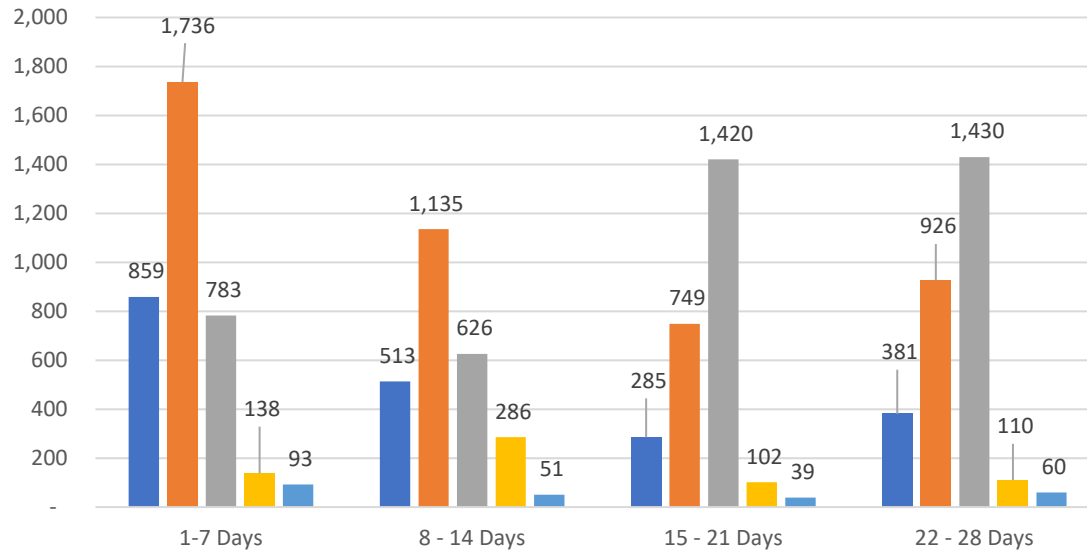


4 WEEK REAL ESTATE MARKET REPORT

TAMPA BAY - SINGLE FAMILY HOMES

Thursday, January 14, 2021

as of: 1/15/2021



		TOTALS	
		4 Weeks	NO
Active		2,038	6,1
Pending		4,546	9,1
Sold*		4,259	5,1
Canceled		636	
Temp Off Market		243	

		*Total sales in	
Market Changes	1/14/2021	% 4 Weeks	
New Listings	223	11%	
Price Increase	201	4%	
Prices Decrease	82	2%	
Back on Market*	58	9%	

*Back on Market can be from these sources - Pending, Temp (Cancelled and Expired Listing)

7 Day Sold Comparison


Closed in last 7 days	\$	#
Thursday, January 14, 2021	26,687,250	68
Wednesday, January 13, 2021	32,437,764	96
Tuesday, January 12, 2021	55,444,940	133
Monday, January 11, 2021	63,164,384	172
Sunday, January 10, 2021	1,673,890	6
Saturday, January 09, 2021	2,791,000	8
Friday, January 08, 2021	112,065,257	300
TOTAL	294,264,485	783

Closed prior year	\$	#
Tuesday, January 14, 2020	39,169,462	99
Monday, January 13, 2020	50,266,183	137
Sunday, January 12, 2020	374,500	2
Saturday, January 11, 2020	775,786	4
Friday, January 10, 2020	84,823,615	272
Thursday, January 09, 2020	35,793,796	112
Wednesday, January 08, 2020	34,503,802	91
TOTAL	245,707,144	717

7 Day Sold Analy

% Changed	\$
Prior Year	20%
8 - 14 Days	17%





IV 20

571

077

341

March

Active

Off Market,


rsis

#

9%

25%

.LAS
INIZATION
PASCO
INIZATION

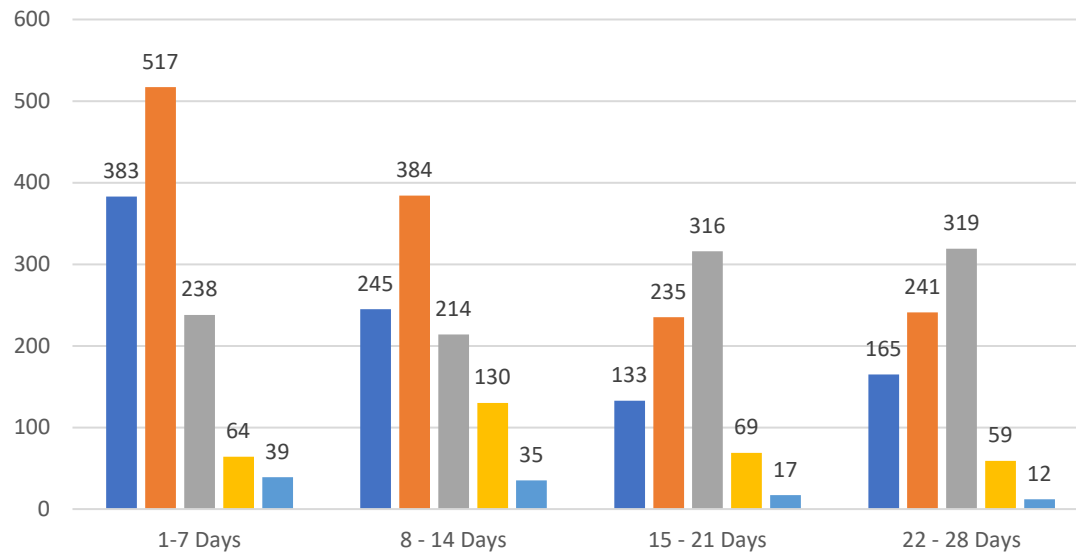


4 WEEK REAL ESTATE MARKET REPORT

TAMPA BAY - CONDOMINIUM

Thursday, January 14, 2021

as of: 1/15/2021



		TOTALS	
		4 Weeks	NO
Active		926	3,
Pending		1,377	3,
Sold*		1,087	1,
Canceled		322	
Temp Off Market		103	

		*Total sales in	
Market Changes	1/14/2021	% 4 Weeks	
New Listings	68	7%	
Price Increase	2	0%	
Prices Decrease	33	3%	
Back on Market*	12	4%	

*Back on Market can be from these sources - Pending, Temp (Cancelled and Expired Listing)

7 Day Sold Comparison


Closed in last 7 days	\$	#
Thursday, January 14, 2021	4,779,800	21
Wednesday, January 13, 2021	9,095,000	31
Tuesday, January 12, 2021	9,754,547	34
Monday, January 11, 2021	16,860,050	56
Sunday, January 10, 2021	554,000	3
Saturday, January 09, 2021	457,000	2
Friday, January 08, 2021	27,986,319	91
	69,486,716	238

Closed prior year	\$	#
Tuesday, January 14, 2020	4,883,756	17
Monday, January 13, 2020	10,598,610	27
Sunday, January 12, 2020	220,000	3
Saturday, January 11, 2020	620,000	2
Friday, January 10, 2020	14,835,777	66
Thursday, January 09, 2020	7,107,031	22
Wednesday, January 08, 2020	8,082,250	31
	46,347,424	168

7 Day Sold Analy

% Changed	\$
Prior Year	50%
8 - 14 Days	12%





IV 20

779

282

794

March

Active

Off Market,


asis



42%

-13%

.LAS
INIZATION
PASCO
INIZATION

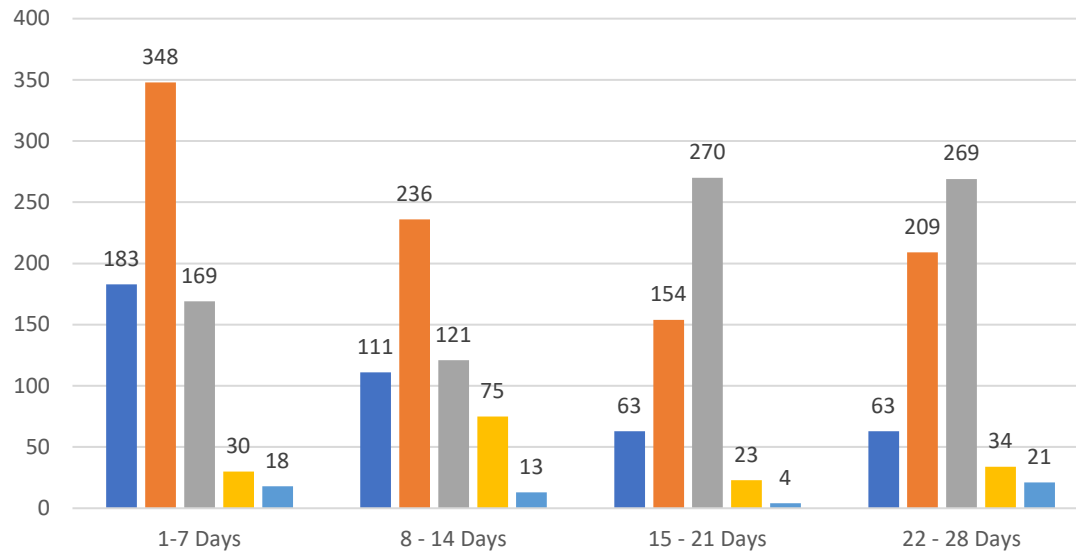


4 WEEK REAL ESTATE MARKET REPORT

PINELLAS COUNTY - SINGLE FAMILY HOMES

Thursday, January 14, 2021

as of: 1/15/2021



		TOTALS	
		4 Weeks	NO
Active		420	1,
Pending		947	1,
Sold*		829	1,
Canceled		162	
Temp Off Market		56	

		*Total sales in	
Market Changes	1/14/2021	% 4 Weeks	
New Listings	54	13%	
Price Increase	5	1%	
Prices Decrease	24	3%	
Back on Market*	13	8%	

*Back on Market can be from these sources - Pending, Temp (Cancelled and Expired Listing)

7 Day Sold Comparison


Closed in last 7 days	\$	#
Thursday, January 14, 2021	5,557,599	15
Wednesday, January 13, 2021	9,985,062	26
Tuesday, January 12, 2021	14,869,096	30
Monday, January 11, 2021	11,953,694	32
Sunday, January 10, 2021	576,000	2
Saturday, January 09, 2021	125,900	1
Friday, January 08, 2021	23,823,847	63
	66,891,198	169

Closed prior year	\$	#
Tuesday, January 14, 2020	4,247,050	11
Monday, January 13, 2020	11,627,799	36
Sunday, January 12, 2020	-	0
Saturday, January 11, 2020	-	0
Friday, January 10, 2020	19,203,284	64
Thursday, January 09, 2020	8,012,505	23
Wednesday, January 08, 2020	8,249,500	18
	51,340,138	152

7 Day Sold Analy

% Changed	\$
Prior Year	30%
8 - 14 Days	55%





IV 20

396

681

165

March

Active


Off Market,

asis

#

11%

40%

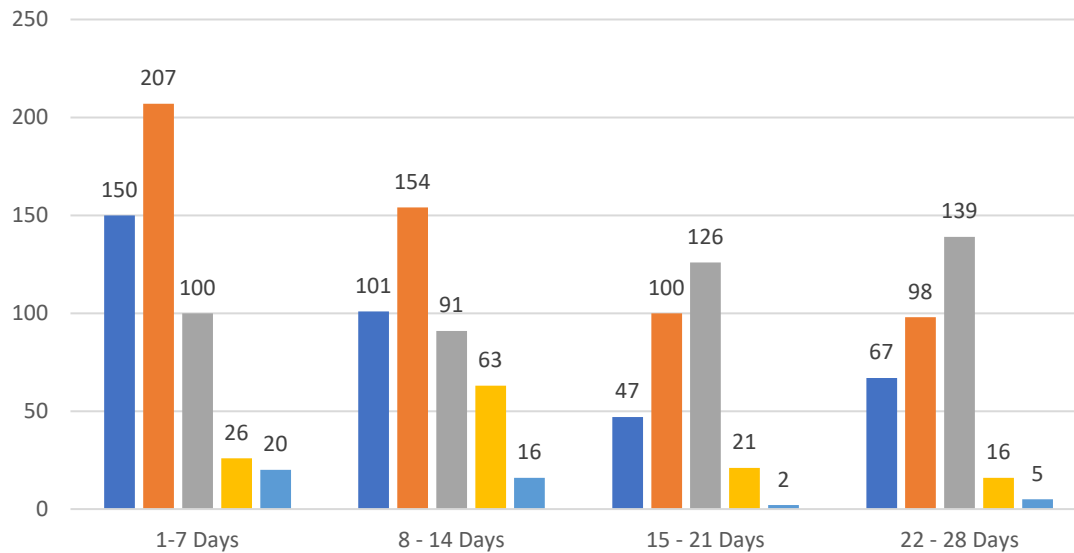


4 WEEK REAL ESTATE MARKET REPORT

PINELLAS COUNTY - CONDOMINIUM

Thursday, January 14, 2021

as of: 1/15/2021



		TOTALS	
		4 Weeks	NO
Active		365	1,
Pending		559	1,
Sold*		456	6
Canceled		126	
Temp Off Market		43	

		*Total sales in	
Market Changes	1/14/2021	% 4 Weeks	
New Listings	22	6%	
Price Increase	1	0%	
Prices Decrease	20	4%	
Back on Market*	8	6%	

*Back on Market can be from these sources - Pending, Temp (Cancelled and Expired Listing)

7 Day Sold Comparison


Closed in last 7 days	\$	#
Thursday, January 14, 2021	3,199,400	12
Wednesday, January 13, 2021	2,544,000	10
Tuesday, January 12, 2021	3,690,847	13
Monday, January 11, 2021	6,146,400	20
Sunday, January 10, 2021	295,000	1
Saturday, January 09, 2021	-	0
Friday, January 08, 2021	11,679,535	44
	27,555,182	100

Closed prior year	\$	#
Tuesday, January 14, 2020	855,000	4
Monday, January 13, 2020	2,338,500	10
Sunday, January 12, 2020	71,500	1
Saturday, January 11, 2020	620,000	2
Friday, January 10, 2020	4,522,801	26
Thursday, January 09, 2020	1,701,015	8
Wednesday, January 08, 2020	3,280,500	10
	13,389,316	61

7 Day Sold Analy

% Changed	\$
Prior Year	106%
8 - 14 Days	-8%





IV 20

494

157

98

March

Active

Off Market,


asis

#

64%

10%

.LAS
INIZATION
PASCO
INIZATION

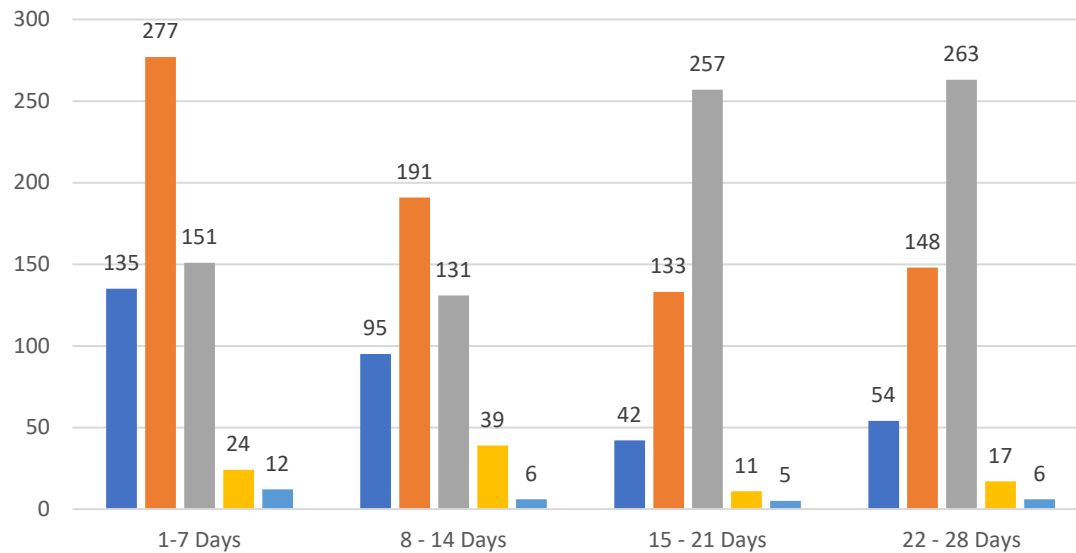


4 WEEK REAL ESTATE MARKET REPORT

PASCO COUNTY - SINGLE FAMILY HOMES

Thursday, January 14, 2021

as of: 1/15/2021



		TOTALS	
		4 Weeks	NO
Active		326	0,
Pending		749	1,
Sold*		802	1,
Canceled		91	
Temp Off Market		29	

		*Total sales in	
Market Changes	1/14/2021	% 4 Weeks	
New Listings	43	13%	
Price Increase	36	5%	
Prices Decrease	11	1%	
Back on Market*	11	12%	

*Back on Market can be from these sources - Pending, Temp (Cancelled and Expired Listing)

7 Day Sold Comparison


Closed in last 7 days	\$	#
Thursday, January 14, 2021	4,068,244	12
Wednesday, January 13, 2021	4,979,175	20
Tuesday, January 12, 2021	6,852,743	27
Monday, January 11, 2021	9,215,625	33
Sunday, January 10, 2021	306,000	1
Saturday, January 09, 2021	577,000	2
Friday, January 08, 2021	15,886,842	56
	41,885,629	151

Closed prior year	\$	#
Tuesday, January 14, 2020	2,386,390	12
Monday, January 13, 2020	2,444,320	15
Sunday, January 12, 2020	132,000	1
Saturday, January 11, 2020	362,400	2
Friday, January 10, 2020	11,422,799	41
Thursday, January 09, 2020	3,938,396	15
Wednesday, January 08, 2020	3,186,603	14
	23,872,908	100

7 Day Sold Analy

% Changed	\$
Prior Year	75%
8 - 14 Days	1%





IV 20

928

615

009

March

Active

Off Market,


asis

#

51%

15%

.LAS
INIZATION
PASCO
INIZATION

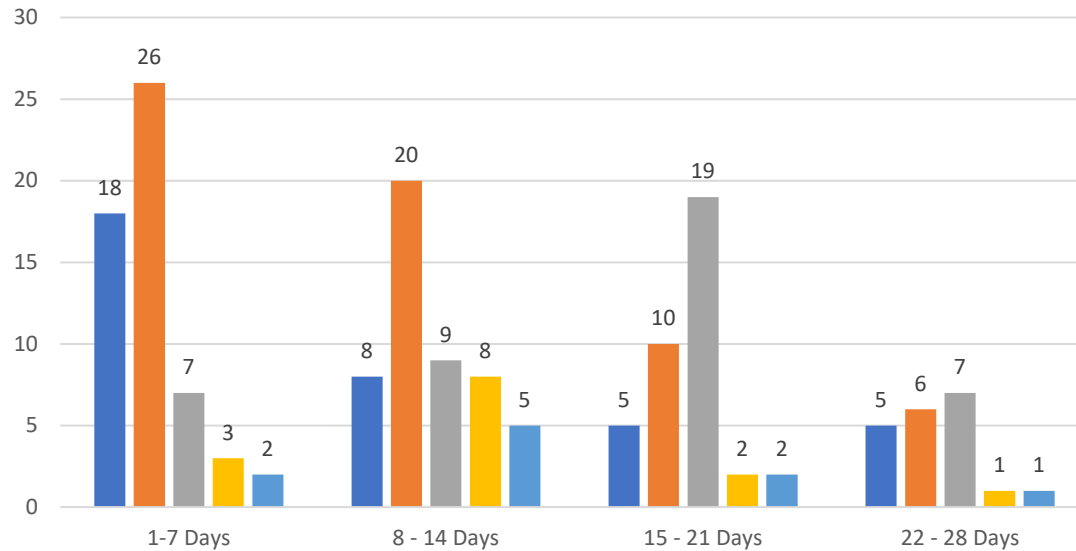


4 WEEK REAL ESTATE MARKET REPORT

PASCO COUNTY - CONDOMINIUM

Thursday, January 14, 2021

as of: 1/15/2021



		TOTALS	
		4 Weeks	NO
Active		36	2
Pending		62	2
Sold*		42	1
Canceled		14	
Temp Off Market		10	

		*Total sales in	
Market Changes	1/14/2021	% 4 Weeks	
New Listings	1	3%	
Price Increase	0	0%	
Prices Decrease	2	5%	
Back on Market*	0	0%	

*Back on Market can be from these sources - Pending, Temp (Cancelled and Expired Listing)

7 Day Sold Comparison


Closed in last 7 days	\$	#
Thursday, January 14, 2021	-	0
Wednesday, January 13, 2021	-	0
Tuesday, January 12, 2021	72,000	1
Monday, January 11, 2021	253,750	2
Sunday, January 10, 2021	89,000	1
Saturday, January 09, 2021	82,000	1
Friday, January 08, 2021	183,000	2
	679,750	7

Closed prior year	\$	#
Tuesday, January 14, 2020	204,500	2
Monday, January 13, 2020	175,000	2
Sunday, January 12, 2020	-	0
Saturday, January 11, 2020	-	0
Friday, January 10, 2020	348,000	4
Thursday, January 09, 2020	143,000	1
Wednesday, January 08, 2020	207,000	1
	1,077,500	10

7 Day Sold Analy

% Changed	\$
Prior Year	-37%
8 - 14 Days	-41%





IV 20

.24

.39

.58

March

Active

Off Market,

asis




#

-30%

-22%

.LAS
INIZATION
PASCO
INIZATION

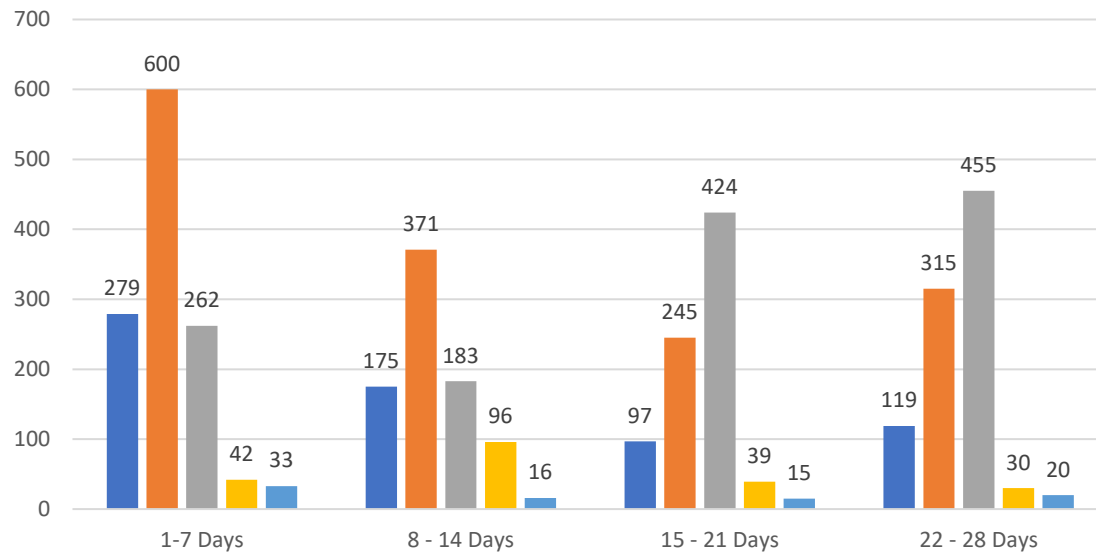


4 WEEK REAL ESTATE MARKET REPORT

HILLSBOROUGH COUNTY - SINGLE FAMILY HOMES

Thursday, January 14, 2021

as of: 1/15/2021



		TOTALS	
		4 Weeks	NO
Active		670	1,000
Pending		1,531	2,000
Sold*		1,324	1,000
Canceled		207	
Temp Off Market		84	

*Total sales in

Market Changes	1/14/2021	% 4 Weeks
New Listings	70	10%
Price Increase	60	4%
Prices Decrease	26	2%
Back on Market*	22	11%

*Back on Market can be from these sources - Pending, Temp (Cancelled and Expired Listing)

7 Day Sold Comparison


Closed in last 7 days	\$	#
Thursday, January 14, 2021	7,377,375	17
Wednesday, January 13, 2021	10,347,780	29
Tuesday, January 12, 2021	15,008,951	44
Monday, January 11, 2021	22,487,515	64
Sunday, January 10, 2021	541,900	2
Saturday, January 09, 2021	1,035,000	2
Friday, January 08, 2021	41,759,544	104
	98,558,065	262

Closed prior year	\$	#
Tuesday, January 14, 2020	12,468,862	41
Monday, January 13, 2020	18,414,685	49
Sunday, January 12, 2020	242,500	1
Saturday, January 11, 2020	413,386	2
Friday, January 10, 2020	28,511,590	90
Thursday, January 09, 2020	12,468,042	43
Wednesday, January 08, 2020	9,949,650	28
	82,468,715	254

7 Day Sold Analy

% Changed	\$
Prior Year	20%
8 - 14 Days	38%





IV 20

915

984

891

March

Active

Off Market,


asis

#

3%

43%

.LAS
INIZATION
PASCO
INIZATION

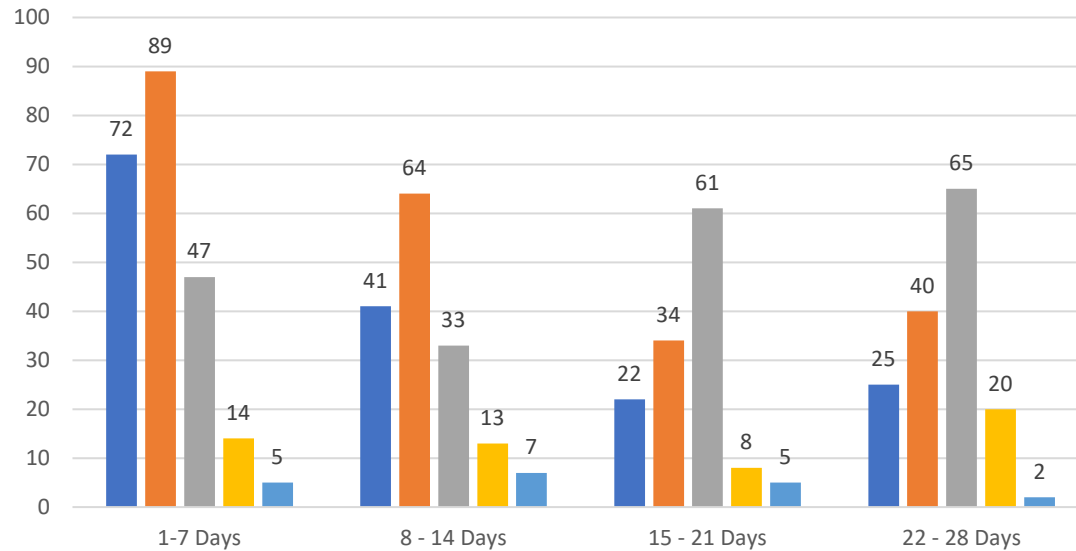


4 WEEK REAL ESTATE MARKET REPORT

HILLSBOROUGH COUNTY - CONDOMINIUM

Thursday, January 14, 2021

as of: 1/15/2021



		TOTALS	
		4 Weeks	NO
Active		160	6
Pending		227	8
Sold*		206	5
Canceled		55	
Temp Off Market		19	

		*Total sales in	
Market Changes	1/14/2021	% 4 Weeks	
New Listings	15	9%	
Price Increase	0	0%	
Prices Decrease	4	2%	
Back on Market*	1	2%	

*Back on Market can be from these sources - Pending, Temp (Cancelled and Expired Listing)

7 Day Sold Comparison


Closed in last 7 days	\$	#
Thursday, January 14, 2021	425,000	2
Wednesday, January 13, 2021	684,800	5
Tuesday, January 12, 2021	1,762,000	7
Monday, January 11, 2021	3,349,900	14
Sunday, January 10, 2021	170,000	1
Saturday, January 09, 2021	-	0
Friday, January 08, 2021	3,392,300	18
	9,784,000	47

Closed prior year	\$	#
Tuesday, January 14, 2020	894,400	4
Monday, January 13, 2020	1,320,500	6
Sunday, January 12, 2020	86,500	1
Saturday, January 11, 2020	-	0
Friday, January 10, 2020	2,571,900	9
Thursday, January 09, 2020	997,000	3
Wednesday, January 08, 2020	1,107,400	9
	6,977,700	32

7 Day Sold Analy

% Changed	\$
Prior Year	40%
8 - 14 Days	78%






W 20
70
17
08

March
Active

Off Market,

rsis

#
47%
-48%

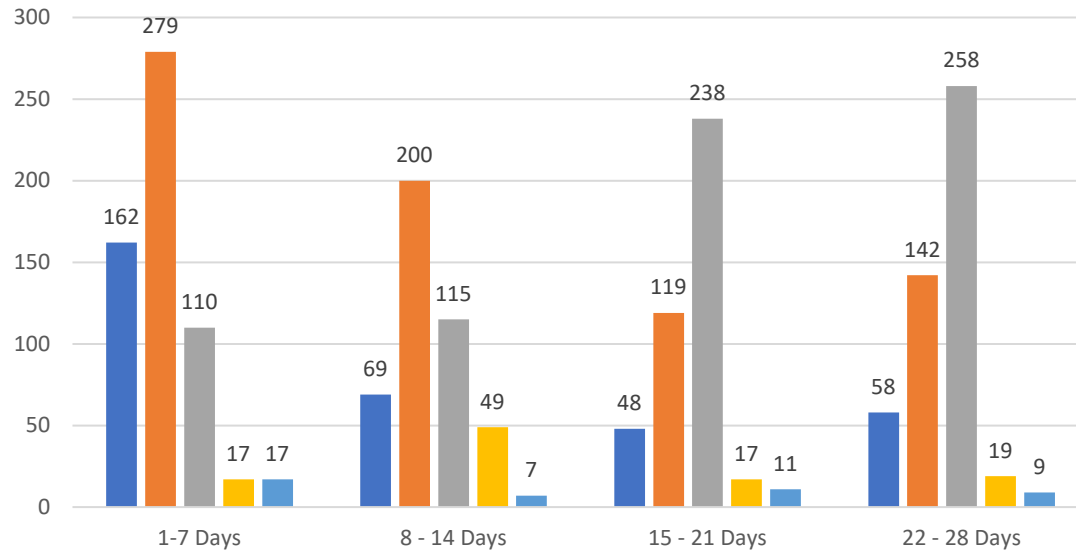


4 WEEK REAL ESTATE MARKET REPORT

SARASOTA COUNTY - SINGLE FAMILY HOMES

Thursday, January 14, 2021

as of: 1/15/2021



		TOTALS	
		4 Weeks	NO
Active		337	1,100
Pending		740	1,100
Sold*		721	3
Canceled		102	
Temp Off Market		44	

		*Total sales in	
Market Changes	1/14/2021	% 4 Weeks	
New Listings	35	10%	
Price Increase	48	6%	
Prices Decrease	13	2%	
Back on Market*	8	8%	

*Back on Market can be from these sources - Pending, Temp (Cancelled and Expired Listing)

7 Day Sold Comparison


Closed in last 7 days	\$	#
Thursday, January 14, 2021	5,555,996	15
Wednesday, January 13, 2021	4,076,250	12
Tuesday, January 12, 2021	8,443,000	14
Monday, January 11, 2021	11,486,375	25
Sunday, January 10, 2021	-	0
Saturday, January 09, 2021	1,053,100	3
Friday, January 08, 2021	15,601,666	41
Total	46,216,387	110

Closed prior year	\$	#
Tuesday, January 14, 2020	9,995,400	19
Monday, January 13, 2020	10,030,779	20
Sunday, January 12, 2020	-	0
Saturday, January 11, 2020	-	0
Friday, January 10, 2020	12,074,892	40
Thursday, January 09, 2020	5,763,664	17
Wednesday, January 08, 2020	4,897,149	20
Total	42,761,884	116

7 Day Sold Analy

% Changed	\$
Prior Year	8%
8 - 14 Days	-4%





IV 20

354

636

.16

March

Active

Off Market,

rsis




#

-5%

-4%

.LAS
INIZATION
PASCO
INIZATION

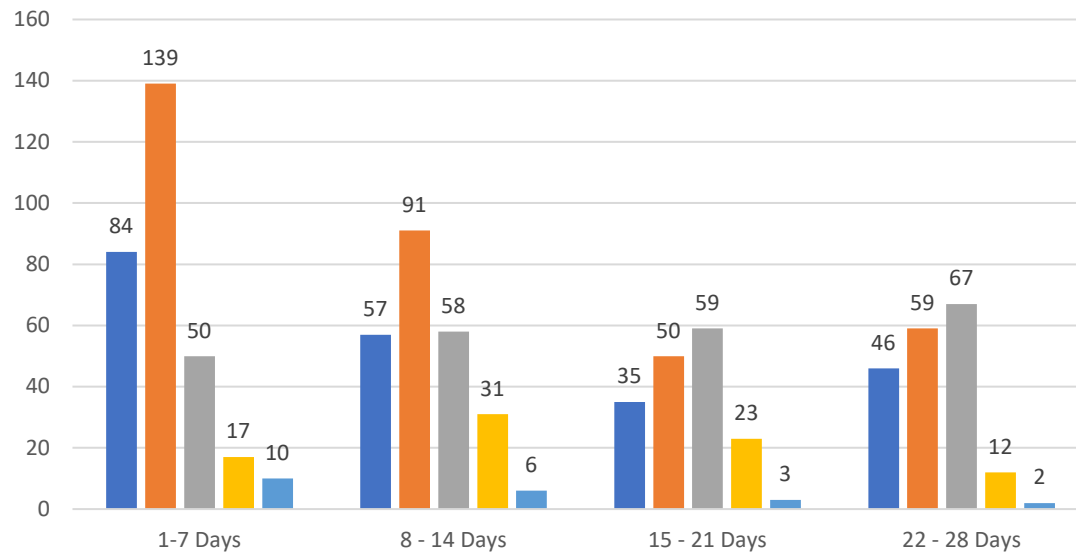


4 WEEK REAL ESTATE MARKET REPORT

SARASOTA COUNTY -CONDOMINIUM

Thursday, January 14, 2021

as of: 1/15/2021



		TOTALS	
		4 Weeks	NO
Active		222	0,
Pending		339	7
Sold*		234	1
Canceled		83	
Temp Off Market		21	

		*Total sales in	
Market Changes	1/14/2021	% 4 Weeks	
New Listings	21	9%	
Price Increase	1	0%	
Prices Decrease	4	2%	
Back on Market*	2	2%	

*Back on Market can be from these sources - Pending, Temp (Cancelled and Expired Listing)

7 Day Sold Comparison


Closed in last 7 days	\$	#
Thursday, January 14, 2021	726,900	4
Wednesday, January 13, 2021	4,110,000	8
Tuesday, January 12, 2021	3,356,700	8
Monday, January 11, 2021	4,027,500	9
Sunday, January 10, 2021	-	0
Saturday, January 09, 2021	375,000	1
Friday, January 08, 2021	10,987,994	20
TOTAL	23,584,094	50

Closed prior year	\$	#
Tuesday, January 14, 2020	2,610,956	4
Monday, January 13, 2020	6,439,610	7
Sunday, January 12, 2020	-	0
Saturday, January 11, 2020	-	0
Friday, January 10, 2020	4,871,951	12
Thursday, January 09, 2020	3,754,116	6
Wednesday, January 08, 2020	2,272,000	4
TOTAL	19,948,633	33

7 Day Sold Analy

% Changed	\$
Prior Year	18%
8 - 14 Days	23%





IV 20

926

'18

.58

March

Active

Off Market,


asis

#

52%

-14%

.LAS
INIZATION
PASCO
INIZATION

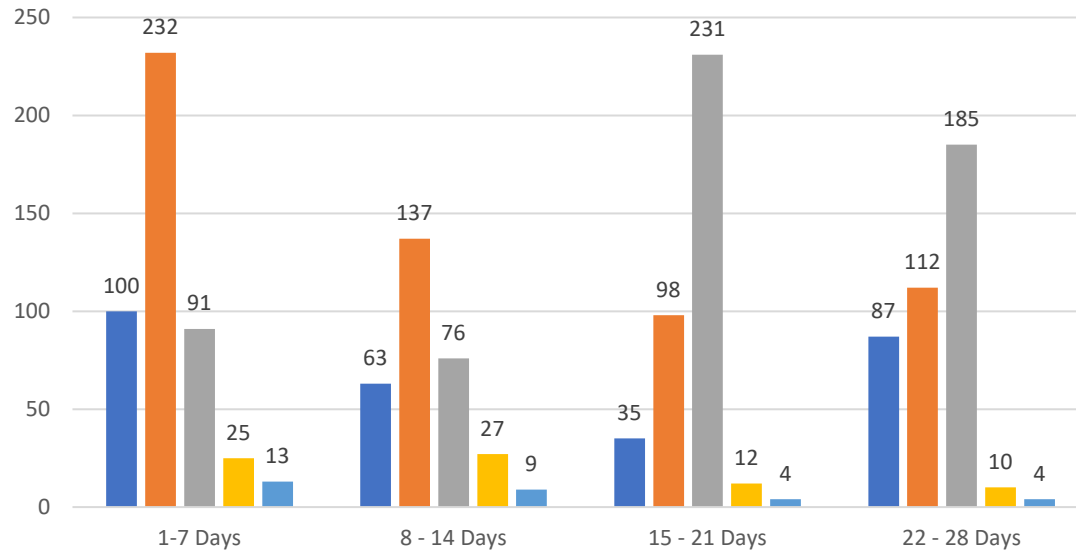


4 WEEK REAL ESTATE MARKET REPORT

MANATEE COUNTY - SINGLE FAMILY HOMES

Thursday, January 14, 2021

as of: 1/15/2021



		TOTALS	
		4 Weeks	NO
Active		285	0,
Pending		579	1,
Sold*		583	0,
Canceled		74	
Temp Off Market		30	

		*Total sales in	
Market Changes	1/14/2021	% 4 Weeks	
New Listings	21	7%	
Price Increase	52	9%	
Prices Decrease	8	1%	
Back on Market*	4	5%	

*Back on Market can be from these sources - Pending, Temp (Cancelled and Expired Listing)

7 Day Sold Comparison


Closed in last 7 days	\$	#
Thursday, January 14, 2021	4,128,036	9
Wednesday, January 13, 2021	3,049,497	9
Tuesday, January 12, 2021	10,271,150	18
Monday, January 11, 2021	8,021,175	18
Sunday, January 10, 2021	249,990	1
Saturday, January 09, 2021	-	0
Friday, January 08, 2021	14,993,358	36
	40,713,206	91

Closed prior year	\$	#
Tuesday, January 14, 2020	10,071,760	16
Monday, January 13, 2020	7,748,600	17
Sunday, January 12, 2020	-	0
Saturday, January 11, 2020	-	0
Friday, January 10, 2020	13,611,050	37
Thursday, January 09, 2020	5,611,189	14
Wednesday, January 08, 2020	8,220,900	11
	45,263,499	95

7 Day Sold Analy

% Changed	\$
Prior Year	-10%
8 - 14 Days	-13%





IV 20

978

161

960

March

Active

Off Market,


rsis

#

-4%

20%

.LAS
INIZATION
PASCO
INIZATION

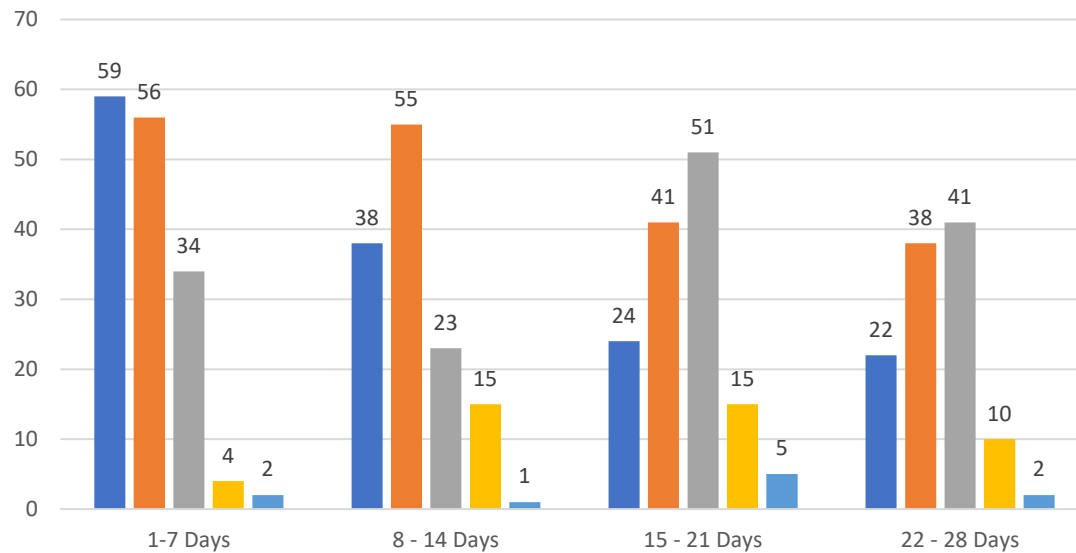


4 WEEK REAL ESTATE MARKET REPORT

MANATEE COUNTY - CONDOMINIUM

Thursday, January 14, 2021

as of: 1/15/2021



		TOTALS	
		4 Weeks	NO
Active		143	4
Pending		190	3
Sold*		149	2
Canceled		44	
Temp Off Market		10	

		*Total sales in	
Market Changes	1/14/2021	% 4 Weeks	
New Listings	9	6%	
Price Increase	0	0%	
Prices Decrease	3	2%	
Back on Market*	1	2%	

*Back on Market can be from these sources - Pending, Temp (Cancelled and Expired Listing)

7 Day Sold Comparison


Closed in last 7 days	\$	#
Thursday, January 14, 2021	428,500	3
Wednesday, January 13, 2021	1,756,200	8
Tuesday, January 12, 2021	873,000	5
Monday, January 11, 2021	3,082,500	11
Sunday, January 10, 2021	-	0
Saturday, January 09, 2021	-	0
Friday, January 08, 2021	1,743,490	7
Total	7,883,690	34

Closed prior year	\$	#
Tuesday, January 14, 2020	318,900	3
Monday, January 13, 2020	325,000	2
Sunday, January 12, 2020	62,000	1
Saturday, January 11, 2020	-	0
Friday, January 10, 2020	2,521,125	15
Thursday, January 09, 2020	511,900	4
Wednesday, January 08, 2020	1,215,350	7
Total	4,954,275	32

7 Day Sold Analy

% Changed	\$
Prior Year	59%
8 - 14 Days	30%





IV 20

.65

.51

.72

March

Active

Off Market,

rsis

#

6%

48%

.LAS
INIZATION
PASCO
INIZATION