



4 WEEK REAL ESTATE MARKET REPORT

Thursday, April 11, 2024

As of: Friday, April 12, 2024

- 1 Report Breakdown
- 2 Cumulative Tampa Bay Report - Single Family Home
- 3 Cumulative Tampa Bay Report - Condominium
- 4 Pinellas County - Single Family Home
- 5 Pinellas County - Condominium
- 6 Pasco County - Single Family Home
- 7 Pasco County - Condominium
- 8 Hillsborough County - Single Family Home
- 9 Hillsborough County - Condominium
- 10 Sarasota County - Single Family Home
- 11 Sarasota County - Condominium
- 12 Manatee County - Single Family Home
- 13 Manatee County - Condominium



4 WEEK REAL ESTATE MARKET REPORT

REPORT BREAKDOWN

Thursday, April 11, 2024

as of: 4/12/2024

Day 1	Thursday, April 11, 2024
Day 2	Wednesday, April 10, 2024
Day 3	Tuesday, April 9, 2024
Day 4	Monday, April 8, 2024
Day 5	Sunday, April 7, 2024
Day 6	Saturday, April 6, 2024
Day 7	Friday, April 5, 2024
Day 8	Thursday, April 4, 2024
Day 9	Wednesday, April 3, 2024
Day 10	Tuesday, April 2, 2024
Day 11	Monday, April 1, 2024
Day 12	Sunday, March 31, 2024
Day 13	Saturday, March 30, 2024
Day 14	Friday, March 29, 2024
Day 15	Thursday, March 28, 2024
Day 16	Wednesday, March 27, 2024
Day 17	Tuesday, March 26, 2024
Day 18	Monday, March 25, 2024
Day 19	Sunday, March 24, 2024
Day 20	Saturday, March 23, 2024
Day 21	Friday, March 22, 2024
Day 22	Thursday, March 21, 2024
Day 23	Wednesday, March 20, 2024
Day 24	Tuesday, March 19, 2024
Day 25	Monday, March 18, 2024
Day 26	Sunday, March 17, 2024
Day 27	Saturday, March 16, 2024
Day 28	Friday, March 15, 2024

REPORT BREAKDOWN

GRAPH:

Active - Newly listed during the date range
 Pending - Status changed to 'pending' during the date range
 Sold - Closed during the date range
 Canceled - Canceled during the date range
 Temp off Market - Status changed to 'temp' off market' during the date range

The date ranges are not cumulative.
 Day 1: Thursday, April 11, 2024
 Day 28: Friday, March 15, 2024

TOTALS:

4 Weeks: The summation of each date range (Day 1 - Day 28)
 DEC 23: The total at month end
NOTE: Sold = Total sold in the month

Market Changes


Day 1's New Listings, Price Increase, Price Decreases and Back on Market
 Manatee County - Single Family Home

7 Day Sold Comparison

Compares the sold amount and volume in the last 7 days against the same timeframe in the prior year and days 8 - days 14.

7 Day Sold Analysis

% Changed: The variance in amount and volume between day 1 - day 7 and;
 Prior Year
 Day 8 - Day 14

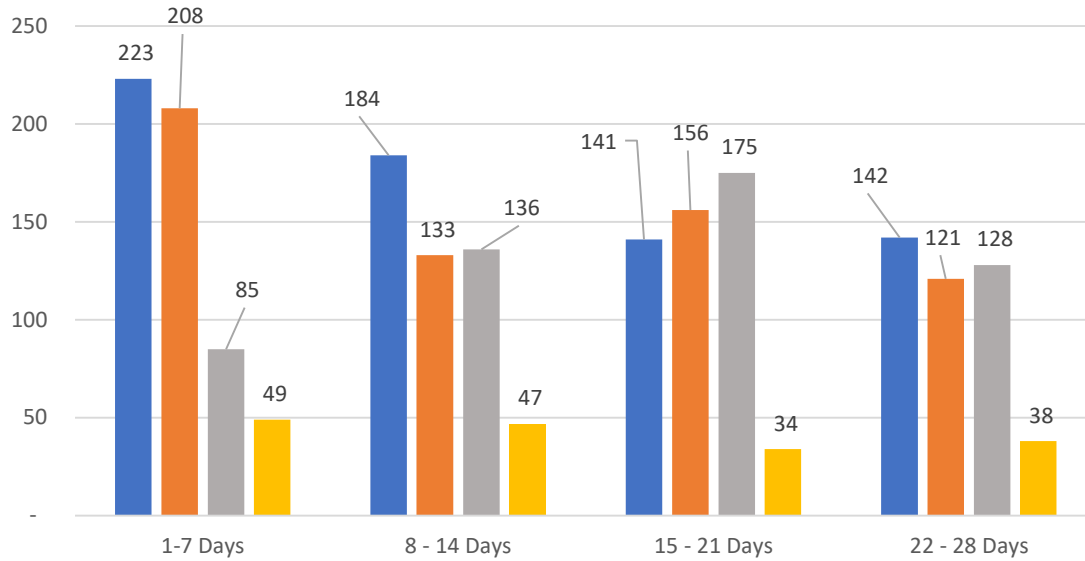


4 WEEK REAL ESTATE MARKET REPORT

TAMPA BAY - SINGLE FAMILY HOMES

Thursday, April 11, 2024

as of: 4/12/2024



7 Day Sold Comparison

Closed in last 7 days	\$	#
Thursday, April 11, 2024	46,939,738	85
Wednesday, April 10, 2024	118,712,085	148
Tuesday, April 9, 2024	65,855,262	119
Monday, April 8, 2024	90,143,915	136
Sunday, April 7, 2024	898,536	2
Saturday, April 6, 2024	3,647,855	8
Friday, April 5, 2024	159,351,992	259
TOTAL	485,549,383	757

Closed Prior Year	\$	#
Wednesday, April 12, 2023	95,106,087	140
Tuesday, April 11, 2023	81,846,580	145
Monday, April 10, 2023	101,943,023	198
Sunday, April 9, 2023	714,505	2
Saturday, April 8, 2023	5,667,530	11
Friday, April 7, 2023	121,157,256	212
Thursday, April 6, 2023	101,242,142	191
TOTAL	507,677,123	899

TOTALS

	4 Weeks	DEC 23
Active	690	12,984
Pending	618	5,417
Sold*	524	3,466
Canceled	168	
Temp Off Market	2,000	

Market Changes	4/11/2024	% 4 Weeks Active
New Listings	382	55%
Price Increase	60	10%
Prices Decrease	411	78%
Back on Market*	65	39%

*Back on Market can be from these sources - Pending, Temp Off Market, Cancelled and Expired Listing)

7 Day Sold Analysis

% Changed	\$	#
Prior Year	-4%	-16%
8 - 14 Days	-27%	-28%



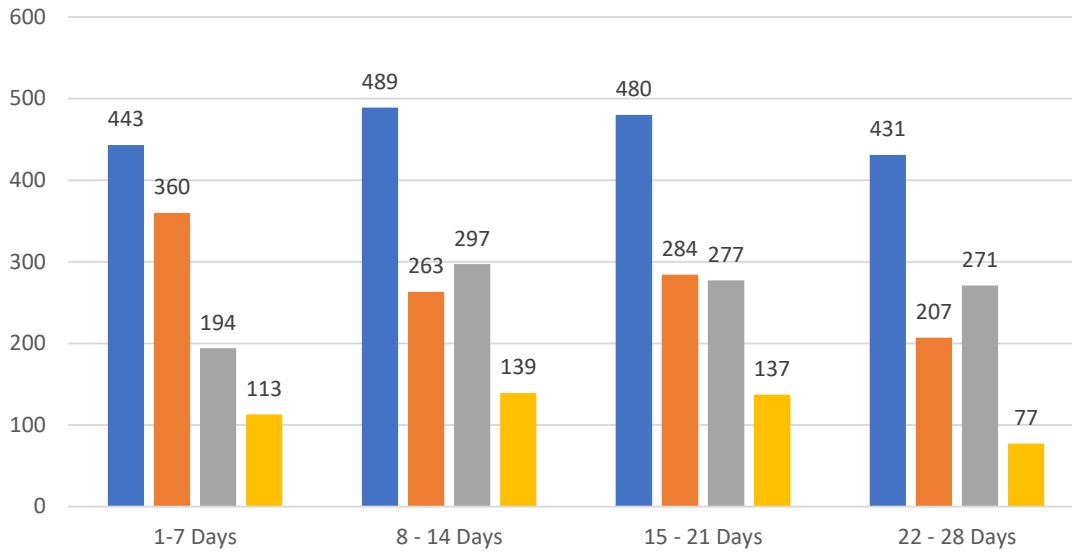


4 WEEK REAL ESTATE MARKET REPORT

TAMPA BAY - CONDOMINIUM

Thursday, April 11, 2024

as of: 4/12/2024



7 Day Sold Comparison

Closed in last 7 days	\$	#
Thursday, April 11, 2024	8,352,500	22
Wednesday, April 10, 2024	15,094,661	33
Tuesday, April 9, 2024	11,263,500	26
Monday, April 8, 2024	26,970,700	50
Sunday, April 7, 2024	1,395,000	1
Saturday, April 6, 2024	1,260,000	2
Friday, April 5, 2024	23,395,700	60
TOTAL	87,732,061	194

Closed Prior Year	\$	#
Wednesday, April 12, 2023	25,443,856	43
Tuesday, April 11, 2023	14,506,261	37
Monday, April 10, 2023	30,257,800	43
Sunday, April 9, 2023	-	0
Saturday, April 8, 2023	-	0
Friday, April 7, 2023	22,573,490	63
Thursday, April 6, 2023	25,997,250	54
TOTAL	118,778,657	240

	TOTALS	
	4 Weeks	DEC 23
Active	1,843	6,149
Pending	1,114	2,249
Sold*	1,039	1,249
Canceled	466	
Temp Off Market	4,462	

Market Changes	4/11/2024	% 4 Weeks Active
New Listings	95	5%
Price Increase	3	0%
Prices Decrease	159	15%
Back on Market*	22	5%

*Back on Market can be from these sources - Pending, Temp Off Market, Cancelled and Expired Listing)

7 Day Sold Analysis

% Changed	\$	#
Prior Year	-26%	-19%
8 - 14 Days	-87%	-49%



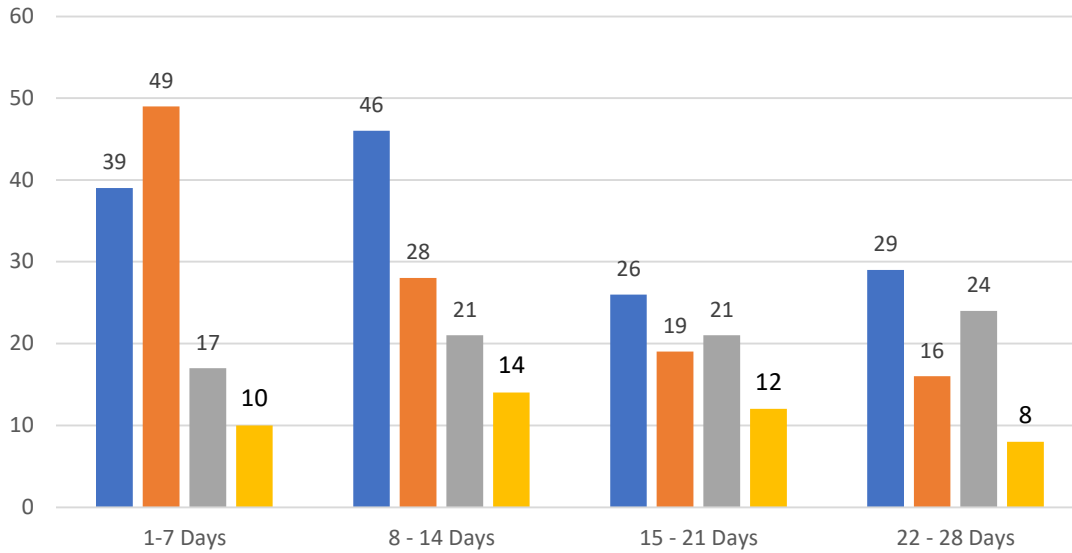


4 WEEK REAL ESTATE MARKET REPORT

PINELLAS COUNTY - SINGLE FAMILY HOMES

Thursday, April 11, 2024

as of: 4/12/2024



7 Day Sold Comparison

Closed in last 7 days	\$	#
Thursday, April 11, 2024	13,485,500	20
Wednesday, April 10, 2024	31,874,900	29
Tuesday, April 9, 2024	18,306,480	30
Monday, April 8, 2024	25,006,770	38
Sunday, April 7, 2024	-	-
Saturday, April 6, 2024	450,000	1
Friday, April 5, 2024	43,536,009	58
TOTAL	132,659,659	176

Closed Prior Year	\$	#
Wednesday, April 12, 2023	31,159,500	37
Tuesday, April 11, 2023	26,263,699	37
Monday, April 10, 2023	24,335,253	42
Sunday, April 9, 2023	-	0
Saturday, April 8, 2023	3,107,000	3
Friday, April 7, 2023	24,662,975	48
Thursday, April 6, 2023	23,090,300	42
TOTAL	132,618,727	209

	TOTALS	
	4 Weeks	DEC 23
Active	140	2,356
Pending	112	0,845
Sold*	83	0,711
Canceled	44	
Temp Off Market	379	

Market Changes	4/11/2024	% 4 Weeks Active
New Listings	101	72%
Price Increase	2	2%
Prices Decrease	93	112%
Back on Market*	17	39%

*Back on Market can be from these sources - Pending, Temp Off Market, Cancelled and Expired Listing)

7 Day Sold Analysis

% Changed	\$	#
Prior Year	0%	-16%
8 - 14 Days	-80%	-19%



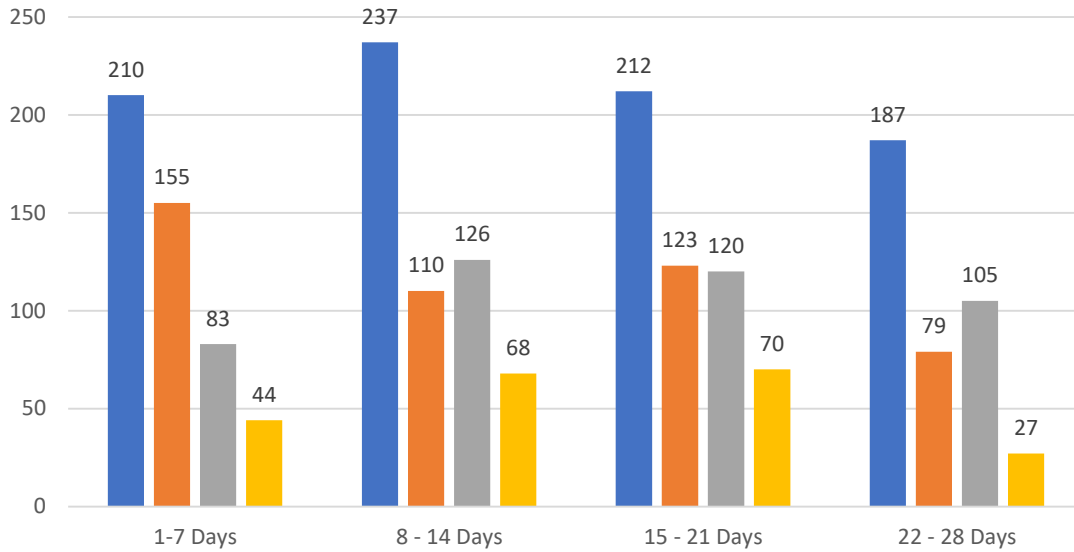


4 WEEK REAL ESTATE MARKET REPORT

PINELLAS COUNTY - CONDOMINIUM

Thursday, April 11, 2024

as of: 4/12/2024



7 Day Sold Comparison

Closed in last 7 days	\$	#
Thursday, April 11, 2024	1,457,000	7
Wednesday, April 10, 2024	5,114,450	10
Tuesday, April 9, 2024	4,203,000	14
Monday, April 8, 2024	12,227,500	23
Sunday, April 7, 2024	1,395,000	1
Saturday, April 6, 2024	1,260,000	2
Friday, April 5, 2024	10,809,900	26
TOTAL	36,466,850	83

Closed Prior Year	\$	#
Wednesday, April 12, 2023	8,002,750	22
Tuesday, April 11, 2023	5,211,561	13
Monday, April 10, 2023	14,790,000	21
Sunday, April 9, 2023	-	0
Saturday, April 8, 2023	-	0
Friday, April 7, 2023	9,720,990	27
Thursday, April 6, 2023	14,140,000	27
TOTAL	51,865,301	110

TOTALS

	4 Weeks	DEC 23
Active	846	2,469
Pending	467	0,664
Sold*	434	428
Canceled	209	
Temp Off Market	1,956	

Market Changes

	4/11/2024	% 4 Weeks Active
New Listings	52	6%
Price Increase	1	0%
Prices Decrease	84	19%
Back on Market*	8	4%

*Back on Market can be from these sources - Pending, Temp Off Market, Cancelled and Expired Listing)

7 Day Sold Analysis

% Changed	\$	#
Prior Year	-30%	-25%
8 - 14 Days	-95%	-34%



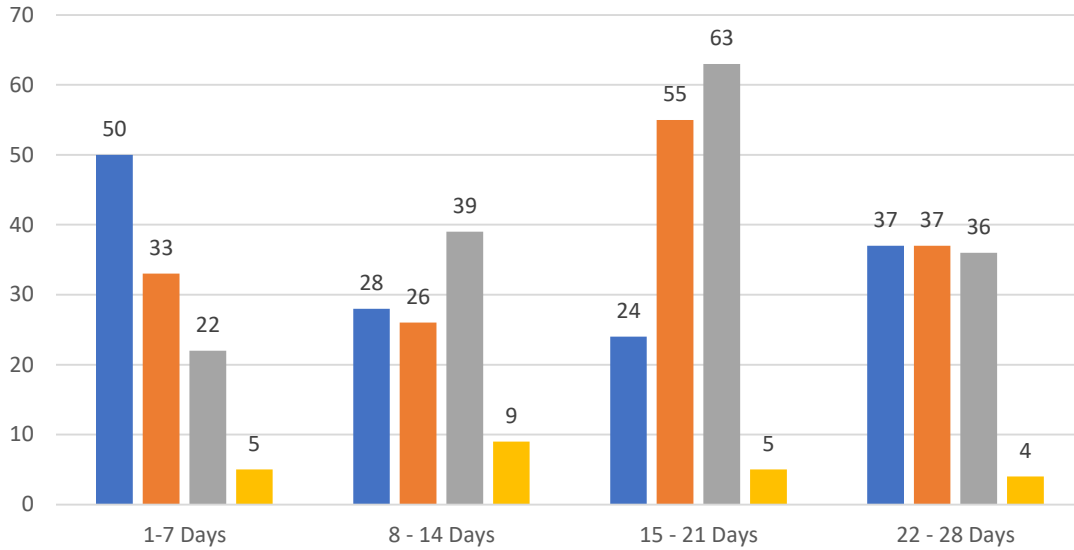


4 WEEK REAL ESTATE MARKET REPORT

PASCO COUNTY - SINGLE FAMILY HOMES

Thursday, April 11, 2024

as of: 4/12/2024



7 Day Sold Comparison

Closed in last 7 days	\$	#
Thursday, April 11, 2024	7,684,429	18
Wednesday, April 10, 2024	11,609,430	24
Tuesday, April 9, 2024	11,152,221	29
Monday, April 8, 2024	7,974,145	20
Sunday, April 7, 2024	423,536	1
Saturday, April 6, 2024	2,232,855	5
Friday, April 5, 2024	17,123,880	41
TOTAL	58,200,496	138

Closed Prior Year	\$	#
Wednesday, April 12, 2023	9,717,480	26
Tuesday, April 11, 2023	12,579,973	30
Monday, April 10, 2023	13,140,899	30
Sunday, April 9, 2023	364,505	1
Saturday, April 8, 2023	514,000	2
Friday, April 7, 2023	12,512,078	28
Thursday, April 6, 2023	11,123,870	30
TOTAL	59,952,805	147

	TOTALS	
	4 Weeks	DEC 23
Active	139	2,187
Pending	151	1,239
Sold*	160	0,834
Canceled	23	
Temp Off Market	473	

Market Changes	4/11/2024	% 4 Weeks Active
New Listings	68	49%
Price Increase	3	2%
Prices Decrease	71	44%
Back on Market*	6	26%

*Back on Market can be from these sources - Pending, Temp Off Market, Cancelled and Expired Listing)

7 Day Sold Analysis

% Changed	\$	#
Prior Year	-3%	-6%
8 - 14 Days	-91%	-15%



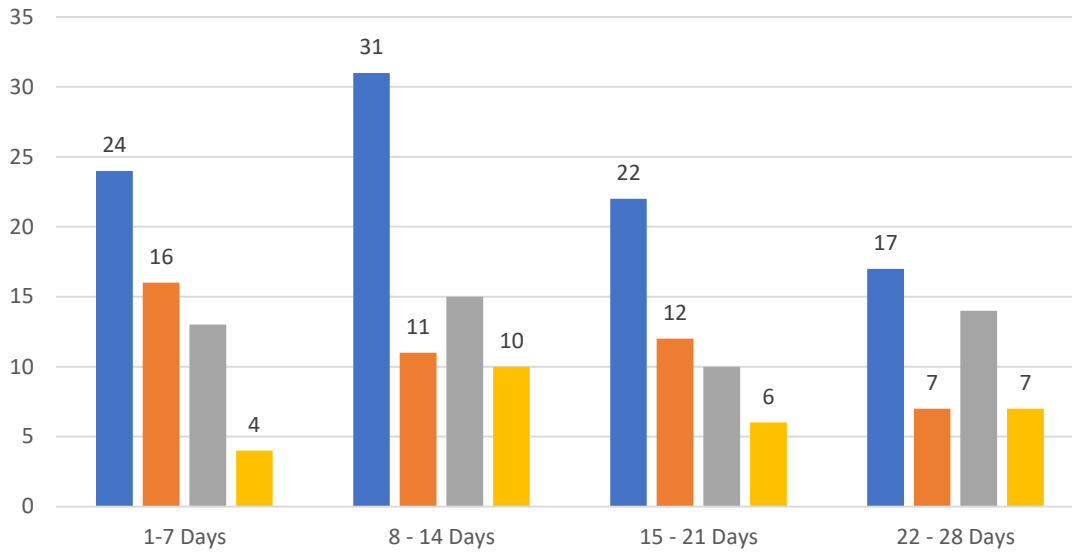


4 WEEK REAL ESTATE MARKET REPORT

PASCO COUNTY - CONDOMINIUM

Thursday, April 11, 2024

as of: 4/12/2024



	TOTALS	
	4 Weeks	DEC 23
Active	94	538
Pending	46	441
Sold*	52	191
Canceled	27	
Temp Off Market	219	

Market Changes	4/11/2024	% 4 Weeks Active
New Listings	5	5%
Price Increase	0	0%
Prices Decrease	5	10%
Back on Market*	0	0%

*Back on Market can be from these sources - Pending, Temp Off Market, Cancelled and Expired Listing)

7 Day Sold Comparison

Closed in last 7 days	\$	#
Thursday, April 11, 2024	336,000	1
Wednesday, April 10, 2024	537,400	3
Tuesday, April 9, 2024	-	-
Monday, April 8, 2024	788,975	4
Sunday, April 7, 2024	-	-
Saturday, April 6, 2024	-	-
Friday, April 5, 2024	909,000	5
Total	2,571,375	13

Closed Prior Year	\$	#
Wednesday, April 12, 2023	200,000	1
Tuesday, April 11, 2023	-	0
Monday, April 10, 2023	150,000	1
Sunday, April 9, 2023	-	0
Saturday, April 8, 2023	-	0
Friday, April 7, 2023	840,900	5
Thursday, April 6, 2023	425,900	3
Total	1,616,800	10

7 Day Sold Analysis

% Changed	\$	#
Prior Year	59%	30%
8 - 14 Days	-100%	-13%



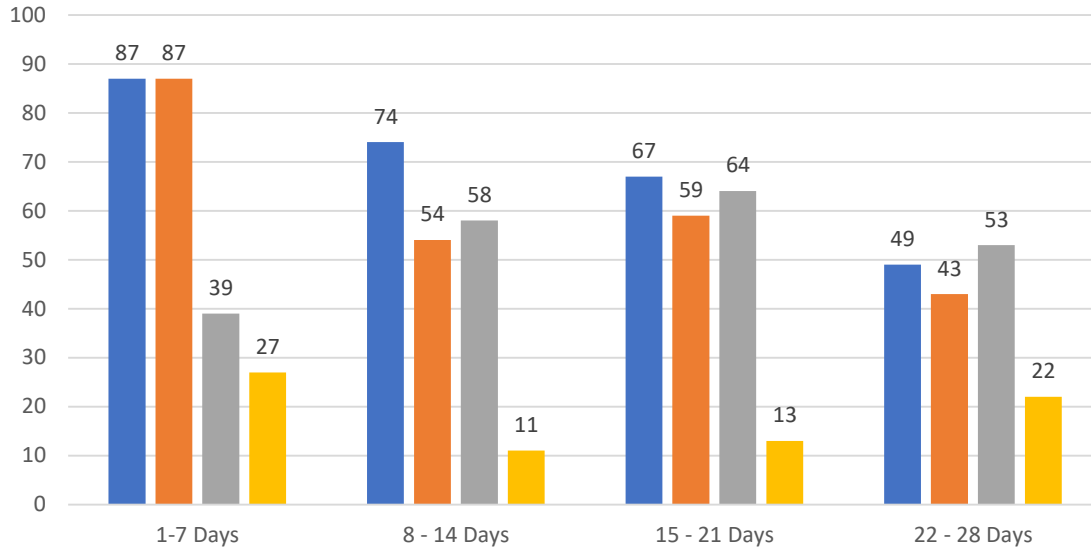


4 WEEK REAL ESTATE MARKET REPORT

HILLSBOROUGH COUNTY - SINGLE FAMILY HOMES

Thursday, April 11, 2024

as of: 4/12/2024



	TOTALS	
	4 Weeks	DEC 23
Active	277	3,282
Pending	243	1,646
Sold*	214	1,090
Canceled	73	
Temp Off Market	807	

Market Changes	4/11/2024	% 4 Weeks Active
New Listings	116	42%
Price Increase	18	7%
Prices Decrease	97	45%
Back on Market*	24	33%

*Back on Market can be from these sources - Pending, Temp Off Market, Cancelled and Expired Listing)

7 Day Sold Comparison

Closed in last 7 days	\$	#
Thursday, April 11, 2024	10,362,976	24
Wednesday, April 10, 2024	25,851,815	46
Tuesday, April 9, 2024	13,823,325	33
Monday, April 8, 2024	23,135,330	39
Sunday, April 7, 2024	-	-
Saturday, April 6, 2024	965,000	2
Friday, April 5, 2024	51,135,241	94
TOTAL	125,273,687	238

Closed Prior Year	\$	#
Wednesday, April 12, 2023	18,440,922	38
Tuesday, April 11, 2023	15,254,190	38
Monday, April 10, 2023	36,949,791	78
Sunday, April 9, 2023	350,000	1
Saturday, April 8, 2023	1,101,530	3
Friday, April 7, 2023	34,969,185	65
Thursday, April 6, 2023	28,913,488	65
TOTAL	135,979,106	288

7 Day Sold Analysis

% Changed	\$	#
Prior Year	-8%	-17%
8 - 14 Days	-81%	-25%



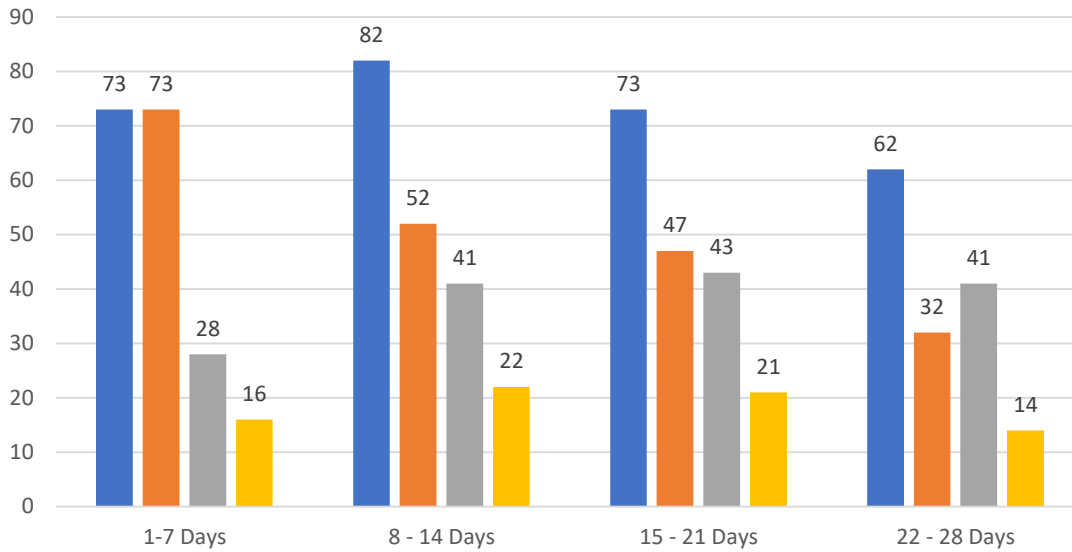


4 WEEK REAL ESTATE MARKET REPORT

HILLSBOROUGH COUNTY - CONDOMINIUM

Thursday, April 11, 2024

as of: 4/12/2024



TOTALS		
	4 Weeks	DEC 23
Active	290	1111
Pending	204	458
Sold*	153	282
Canceled	73	
Temp Off Market	720	

Market Changes	4/11/2024	% 4 Weeks Active
New Listings	7	2%
Price Increase	1	0%
Prices Decrease	18	12%
Back on Market*	4	5%

*Back on Market can be from these sources - Pending, Temp Off Market, Cancelled and Expired Listing)

7 Day Sold Comparison

Closed in last 7 days	\$	#
Thursday, April 11, 2024	1,183,500	3
Wednesday, April 10, 2024	1,741,000	7
Tuesday, April 9, 2024	649,000	2
Monday, April 8, 2024	2,301,325	8
Sunday, April 7, 2024	-	-
Saturday, April 6, 2024	-	-
Friday, April 5, 2024	2,338,800	8
Total	8,213,625	28

Closed Prior Year	\$	#
Wednesday, April 12, 2023	3,381,706	5
Tuesday, April 11, 2023	2,835,300	6
Monday, April 10, 2023	2,978,900	8
Sunday, April 9, 2023	-	0
Saturday, April 8, 2023	-	0
Friday, April 7, 2023	3,465,900	7
Thursday, April 6, 2023	3,575,500	7
Total	16,237,306	33

7 Day Sold Analysis

% Changed	\$	#
Prior Year	-49%	-15%
8 - 14 Days	-99%	-78%



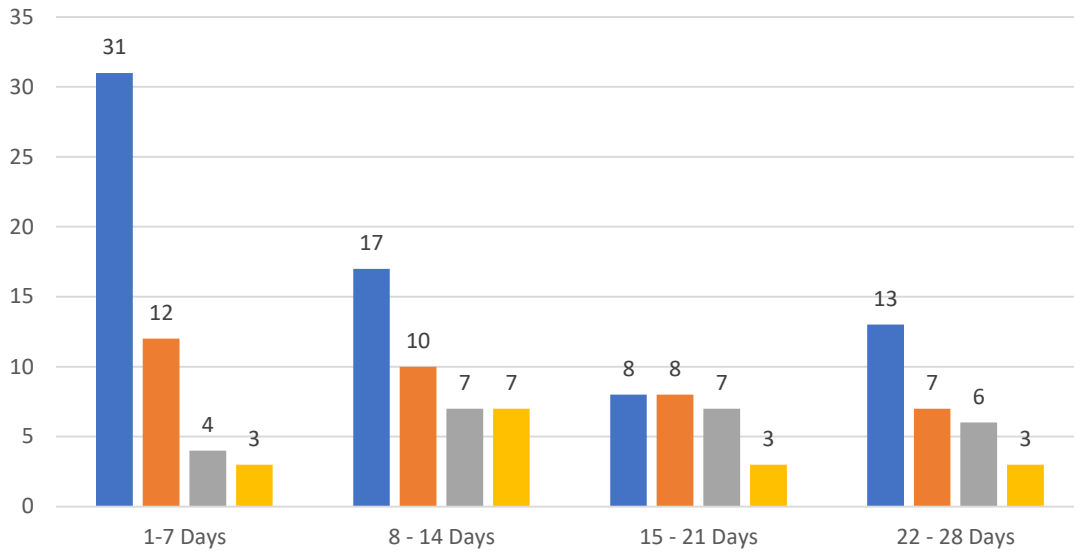


4 WEEK REAL ESTATE MARKET REPORT

SARASOTA COUNTY - SINGLE FAMILY HOMES

Thursday, April 11, 2024

as of: 4/12/2024



TOTALS		
	4 Weeks	DEC 23
Active	69	2,938
Pending	37	0,849
Sold*	24	239
Canceled	16	
Temp Off Market	146	

Market Changes	4/11/2024	% 4 Weeks Active
New Listings	51	74%
Price Increase	4	11%
Prices Decrease	61	254%
Back on Market*	9	56%

*Back on Market can be from these sources - Pending, Temp Off Market, Cancelled and Expired Listing)

7 Day Sold Comparison

Closed in last 7 days	\$	#
Thursday, April 11, 2024	8,497,833	14
Wednesday, April 10, 2024	26,182,050	23
Tuesday, April 9, 2024	15,241,441	18
Monday, April 8, 2024	18,914,300	22
Sunday, April 7, 2024	475,000	1
Saturday, April 6, 2024	-	-
Friday, April 5, 2024	25,915,106	38
TOTAL	95,225,730	116

Closed Prior Year	\$	#
Wednesday, April 12, 2023	11,994,930	18
Tuesday, April 11, 2023	14,400,143	15
Monday, April 10, 2023	18,146,408	29
Sunday, April 9, 2023	-	0
Saturday, April 8, 2023	945,000	3
Friday, April 7, 2023	21,914,210	35
Thursday, April 6, 2023	18,943,327	32
TOTAL	86,344,018	132

7 Day Sold Analysis

% Changed	\$	#
Prior Year	10%	-12%
8 - 14 Days	-86%	-38%



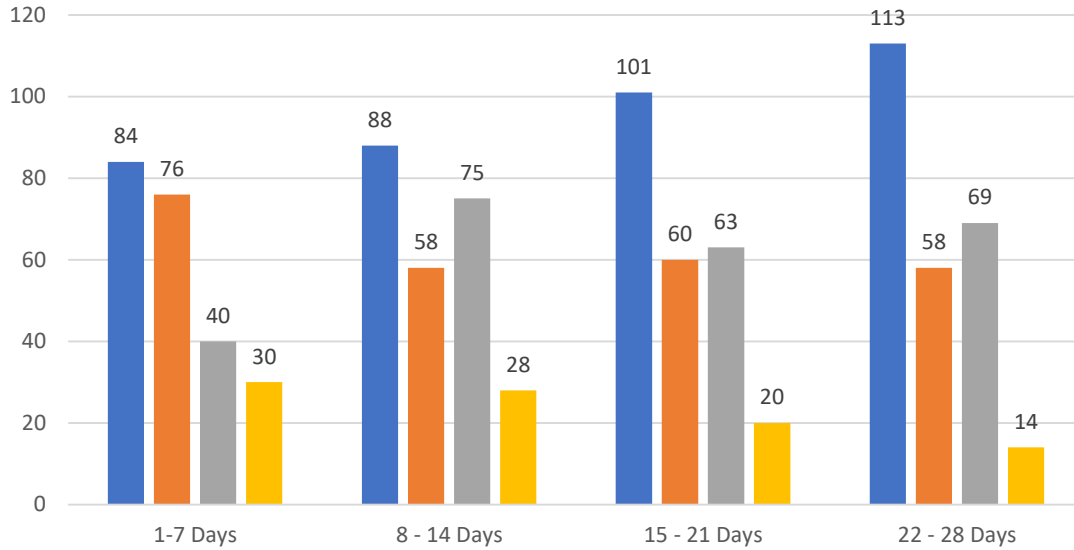


4 WEEK REAL ESTATE MARKET REPORT

SARASOTA COUNTY - CONDOMINIUM

Thursday, April 11, 2024

as of: 4/12/2024



7 Day Sold Comparison

Closed in last 7 days	\$	#
Thursday, April 11, 2024	3,837,500	7
Wednesday, April 10, 2024	2,497,311	5
Tuesday, April 9, 2024	3,726,500	6
Monday, April 8, 2024	10,021,000	10
Sunday, April 7, 2024	-	-
Saturday, April 6, 2024	-	-
Friday, April 5, 2024	6,653,000	12
TOTAL	26,735,311	40

Closed Prior Year	\$	#
Wednesday, April 12, 2023	12,348,400	11
Tuesday, April 11, 2023	3,792,400	9
Monday, April 10, 2023	5,980,400	9
Sunday, April 9, 2023	-	0
Saturday, April 8, 2023	-	0
Friday, April 7, 2023	4,331,700	13
Thursday, April 6, 2023	5,000,850	11
TOTAL	31,453,750	53

	TOTALS	
	4 Weeks	DEC 23
Active	386	1,209
Pending	252	479
Sold*	247	191
Canceled	92	
Temp Off Market	977	

Market Changes	4/11/2024	% 4 Weeks Active
New Listings	13	3%
Price Increase	1	0%
Prices Decrease	28	11%
Back on Market*	7	8%

*Back on Market can be from these sources - Pending, Temp Off Market, Cancelled and Expired Listing)

7 Day Sold Analysis

% Changed	\$	#
Prior Year	-15%	-25%
8 - 14 Days	-96%	-47%



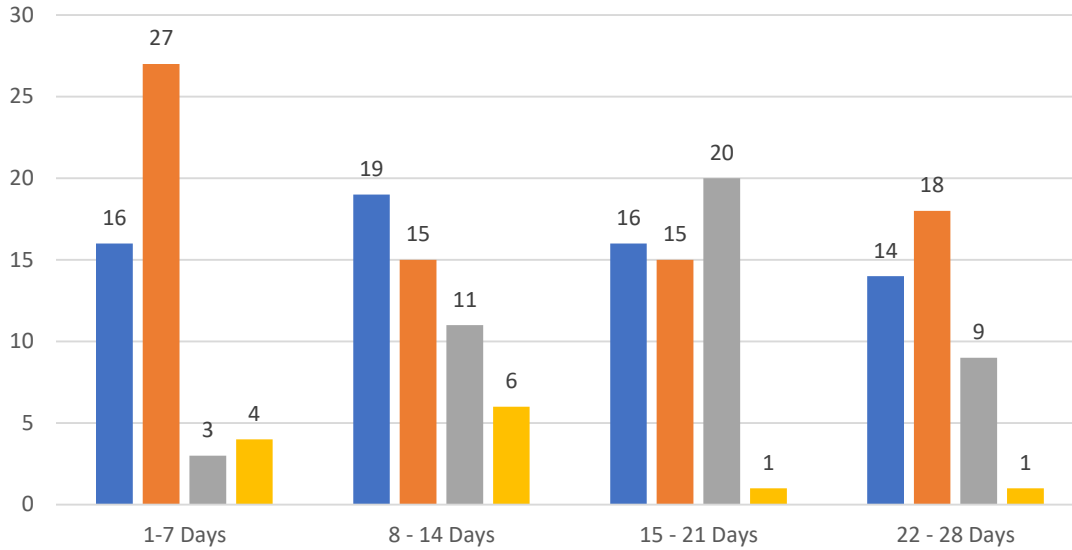


4 WEEK REAL ESTATE MARKET REPORT

MANATEE COUNTY - SINGLE FAMILY HOMES

Thursday, April 11, 2024

as of: 4/12/2024



7 Day Sold Comparison

Closed in last 7 days	\$	#
Thursday, April 11, 2024	6,909,000	9
Wednesday, April 10, 2024	23,193,890	26
Tuesday, April 9, 2024	7,331,795	9
Monday, April 8, 2024	15,113,370	17
Sunday, April 7, 2024	-	-
Saturday, April 6, 2024	-	-
Friday, April 5, 2024	21,641,756	28
TOTAL	74,189,811	89

Closed Prior Year	\$	#
Wednesday, April 12, 2023	23,793,255	21
Tuesday, April 11, 2023	13,348,575	25
Monday, April 10, 2023	9,370,672	19
Sunday, April 9, 2023	-	0
Saturday, April 8, 2023	-	0
Friday, April 7, 2023	27,098,808	36
Thursday, April 6, 2023	19,171,157	22
TOTAL	92,782,467	123

	TOTALS	
	4 Weeks	DEC 23
Active	65	2,221
Pending	75	0,838
Sold*	43	0,592
Canceled	12	
Temp Off Market	195	

Market Changes	4/11/2024	% 4 Weeks Active
New Listings	46	71%
Price Increase	33	44%
Prices Decrease	89	207%
Back on Market*	9	75%

*Back on Market can be from these sources - Pending, Temp Off Market, Cancelled and Expired Listing)

7 Day Sold Analysis

% Changed	\$	#
Prior Year	-20%	-28%
8 - 14 Days	-89%	-46%



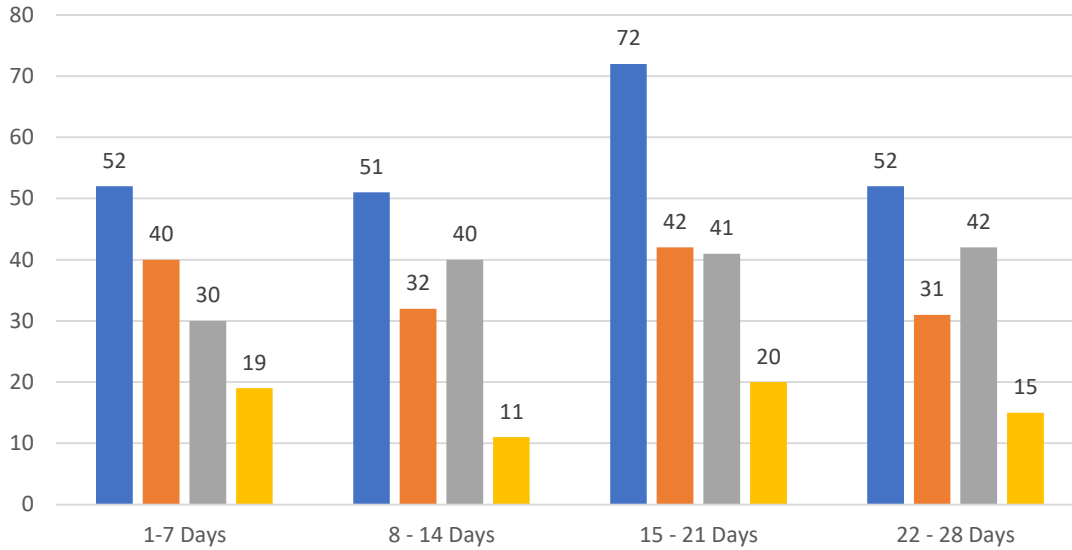


4 WEEK REAL ESTATE MARKET REPORT

MANATEE COUNTY - CONDOMINIUM

Thursday, April 11, 2024

as of: 4/12/2024



TOTALS		
	4 Weeks	DEC 23
Active	227	822
Pending	145	207
Sold*	153	157
Canceled	65	
Temp Off Market	590	

Market Changes	4/11/2024	% 4 Weeks Active
New Listings	18	8%
Price Increase	0	0%
Prices Decrease	24	16%
Back on Market*	3	5%

*Back on Market can be from these sources - Pending, Temp Off Market, Cancelled and Expired Listing)

7 Day Sold Comparison

Closed in last 7 days	\$	#
Thursday, April 11, 2024	1,538,500	4
Wednesday, April 10, 2024	5,204,500	8
Tuesday, April 9, 2024	2,685,000	4
Monday, April 8, 2024	1,631,900	5
Sunday, April 7, 2024	-	-
Saturday, April 6, 2024	-	-
Friday, April 5, 2024	2,685,000	9
Total	13,744,900	30

Closed Prior Year	\$	#
Wednesday, April 12, 2023	1,511,000	4
Tuesday, April 11, 2023	2,667,000	9
Monday, April 10, 2023	6,358,500	4
Sunday, April 9, 2023	-	0
Saturday, April 8, 2023	-	0
Friday, April 7, 2023	4,214,000	11
Thursday, April 6, 2023	2,855,000	6
Total	17,605,500	34

7 Day Sold Analysis

% Changed	\$	#
Prior Year	-22%	-12%
8 - 14 Days	-98%	-25%

