



4 WEEK REAL ESTATE MARKET REPORT

Sunday, May 12, 2024

As of: Monday, May 13, 2024

- 1 Report Breakdown
- 2 Cumulative Tampa Bay Report - Single Family Home
- 3 Cumulative Tampa Bay Report - Condominium
- 4 Pinellas County - Single Family Home
- 5 Pinellas County - Condominium
- 6 Pasco County - Single Family Home
- 7 Pasco County - Condominium
- 8 Hillsborough County - Single Family Home
- 9 Hillsborough County - Condominium
- 10 Sarasota County - Single Family Home
- 11 Sarasota County - Condominium
- 12 Manatee County - Single Family Home
- 13 Manatee County - Condominium



4 WEEK REAL ESTATE MARKET REPORT

REPORT BREAKDOWN

Sunday, May 12, 2024

as of: 5/13/2024

Day 1	Sunday, May 12, 2024
Day 2	Saturday, May 11, 2024
Day 3	Friday, May 10, 2024
Day 4	Thursday, May 9, 2024
Day 5	Wednesday, May 8, 2024
Day 6	Tuesday, May 7, 2024
Day 7	Monday, May 6, 2024
Day 8	Sunday, May 5, 2024
Day 9	Saturday, May 4, 2024
Day 10	Friday, May 3, 2024
Day 11	Thursday, May 2, 2024
Day 12	Wednesday, May 1, 2024
Day 13	Tuesday, April 30, 2024
Day 14	Monday, April 29, 2024
Day 15	Sunday, April 28, 2024
Day 16	Saturday, April 27, 2024
Day 17	Friday, April 26, 2024
Day 18	Thursday, April 25, 2024
Day 19	Wednesday, April 24, 2024
Day 20	Tuesday, April 23, 2024
Day 21	Monday, April 22, 2024
Day 22	Sunday, April 21, 2024
Day 23	Saturday, April 20, 2024
Day 24	Friday, April 19, 2024
Day 25	Thursday, April 18, 2024
Day 26	Wednesday, April 17, 2024
Day 27	Tuesday, April 16, 2024
Day 28	Monday, April 15, 2024

REPORT BREAKDOWN

GRAPH:

Active - Newly listed during the date range

Pending - Status changed to 'pending' during the date range

Sold - Closed during the date range

Canceled - Canceled during the date range

Temp off Market - Status changed to 'temp' off market' during the date range

The date ranges are not cumulative.

Day 1: Sunday, May 12, 2024

Day 28: Monday, April 15, 2024

TOTALS:

4 Weeks: The summation of each date range (Day 1 - Day 28)

Market Changes

Day 1's New Listings, Price Increase, Price Decreases and Back on Market

Manatee County - Single Family Home

7 Day Sold Comparison

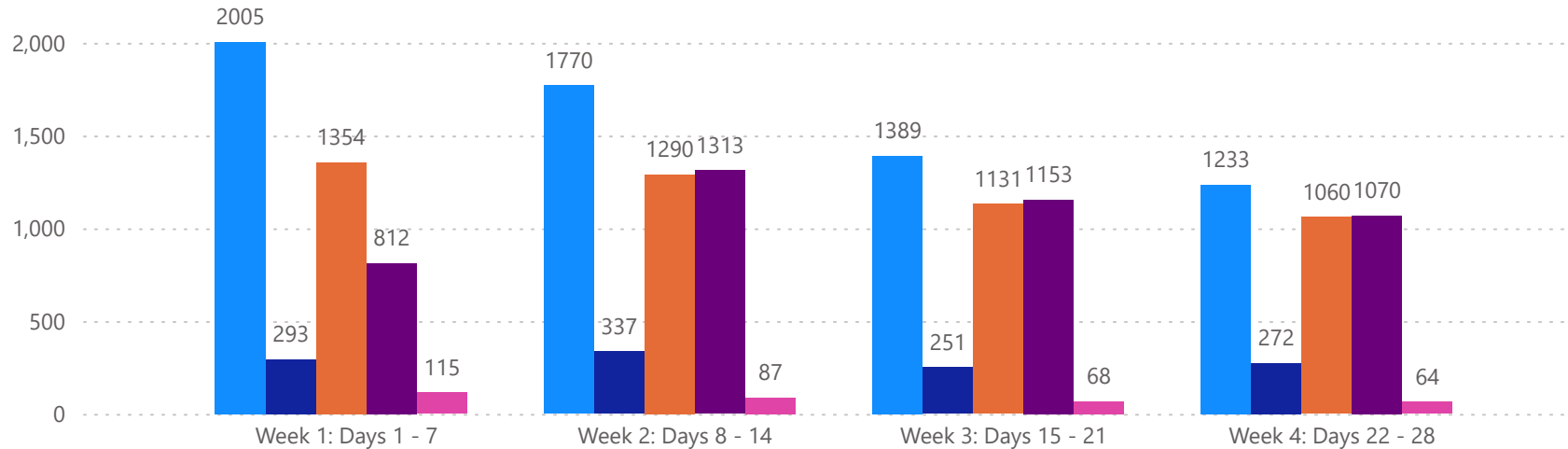
Compares the sold amount and volume in the last 7 days against the same timeframe in the prior year and days 8 - days 14.

4 WEEK REAL ESTATE MARKET REPORT

TAMPA BAY - SINGLE FAMILY HOME

5/12/2024

MLS Status ● Active ● Canceled ● Pending ● Sold ● Temporarily Off-Market



TOTALS

MLS Status	4 Week Total
Active	6397
Canceled	1153
Pending	4835
Sold	4348
Temporarily Off-Market	334

DAILY MARKET CHANGE

Category	Sum of Total
Back on the Market	74
New Listings	383
Price Decrease	340
Price Increase	46

*Back on Market can be from these sources - Pending, Temp Off Market, Cancelled and Expired Listing)

7 DAY SOLD COMPARISON

Closed Prior Year	Volume	Count
Saturday, May 11, 2024	\$1,585,000	1
Friday, May 10, 2024	\$123,246,290	201
Thursday, May 09, 2024	\$92,024,530	149
Wednesday, May 08, 2024	\$73,383,347	125
Tuesday, May 07, 2024	\$75,881,579	144
Monday, May 06, 2024	\$116,908,078	192
Total	\$483,028,824	812

Closed Prior Year	Volume	Count
Friday, May 12, 2023	\$199,178,881	353
Thursday, May 11, 2023	\$82,014,539	141
Wednesday, May 10, 2023	\$89,602,682	150
Tuesday, May 09, 2023	\$74,500,971	121
Monday, May 08, 2023	\$99,952,034	178
Sunday, May 07, 2023	\$899,500	2
Saturday, May 06, 2023	\$2,358,700	5
Total	\$548,507,307	950

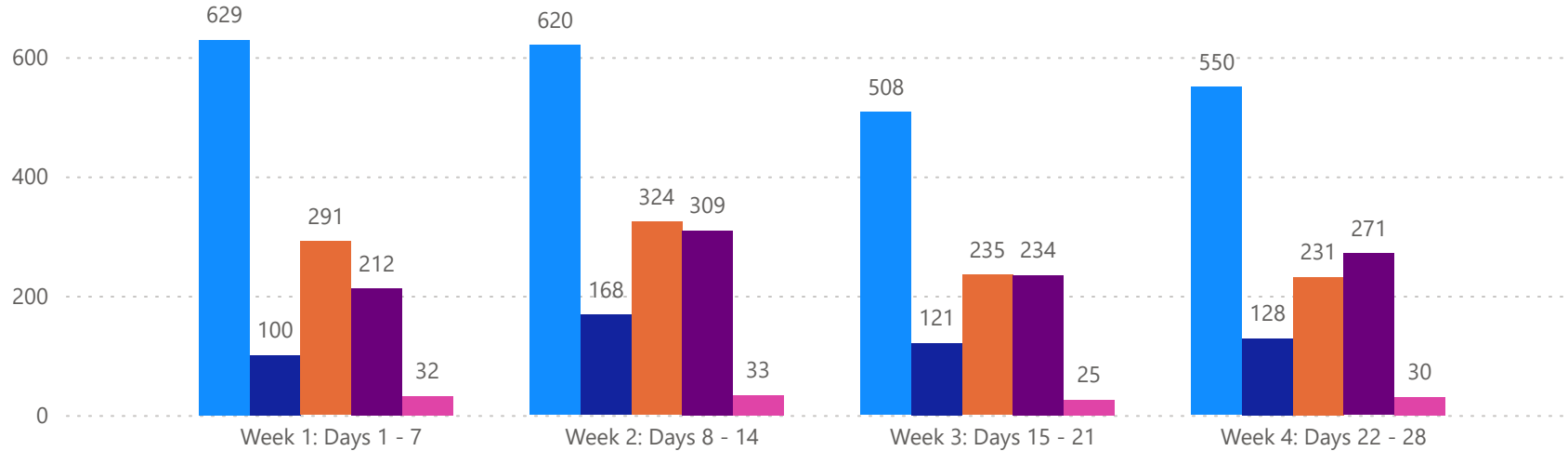


4 WEEK REAL ESTATE MARKET REPORT

TAMPA BAY - CONDO

5/12/2024

MLS Status ● Active ● Canceled ● Pending ● Sold ● Temporarily Off-Market



TOTALS

MLS Status	4 Week Total
Active	2307
Canceled	517
Pending	1081
Sold	1026
Temporarily Off-Market	120

DAILY MARKET CHANGE

Category	Sum of Total
Back on the Market	9
New Listings	81
Price Decrease	151
Price Increase	7

*Back on Market can be from these sources - Pending, Temp Off Market, Cancelled and Expired Listing)

7 DAY SOLD COMPARISON

Closed Prior Year	Volume	Count
Friday, May 10, 2024	\$22,362,500	54
Thursday, May 09, 2024	\$14,379,900	28
Wednesday, May 08, 2024	\$13,745,400	30
Tuesday, May 07, 2024	\$24,941,357	47
Monday, May 06, 2024	\$44,514,751	53
Total	\$119,943,908	212

Closed Prior Year	Volume	Count
Friday, May 12, 2023	\$32,048,098	75
Thursday, May 11, 2023	\$17,454,864	41
Wednesday, May 10, 2023	\$22,903,700	52
Tuesday, May 09, 2023	\$58,663,350	38
Monday, May 08, 2023	\$21,919,300	51
Saturday, May 06, 2023	\$413,500	2
Total	\$153,402,812	259

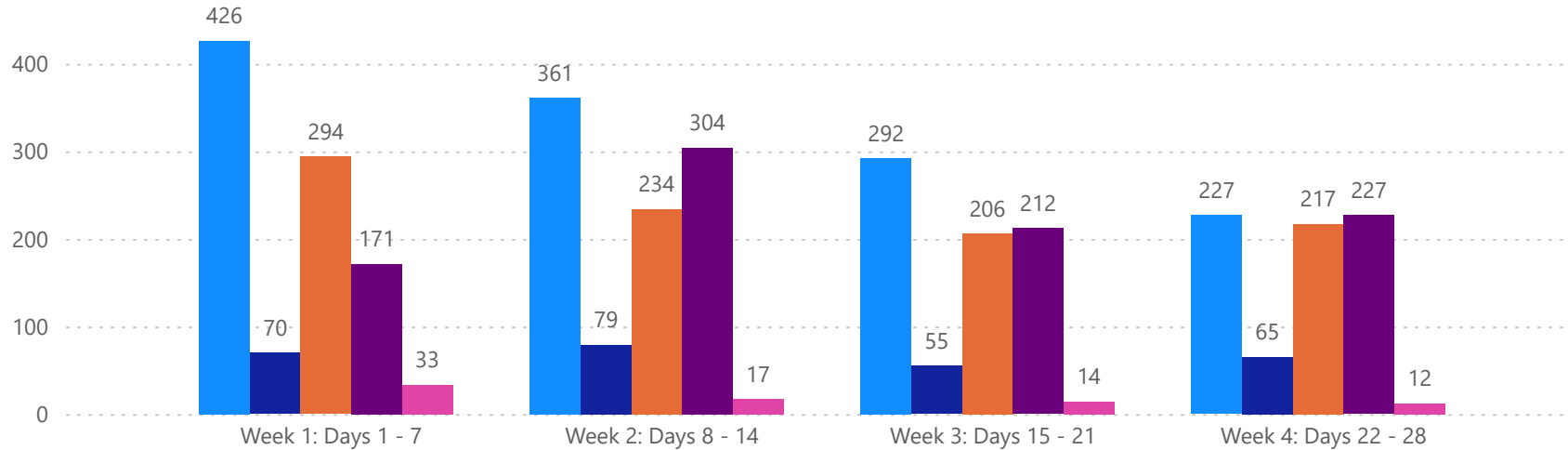


4 WEEK REAL ESTATE MARKET REPORT

PINELLAS COUNTY - SINGLE FAMILY HOME

5/12/2024

MLS Status ● Active ● Canceled ● Pending ● Sold ● Temporarily Off-Market



TOTALS

MLS Status	4 Week Total
Active	1306
Canceled	269
Pending	951
Sold	914
Temporarily Off-Market	76

DAILY MARKET CHANGE

Category	Sum of Pinellas
Back on the Market	4
New Listings	13
Price Decrease	17
Price Increase	0

*Back on Market can be from these sources - Pending, Temp Off Market, Cancelled and Expired Listing)

7 DAY SOLD COMPARISON

Closed Prior Year	Volume	Count
Saturday, May 11, 2024	\$1,585,000	1
Friday, May 10, 2024	\$26,314,800	37
Thursday, May 09, 2024	\$24,340,000	31
Wednesday, May 08, 2024	\$15,351,800	23
Tuesday, May 07, 2024	\$17,006,300	30
Monday, May 06, 2024	\$30,634,373	49
Total	\$115,232,273	171

Closed Prior Year	Volume	Count
Friday, May 12, 2023	\$40,625,600	72
Thursday, May 11, 2023	\$13,128,400	23
Wednesday, May 10, 2023	\$22,023,655	38
Tuesday, May 09, 2023	\$11,232,900	22
Monday, May 08, 2023	\$14,737,200	24
Saturday, May 06, 2023	\$1,030,000	2
Total	\$102,777,755	181

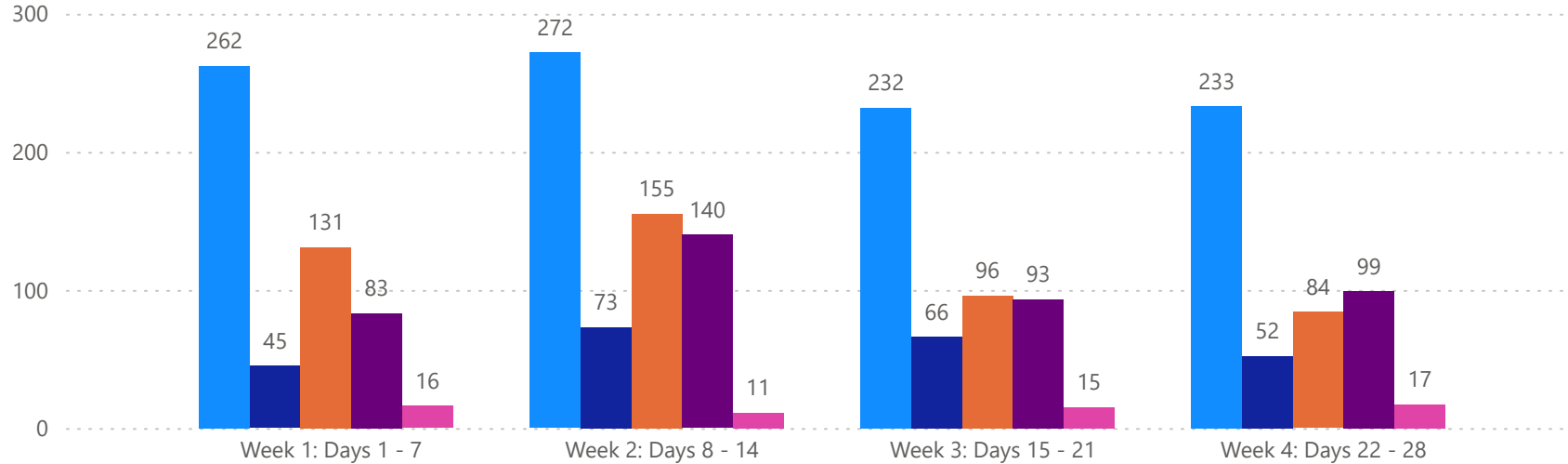


4 WEEK REAL ESTATE MARKET REPORT

PINELLAS COUNTY - CONDO

5/12/2024

MLSStatus ● Active ● Canceled ● Pending ● Sold ● Temporarily Off-Market



TOTALS

MLS Status	4 Week Total
Active	999
Canceled	236
Pending	466
Sold	415
Temporarily Off-Market	59

DAILY MARKET CHANGE

Category	Sum of Pinellas
Back on the Market	1
New Listings	11
Price Decrease	22
Price Increase	0

*Back on Market can be from these sources - Pending, Temp Off Market, Cancelled and Expired Listing)

7 DAY SOLD COMPARISON

Closed Prior Year	Volume	Count
Friday, May 10, 2024	\$6,780,000	25
Thursday, May 09, 2024	\$6,036,000	11
Wednesday, May 08, 2024	\$2,332,400	9
Tuesday, May 07, 2024	\$11,112,400	21
Monday, May 06, 2024	\$9,876,300	17
Total	\$36,137,100	83

Closed Prior Year	Volume	Count
Friday, May 12, 2023	\$11,980,799	34
Thursday, May 11, 2023	\$5,792,474	13
Wednesday, May 10, 2023	\$8,427,800	22
Tuesday, May 09, 2023	\$6,353,300	19
Monday, May 08, 2023	\$7,249,400	18
Total	\$39,803,773	106

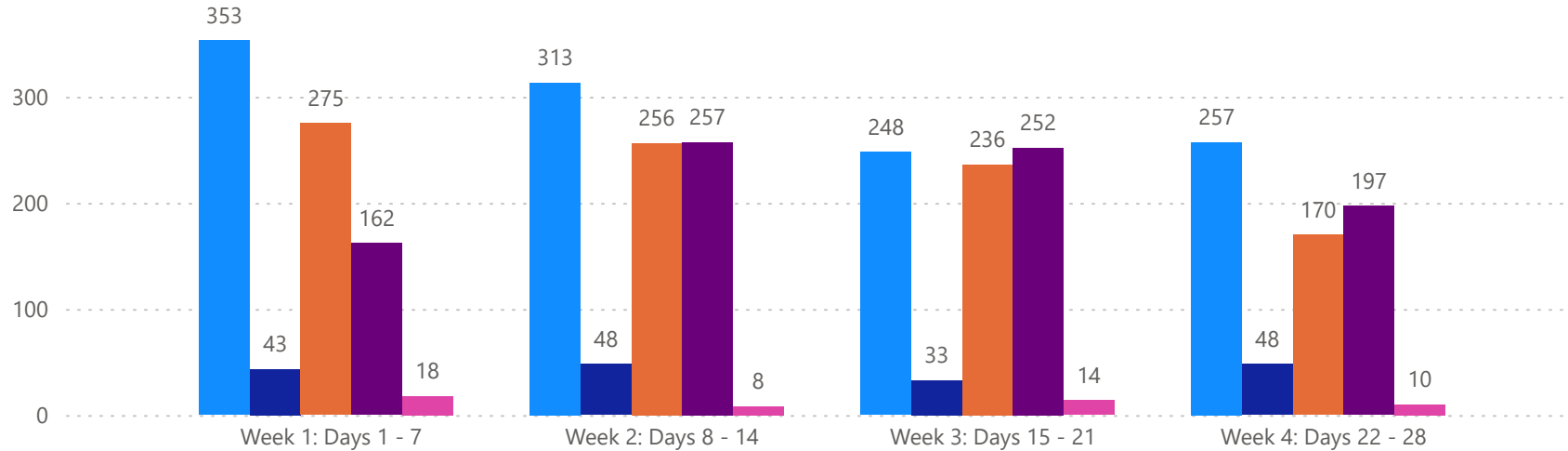


4 WEEK REAL ESTATE MARKET REPORT

PASCO COUNTY - SINGLE FAMILY HOME

5/12/2024

MLS Status ● Active ● Canceled ● Pending ● Sold ● Temporarily Off-Market



TOTALS

MLS Status	4 Week Total
Active	1171
Canceled	172
Pending	937
Sold	868
Temporarily Off-Market	50

DAILY MARKET CHANGE

Category	Sum of Pasco
Back on the Market	2
New Listings	6
Price Decrease	17
Price Increase	0

*Back on Market can be from these sources - Pending, Temp Off Market, Cancelled and Expired Listing)

7 DAY SOLD COMPARISON

Closed Prior Year	Volume	Count
Friday, May 10, 2024	\$14,891,200	36
Thursday, May 09, 2024	\$12,871,112	28
Wednesday, May 08, 2024	\$11,880,750	29
Tuesday, May 07, 2024	\$15,746,690	37
Monday, May 06, 2024	\$13,514,127	32
Total	\$68,903,879	162

Closed Prior Year	Volume	Count
Friday, May 12, 2023	\$27,679,014	72
Thursday, May 11, 2023	\$14,504,960	31
Wednesday, May 10, 2023	\$8,792,054	20
Tuesday, May 09, 2023	\$9,121,308	22
Monday, May 08, 2023	\$18,128,990	47
Total	\$78,226,326	192

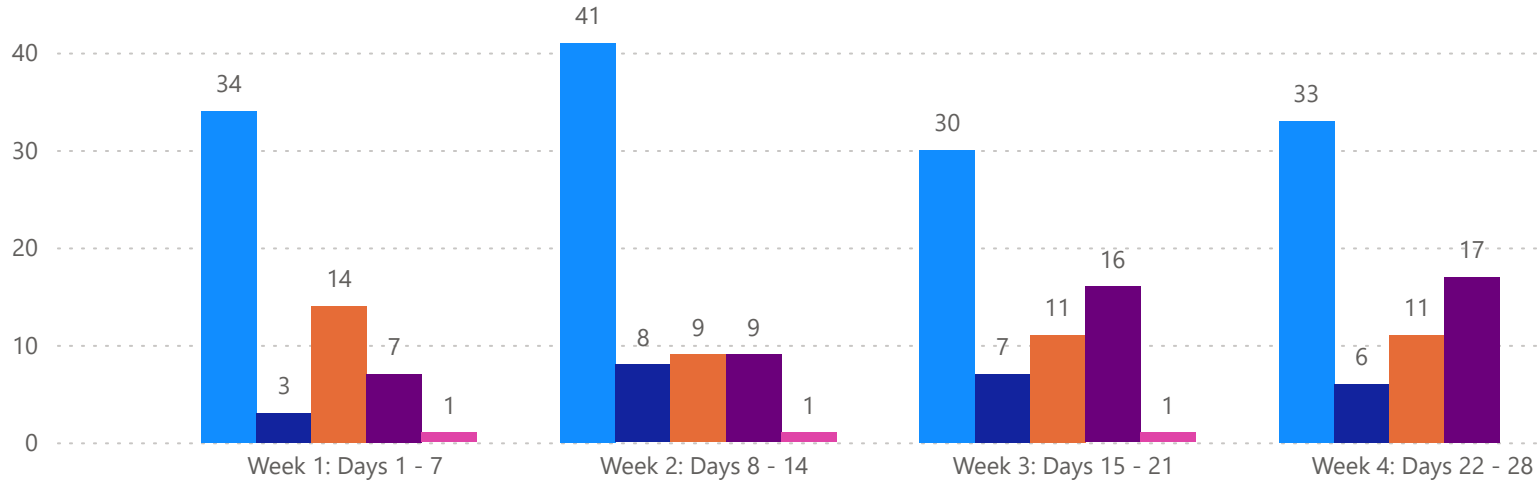


4 WEEK REAL ESTATE MARKET REPORT

PASCO COUNTY - CONDO

5/12/2024

MLS Status ● Active ● Canceled ● Pending ● Sold ● Temporarily Off-Market



TOTALS

MLS Status	4 Week Total
Active	138
Canceled	24
Pending	45
Sold	49
Temporarily Off-Market	3

DAILY MARKET CHANGE

Category	Sum of Pasco
Back on the Market	0
New Listings	0
Price Decrease	2
Price Increase	0

*Back on Market can be from these sources - Pending, Temp Off Market, Cancelled and Expired Listing)

7 DAY SOLD COMPARISON

Closed Prior Year	Volume	Count
Thursday, May 09, 2024	\$130,000	1
Wednesday, May 08, 2024	\$425,000	2
Tuesday, May 07, 2024	\$255,000	1
Monday, May 06, 2024	\$713,000	3
Total	\$1,523,000	7

Closed Prior Year	Volume	Count
Friday, May 12, 2023	\$177,500	1
Thursday, May 11, 2023	\$257,000	1
Wednesday, May 10, 2023	\$168,000	1
Monday, May 08, 2023	\$160,000	1
Total	\$762,500	4

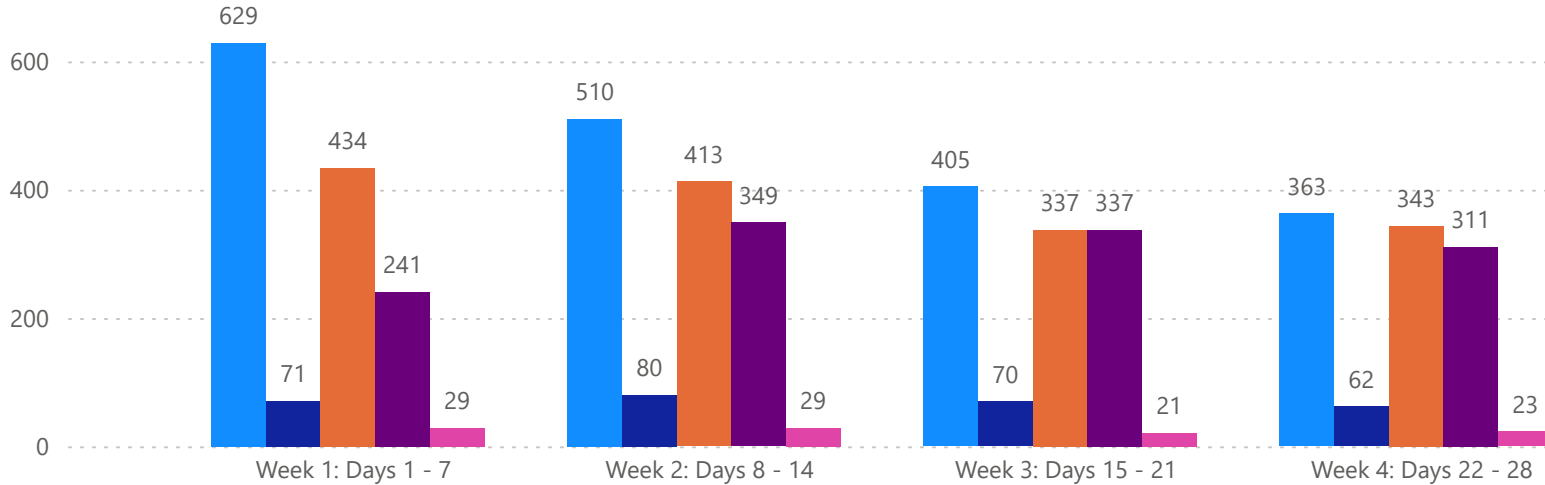


4 WEEK REAL ESTATE MARKET REPORT

HILLSBOROUGH COUNTY - SINGLE FAMILY HOME

5/12/2024

MLS Status ● Active ● Canceled ● Pending ● Sold ● Temporarily Off-Market



TOTALS

MLS Status	4 Week Total
Active	1907
Canceled	283
Pending	1527
Sold	1238
Temporarily Off-Market	102

DAILY MARKET CHANGE

Category	Sum of Hillsborough	*Back on Market can be from these sources - Pending, Temp Off Market, Cancelled and Expired Listing)
Back on the Market		
New Listings	1	
Price Decrease	1	
Price Increase	1	

7 DAY SOLD COMPARISON

Closed Prior Year	Volume	Count
Friday, May 10, 2024	\$32,958,382	62
Thursday, May 09, 2024	\$25,607,114	48
Wednesday, May 08, 2024	\$20,195,830	35
Tuesday, May 07, 2024	\$16,695,193	35
Monday, May 06, 2024	\$36,846,861	61
Total	\$132,303,380	241

Closed Prior Year	Volume	Count
Friday, May 12, 2023	\$62,767,746	125
Thursday, May 11, 2023	\$25,381,092	45
Wednesday, May 10, 2023	\$29,126,141	47
Tuesday, May 09, 2023	\$18,297,490	32
Monday, May 08, 2023	\$31,599,365	53
Sunday, May 07, 2023	\$349,500	1
Total	\$167,521,334	303

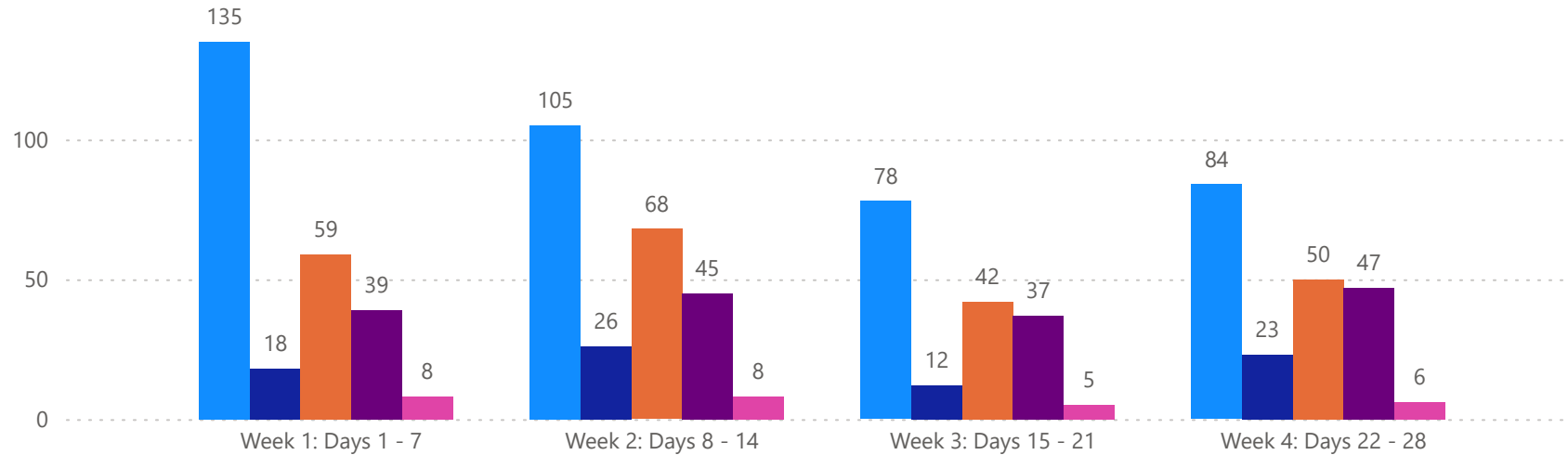


4 WEEK REAL ESTATE MARKET REPORT

HILLSBOROUGH COUNTY - CONDO

5/12/2024

MLS Status ● Active ● Canceled ● Pending ● Sold ● Temporarily Off-Market



TOTALS

MLS Status	4 Week Total
Active	402
Canceled	79
Pending	219
Sold	168
Temporarily Off-Market	27

DAILY MARKET CHANGE

Category	Sum of Hillsborough	*Back on Market can be from these sources - Pending, Temp Off Market, Cancelled and Expired Listing)
Back on the Market		
New Listings		
Price Decrease		
Price Increase		

7 DAY SOLD COMPARISON

Closed Prior Year	Volume	Count
Friday, May 10, 2024	\$3,667,000	10
Thursday, May 09, 2024	\$2,091,900	5
Wednesday, May 08, 2024	\$1,471,000	4
Tuesday, May 07, 2024	\$3,035,305	8
Monday, May 06, 2024	\$26,104,476	12
Total	\$36,369,681	39

Closed Prior Year	Volume	Count
Friday, May 12, 2023	\$3,849,399	12
Thursday, May 11, 2023	\$3,535,900	9
Wednesday, May 10, 2023	\$3,908,000	11
Tuesday, May 09, 2023	\$2,116,850	5
Monday, May 08, 2023	\$4,247,000	10
Saturday, May 06, 2023	\$83,500	1
Total	\$17,740,649	48

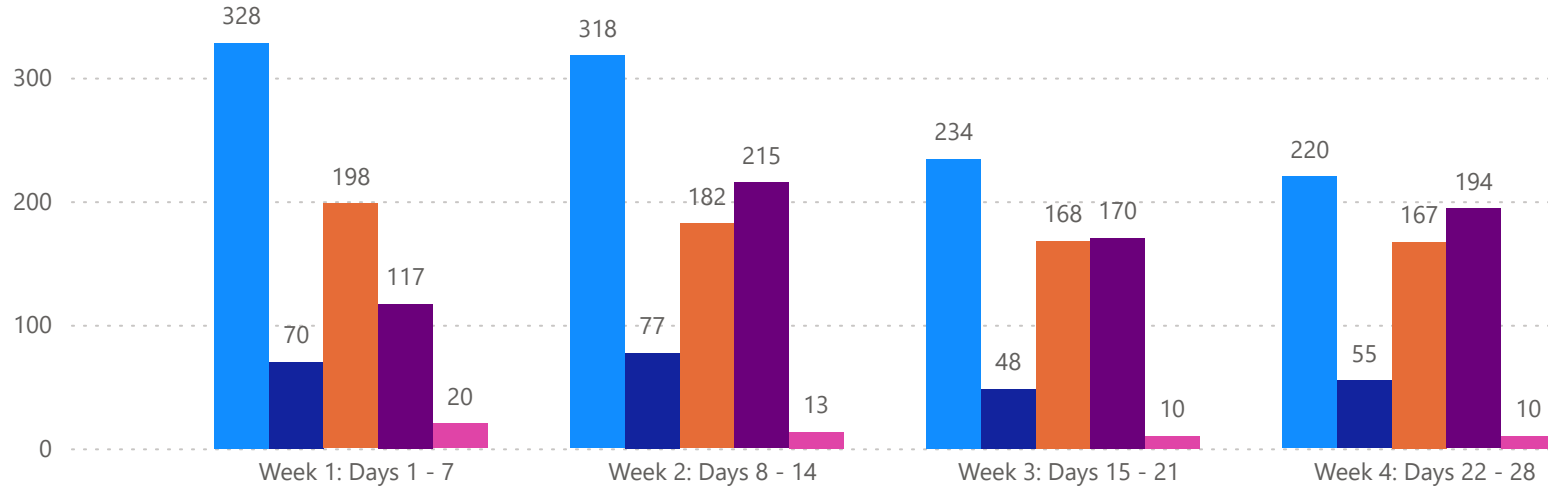


4 WEEK REAL ESTATE MARKET REPORT

SARASOTA COUNTY - SINGLE FAMILY HOME

5/12/2024

MLSStatus ● Active ● Canceled ● Pending ● Sold ● Temporarily Off-Market



TOTALS

MLS Status	4 Week Total
Active	1100
Canceled	250
Pending	715
Sold	696
Temporarily Off-Market	53

DAILY MARKET CHANGE

Category	Sum of Sarasota
Back on the Market	1
New Listings	9
Price Decrease	14
Price Increase	2

*Back on Market can be from these sources - Pending, Temp Off Market, Cancelled and Expired Listing)

7 DAY SOLD COMPARISON

Closed Prior Year	Volume	Count
Friday, May 10, 2024	\$27,876,483	33
Thursday, May 09, 2024	\$14,449,888	23
Wednesday, May 08, 2024	\$12,870,219	17
Tuesday, May 07, 2024	\$15,200,488	24
Monday, May 06, 2024	\$11,786,347	20
Total	\$82,183,425	117

Closed Prior Year	Volume	Count
Friday, May 12, 2023	\$32,860,995	39
Thursday, May 11, 2023	\$11,066,695	14
Wednesday, May 10, 2023	\$14,471,792	23
Tuesday, May 09, 2023	\$18,619,180	22
Monday, May 08, 2023	\$18,448,118	33
Sunday, May 07, 2023	\$550,000	1
Saturday, May 06, 2023	\$895,000	2
Total	\$96,911,780	134

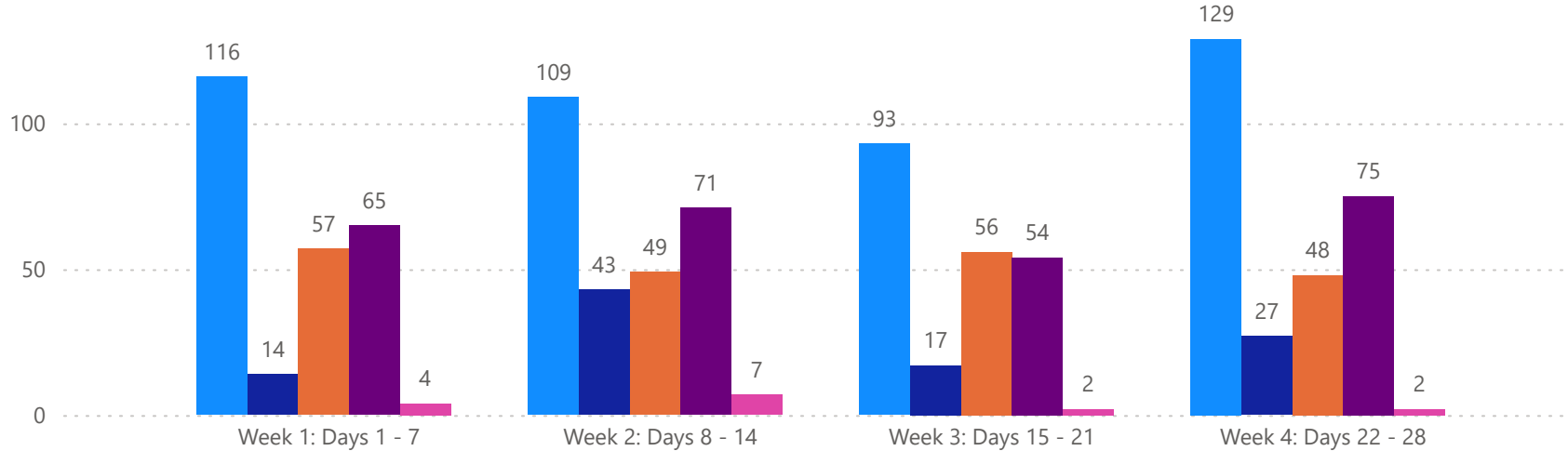


4 WEEK REAL ESTATE MARKET REPORT

SARASOTA COUNTY - CONDO

5/12/2024

MLS Status ● Active ● Canceled ● Pending ● Sold ● Temporarily Off-Market



TOTALS

MLS Status	4 Week Total
Active	447
Canceled	101
Pending	210
Sold	265
Temporarily Off-Market	15

DAILY MARKET CHANGE

Category	Sum of Sarasota
Back on the Market	0
New Listings	0
Price Decrease	3
Price Increase	0

*Back on Market can be from these sources - Pending, Temp Off Market, Cancelled and Expired Listing)

7 DAY SOLD COMPARISON

Closed Prior Year	Volume	Count
Friday, May 10, 2024	\$10,317,500	16
Thursday, May 09, 2024	\$5,117,000	9
Wednesday, May 08, 2024	\$8,470,000	12
Tuesday, May 07, 2024	\$8,058,500	11
Monday, May 06, 2024	\$6,325,975	17
Total	\$38,288,975	65

Closed Prior Year	Volume	Count
Friday, May 12, 2023	\$11,552,400	14
Thursday, May 11, 2023	\$4,232,490	8
Wednesday, May 10, 2023	\$7,961,000	11
Tuesday, May 09, 2023	\$2,288,000	4
Monday, May 08, 2023	\$6,666,400	15
Saturday, May 06, 2023	\$330,000	1
Total	\$33,030,290	53

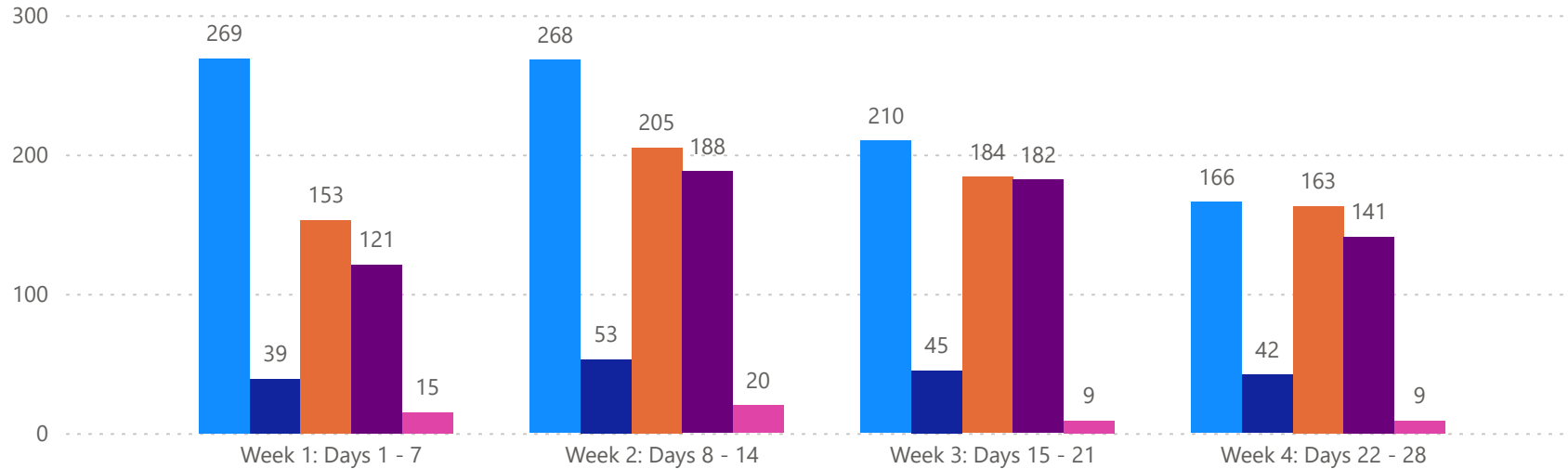


4 WEEK REAL ESTATE MARKET REPORT

MANATEE COUNTY - SINGLE FAMILY HOME

5/12/2024

MLSStatus ● Active ● Canceled ● Pending ● Sold ● Temporarily Off-Market



TOTALS

MLS Status	4 Week Total
Active	913
Canceled	179
Pending	705
Sold	632
Temporarily Off-Market	53

DAILY MARKET CHANGE

Category	Sum of Manatee
Back on the Market	2
New Listings	8
Price Decrease	7
Price Increase	0

*Back on Market can be from these sources - Pending, Temp Off Market, Cancelled and Expired Listing)

7 DAY SOLD COMPARISON

Closed Prior Year	Volume	Count
Friday, May 10, 2024	\$21,205,425	33
Thursday, May 09, 2024	\$14,756,416	19
Wednesday, May 08, 2024	\$13,084,748	21
Tuesday, May 07, 2024	\$11,232,908	18
Monday, May 06, 2024	\$24,126,370	30
Total	\$84,405,867	121

Closed Prior Year	Volume	Count
Friday, May 12, 2023	\$35,245,526	45
Thursday, May 11, 2023	\$17,933,392	28
Wednesday, May 10, 2023	\$15,189,040	22
Tuesday, May 09, 2023	\$17,230,093	23
Monday, May 08, 2023	\$17,038,361	21
Saturday, May 06, 2023	\$433,700	1
Total	\$103,070,112	140

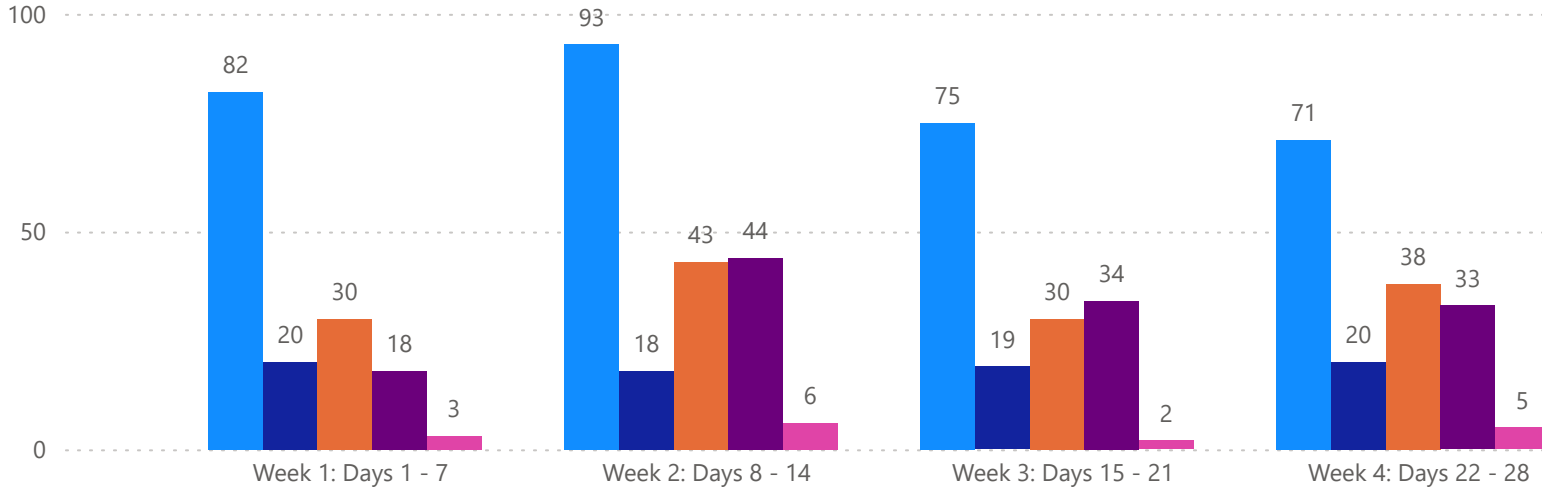


4 WEEK REAL ESTATE MARKET REPORT

MANATEE COUNTY - CONDO

5/12/2024

MLS Status ● Active ● Canceled ● Pending ● Sold ● Temporarily Off-Market



TOTALS

MLS Status	4 Week Total
Active	321
Canceled	77
Pending	141
Sold	129
Temporarily Off-Market	16

DAILY MARKET CHANGE

Category	Sum of Manatee
Back on the Market	0
New Listings	1
Price Decrease	5
Price Increase	0

*Back on Market can be from these sources - Pending, Temp Off Market, Cancelled and Expired Listing)

7 DAY SOLD COMPARISON

Closed Prior Year	Volume	Count
Friday, May 10, 2024	\$1,598,000	3
Thursday, May 09, 2024	\$1,005,000	2
Wednesday, May 08, 2024	\$1,047,000	3
Tuesday, May 07, 2024	\$2,480,152	6
Monday, May 06, 2024	\$1,495,000	4
Total	\$7,625,152	18

Closed Prior Year	Volume	Count
Friday, May 12, 2023	\$4,488,000	14
Thursday, May 11, 2023	\$3,637,000	10
Wednesday, May 10, 2023	\$2,438,900	7
Tuesday, May 09, 2023	\$47,905,200	10
Monday, May 08, 2023	\$3,596,500	7
Total	\$62,065,600	48

