



4 WEEK REAL ESTATE MARKET REPORT

Wednesday, May 15, 2024

As of: Thursday, May 16, 2024

- 1 Report Breakdown**
- 2 Cumulative Tampa Bay Report - Single Family Home**
- 3 Cumulative Tampa Bay Report - Condominium**
- 4 Pinellas County - Single Family Home**
- 5 Pinellas County - Condominium**
- 6 Pasco County - Single Family Home**
- 7 Pasco County - Condominium**
- 8 Hillsborough County - Single Family Home**
- 9 Hillsborough County - Condominium**
- 10 Sarasota County - Single Family Home**
- 11 Sarasota County - Condominium**
- 12 Manatee County - Single Family Home**
- 13 Manatee County - Condominium**



4 WEEK REAL ESTATE MARKET REPORT

REPORT BREAKDOWN

Wednesday, May 15, 2024

as of: 5/16/2024

Day 1	Wednesday, May 15, 2024
Day 2	Tuesday, May 14, 2024
Day 3	Monday, May 13, 2024
Day 4	Sunday, May 12, 2024
Day 5	Saturday, May 11, 2024
Day 6	Friday, May 10, 2024
Day 7	Thursday, May 9, 2024
Day 8	Wednesday, May 8, 2024
Day 9	Tuesday, May 7, 2024
Day 10	Monday, May 6, 2024
Day 11	Sunday, May 5, 2024
Day 12	Saturday, May 4, 2024
Day 13	Friday, May 3, 2024
Day 14	Thursday, May 2, 2024
Day 15	Wednesday, May 1, 2024
Day 16	Tuesday, April 30, 2024
Day 17	Monday, April 29, 2024
Day 18	Sunday, April 28, 2024
Day 19	Saturday, April 27, 2024
Day 20	Friday, April 26, 2024
Day 21	Thursday, April 25, 2024
Day 22	Wednesday, April 24, 2024
Day 23	Tuesday, April 23, 2024
Day 24	Monday, April 22, 2024
Day 25	Sunday, April 21, 2024
Day 26	Saturday, April 20, 2024
Day 27	Friday, April 19, 2024
Day 28	Thursday, April 18, 2024

REPORT BREAKDOWN

GRAPH:

Active - Newly listed during the date range

Pending - Status changed to 'pending' during the date range

Sold - Closed during the date range

Canceled - Canceled during the date range

Temp off Market - Status changed to 'temp' off market' during the date range

The date ranges are not cumulative.

Day 1: Wednesday, May 15, 2024

Day 28: Thursday, April 18, 2024

TOTALS:

4 Weeks: The summation of each date range (Day 1 - Day 28)

Market Changes

Day 1's New Listings, Price Increase, Price Decreases and Back on Market

Manatee County - Single Family Home

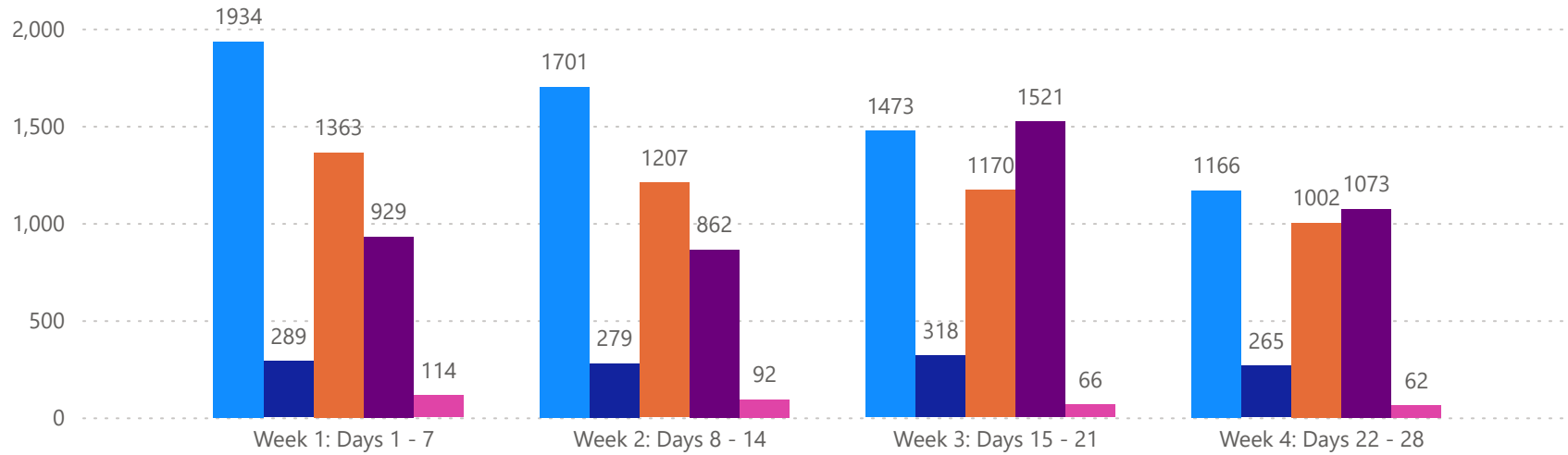
7 Day Sold Comparison

Compares the sold amount and volume in the last 7 days against the same timeframe in the prior year and days 8 - days 14.

TAMPA BAY - SINGLE FAMILY HOME

5/15/2024

MLSStatus ● Active ● Canceled ● Pending ● Sold ● Temporarily Off-Market



TOTALS

MLS Status	4 Week Total
Active	6274
Canceled	1151
Pending	4742
Sold	4385
Temporarily Off-Market	334

DAILY MARKET CHANGE

Category	Sum of Total
Back on the Market	75
New Listings	233
Price Decrease	468
Price Increase	22

*Back on Market can be from these sources - Pending, Temp Off Market, Cancelled and Expired Listing)

7 DAY SOLD COMPARISON

Closed Prior Year	Volume	Count
Wednesday, May 15, 2024	\$104,175,755	151
Tuesday, May 14, 2024	\$78,536,885	135
Monday, May 13, 2024	\$101,821,214	175
Saturday, May 11, 2024	\$2,926,000	4
Friday, May 10, 2024	\$172,927,045	298
Thursday, May 09, 2024	\$100,237,325	166
Total	\$560,624,224	929

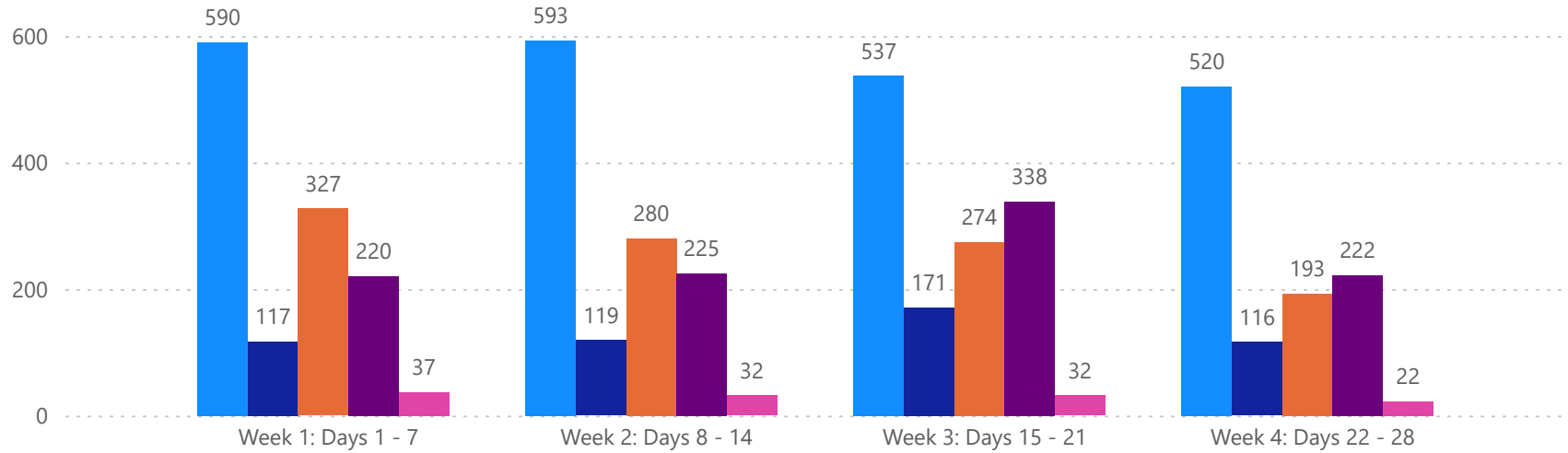
Closed Prior Year	Volume	Count
Monday, May 15, 2023	\$200,712,708	299
Sunday, May 14, 2023	\$389,900	1
Saturday, May 13, 2023	\$765,000	2
Friday, May 12, 2023	\$199,178,881	353
Thursday, May 11, 2023	\$82,014,539	141
Wednesday, May 10, 2023	\$89,602,682	150
Tuesday, May 09, 2023	\$74,500,971	121
Total	\$647,164,681	1067



TAMPA BAY - CONDO

5/15/2024

MLSStatus ● Active ● Canceled ● Pending ● Sold ● Temporarily Off-Market



TOTALS

MLS Status	4 Week Total
Active	2240
Canceled	523
Pending	1074
Sold	1005
Temporarily Off-Market	123

DAILY MARKET CHANGE

Category	Sum of Total
Back on the Market	23
New Listings	55
Price Decrease	138
Price Increase	1

*Back on Market can be from these sources - Pending, Temp Off Market, Cancelled and Expired Listing)

7 DAY SOLD COMPARISON

Closed Prior Year	Volume	Count
Wednesday, May 15, 2024	\$25,556,400	49
Tuesday, May 14, 2024	\$16,554,798	36
Monday, May 13, 2024	\$14,289,568	33
Friday, May 10, 2024	\$27,525,500	70
Thursday, May 09, 2024	\$15,191,300	32
Total	\$99,117,566	220

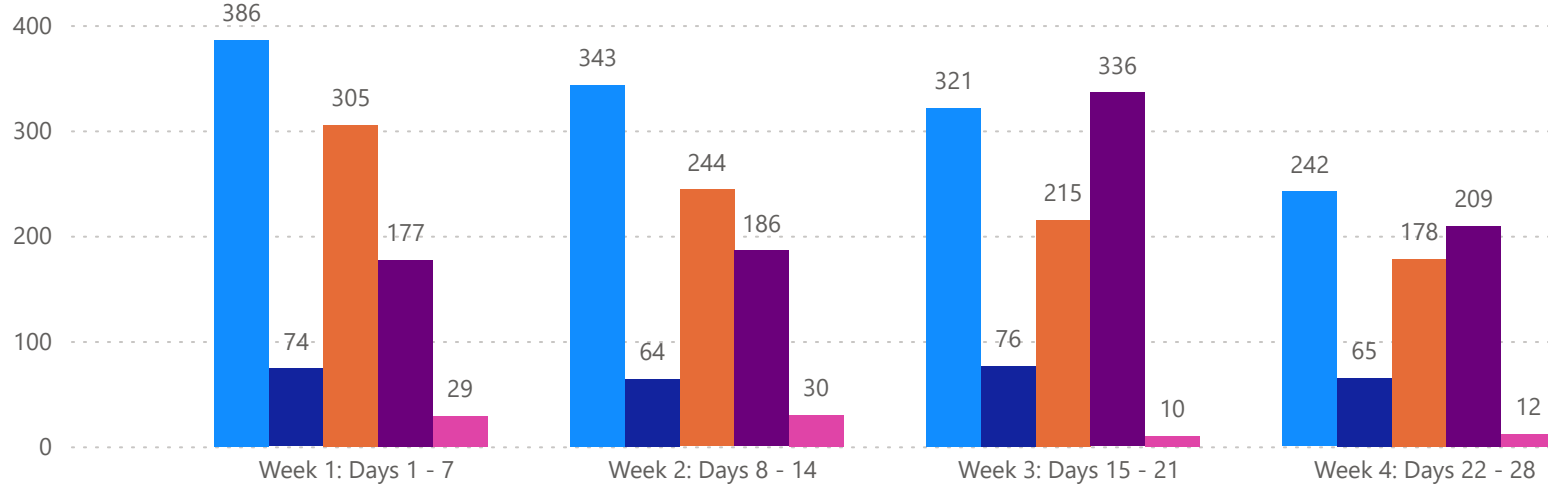
Closed Prior Year	Volume	Count
Monday, May 15, 2023	\$30,218,400	74
Sunday, May 14, 2023	\$345,000	1
Saturday, May 13, 2023	\$265,000	1
Friday, May 12, 2023	\$32,048,098	75
Thursday, May 11, 2023	\$17,454,864	41
Wednesday, May 10, 2023	\$22,903,700	52
Tuesday, May 09, 2023	\$58,663,350	38
Total	\$161,898,412	282



PINELLAS COUNTY - SINGLE FAMILY HOME

5/15/2024

MLSStatus ● Active ● Canceled ● Pending ● Sold ● Temporarily Off-Market



TOTALS

MLS Status	4 Week Total
Active	1292
Canceled	279
Pending	942
Sold	908
Temporarily Off-Market	81

DAILY MARKET CHANGE

Category	Sum of Pinellas
Back on the Market	13
New Listings	51
Price Decrease	72
Price Increase	3

*Back on Market can be from these sources - Pending, Temp Off Market, Cancelled and Expired Listing)

7 DAY SOLD COMPARISON

Closed Prior Year	Volume	Count
Wednesday, May 15, 2024	\$23,619,500	32
Tuesday, May 14, 2024	\$17,109,400	30
Monday, May 13, 2024	\$18,859,096	29
Saturday, May 11, 2024	\$1,585,000	1
Friday, May 10, 2024	\$32,452,846	51
Thursday, May 09, 2024	\$25,439,000	34
Total	\$119,064,842	177

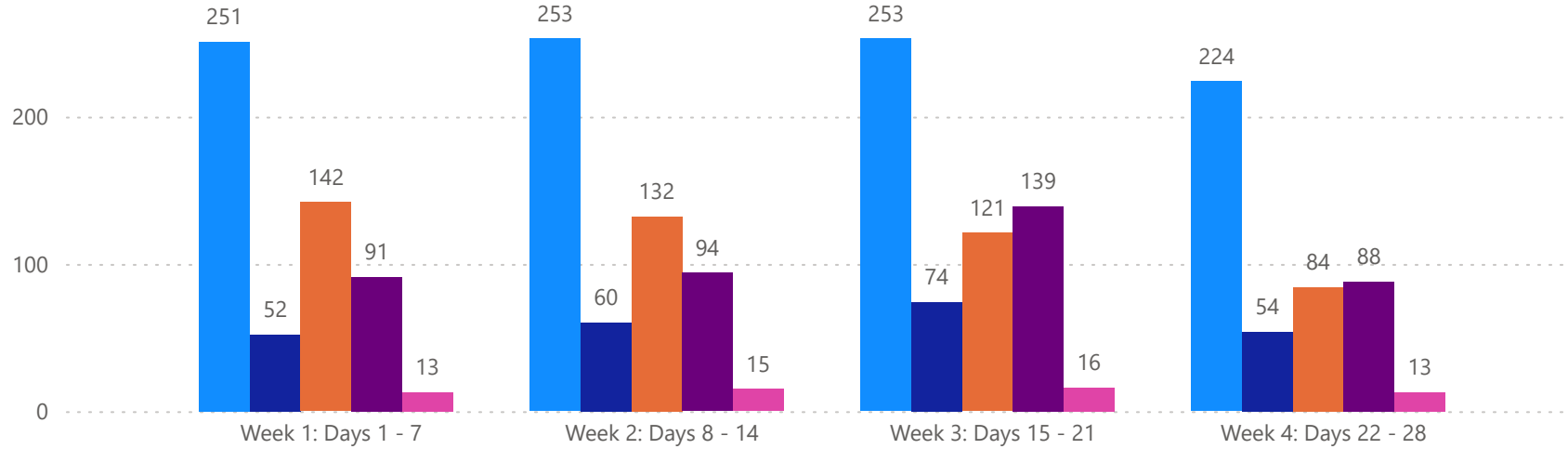
Closed Prior Year	Volume	Count
Monday, May 15, 2023	\$53,671,500	75
Saturday, May 13, 2023	\$335,000	1
Friday, May 12, 2023	\$40,625,600	72
Thursday, May 11, 2023	\$13,128,400	23
Wednesday, May 10, 2023	\$22,023,655	38
Tuesday, May 09, 2023	\$11,232,900	22
Total	\$141,017,055	231



PINELLAS COUNTY - CONDO

5/15/2024

MLSStatus ● Active ● Canceled ● Pending ● Sold ● Temporarily Off-Market



TOTALS

MLS Status	4 Week Total
Active	981
Canceled	240
Pending	479
Sold	412
Temporarily Off-Market	57

DAILY MARKET CHANGE

Category	Sum of Pinellas
Back on the Market	9
New Listings	21
Price Decrease	61
Price Increase	0

*Back on Market can be from these sources - Pending, Temp Off Market, Cancelled and Expired Listing)

7 DAY SOLD COMPARISON

Closed Prior Year	Volume	Count
Wednesday, May 15, 2024	\$7,160,000	15
Tuesday, May 14, 2024	\$4,186,400	11
Monday, May 13, 2024	\$8,193,069	17
Friday, May 10, 2024	\$10,229,500	35
Thursday, May 09, 2024	\$6,484,900	13
Total	\$36,253,869	91

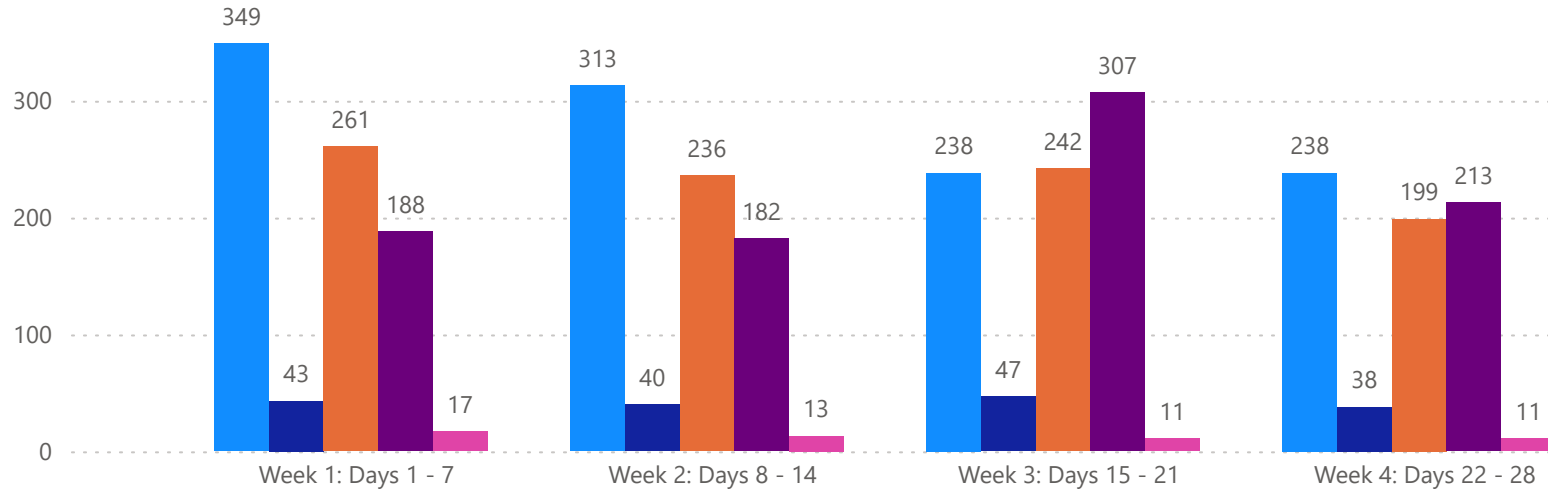
Closed Prior Year	Volume	Count
Monday, May 15, 2023	\$13,560,000	38
Saturday, May 13, 2023	\$265,000	1
Friday, May 12, 2023	\$11,980,799	34
Thursday, May 11, 2023	\$5,792,474	13
Wednesday, May 10, 2023	\$8,427,800	22
Tuesday, May 09, 2023	\$6,353,300	19
Total	\$46,379,373	127



PASCO COUNTY - SINGLE FAMILY HOME

5/15/2024

MLSStatus ● Active ● Canceled ● Pending ● Sold ● Temporarily Off-Market



TOTALS

MLS Status	4 Week Total
Active	1138
Canceled	168
Pending	938
Sold	890
Temporarily Off-Market	52

DAILY MARKET CHANGE

Category	Sum of Pasco
Back on the Market	18
New Listings	29
Price Decrease	68
Price Increase	9

*Back on Market can be from these sources - Pending, Temp Off Market, Cancelled and Expired Listing)

7 DAY SOLD COMPARISON

Closed Prior Year	Volume	Count
Wednesday, May 15, 2024	\$12,722,550	29
Tuesday, May 14, 2024	\$10,322,467	26
Monday, May 13, 2024	\$17,922,620	40
Saturday, May 11, 2024	\$525,000	1
Friday, May 10, 2024	\$24,965,979	59
Thursday, May 09, 2024	\$15,113,879	33
Total	\$81,572,495	188

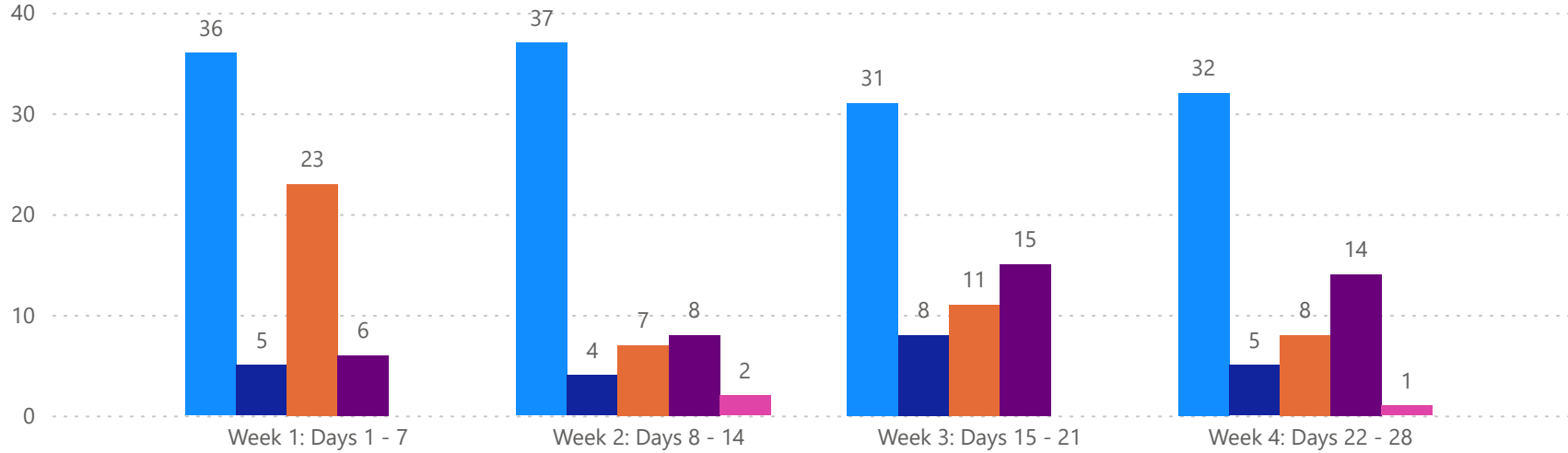
Closed Prior Year	Volume	Count
Monday, May 15, 2023	\$22,327,819	47
Friday, May 12, 2023	\$27,679,014	72
Thursday, May 11, 2023	\$14,504,960	31
Wednesday, May 10, 2023	\$8,792,054	20
Tuesday, May 09, 2023	\$9,121,308	22
Total	\$82,425,155	192



PASCO COUNTY - CONDO

5/15/2024

MLSStatus ● Active ● Canceled ● Pending ● Sold ● Temporarily Off-Market



TOTALS

MLS Status	4 Week Total
Active	136
Canceled	22
Pending	49
Sold	43
Temporarily Off-Market	3

DAILY MARKET CHANGE

Category	Sum of Pasco
Back on the Market	1
New Listings	3
Price Decrease	11
Price Increase	0

*Back on Market can be from these sources - Pending, Temp Off Market, Cancelled and Expired Listing)

7 DAY SOLD COMPARISON

Closed Prior Year	Volume	Count
Wednesday, May 15, 2024	\$878,000	2
Tuesday, May 14, 2024	\$60,000	1
Monday, May 13, 2024	\$180,000	1
Thursday, May 09, 2024	\$279,000	2
Total	\$1,397,000	6

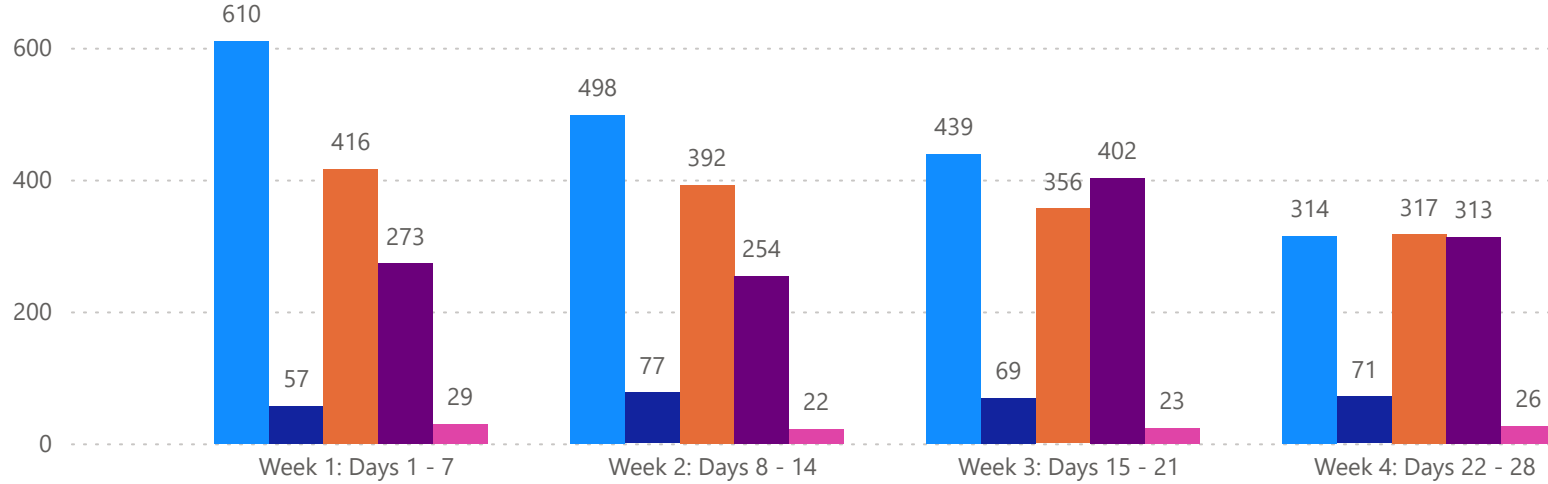
Closed Prior Year	Volume	Count
Monday, May 15, 2023	\$179,000	1
Friday, May 12, 2023	\$177,500	1
Thursday, May 11, 2023	\$257,000	1
Wednesday, May 10, 2023	\$168,000	1
Total	\$781,500	4



HILLSBOROUGH COUNTY - SINGLE FAMILY HOME

5/15/2024

MLSStatus ● Active ● Canceled ● Pending ● Sold ● Temporarily Off-Market



TOTALS

MLS Status	4 Week Total
Active	1861
Canceled	274
Pending	1481
Sold	1242
Temporarily Off-Market	100

DAILY MARKET CHANGE

Category	Sum of Hillsborough	
Back on the Market	2	*Back on Market can be from these sources -
New Listings	8	Pending, Temp Off Market, Canceled and Expired Listing)
Price Decrease	11	
Price Increase		

7 DAY SOLD COMPARISON

Closed Prior Year	Volume	Count
Wednesday, May 15, 2024	\$21,228,989	36
Tuesday, May 14, 2024	\$20,896,690	37
Monday, May 13, 2024	\$36,426,130	56
Saturday, May 11, 2024	\$450,000	1
Friday, May 10, 2024	\$46,480,913	90
Thursday, May 09, 2024	\$28,273,054	53
Total	\$153,755,776	273

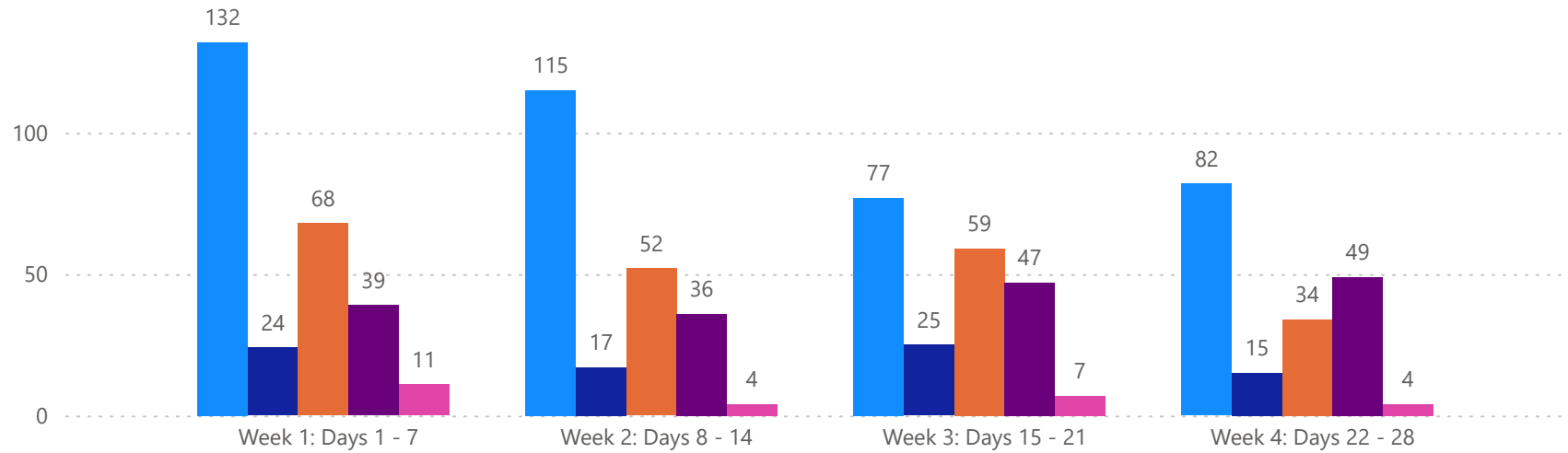
Closed Prior Year	Volume	Count
Monday, May 15, 2023	\$50,542,021	84
Sunday, May 14, 2023	\$389,900	1
Friday, May 12, 2023	\$62,767,746	125
Thursday, May 11, 2023	\$25,381,092	45
Wednesday, May 10, 2023	\$29,126,141	47
Tuesday, May 09, 2023	\$18,297,490	32
Total	\$186,504,390	334



HILLSBOROUGH COUNTY - CONDO

5/15/2024

MLSStatus ● Active ● Canceled ● Pending ● Sold ● Temporarily Off-Market



TOTALS

MLS Status	4 Week Total
Active	406
Canceled	81
Pending	213
Sold	171
Temporarily Off-Market	26

DAILY MARKET CHANGE

Category	Sum of Hillsborough	
Back on the Market		*Back on Market can be from these sources -
New Listings	1	Pending, Temp Off Market, Canceled and Expired Listing)
Price Decrease	2	
Price Increase		

7 DAY SOLD COMPARISON

Closed Prior Year	Volume	Count
Wednesday, May 15, 2024	\$6,725,000	13
Tuesday, May 14, 2024	\$1,281,900	3
Monday, May 13, 2024	\$2,002,000	7
Friday, May 10, 2024	\$3,964,500	11
Thursday, May 09, 2024	\$2,091,900	5
Total	\$16,065,300	39

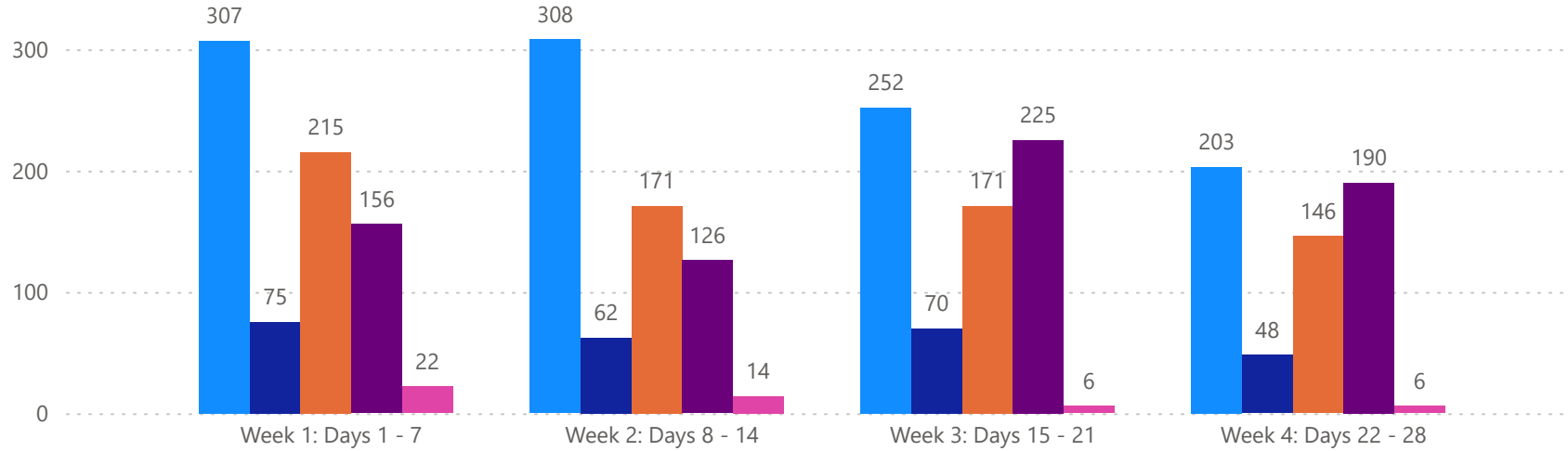
Closed Prior Year	Volume	Count
Monday, May 15, 2023	\$4,536,000	14
Friday, May 12, 2023	\$3,849,399	12
Thursday, May 11, 2023	\$3,535,900	9
Wednesday, May 10, 2023	\$3,908,000	11
Tuesday, May 09, 2023	\$2,116,850	5
Total	\$17,946,149	51



SARASOTA COUNTY - SINGLE FAMILY HOME

5/15/2024

MLSStatus ● Active ● Canceled ● Pending ● Sold ● Temporarily Off-Market



TOTALS

MLS Status	4 Week Total
Active	1070
Canceled	255
Pending	703
Sold	697
Temporarily Off-Market	48

DAILY MARKET CHANGE

Category	Sum of Sarasota
Back on the Market	11
New Listings	34
Price Decrease	62
Price Increase	0

*Back on Market can be from these sources - Pending, Temp Off Market, Cancelled and Expired Listing)

7 DAY SOLD COMPARISON

Closed Prior Year	Volume	Count
Wednesday, May 15, 2024	\$31,210,900	31
Tuesday, May 14, 2024	\$13,703,900	20
Monday, May 13, 2024	\$16,207,368	28
Friday, May 10, 2024	\$41,475,477	53
Thursday, May 09, 2024	\$15,344,888	24
Total	\$117,942,533	156

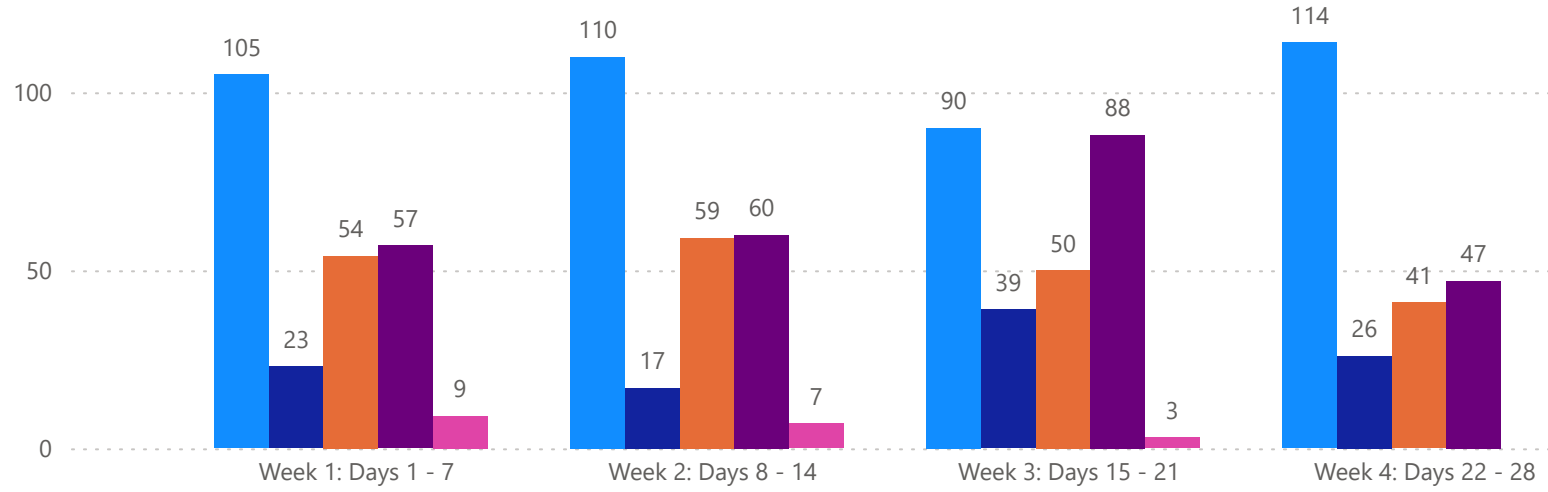
Closed Prior Year	Volume	Count
Monday, May 15, 2023	\$33,219,211	45
Friday, May 12, 2023	\$32,860,995	39
Thursday, May 11, 2023	\$11,066,695	14
Wednesday, May 10, 2023	\$14,471,792	23
Tuesday, May 09, 2023	\$18,619,180	22
Total	\$110,237,873	143



SARASOTA COUNTY - CONDO

5/15/2024

MLS Status ● Active ● Canceled ● Pending ● Sold ● Temporarily Off-Market



TOTALS

MLS Status	4 Week Total
Active	419
Canceled	105
Pending	204
Sold	252
Temporarily Off-Market	19

DAILY MARKET CHANGE

Category	Sum of Sarasota
Back on the Market	3
New Listings	11
Price Decrease	27
Price Increase	1

*Back on Market can be from these sources - Pending, Temp Off Market, Cancelled and Expired Listing)

7 DAY SOLD COMPARISON

Closed Prior Year	Volume	Count
Wednesday, May 15, 2024	\$7,801,900	11
Tuesday, May 14, 2024	\$8,729,998	14
Monday, May 13, 2024	\$2,565,499	5
Friday, May 10, 2024	\$11,007,500	17
Thursday, May 09, 2024	\$5,330,500	10
Total	\$35,435,397	57

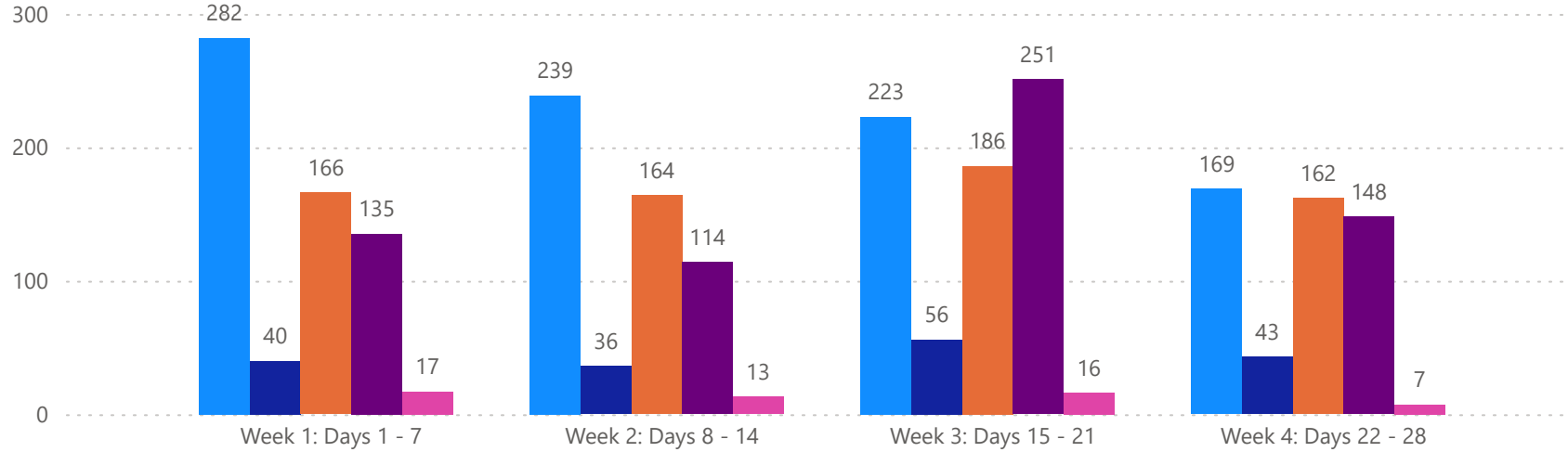
Closed Prior Year	Volume	Count
Monday, May 15, 2023	\$11,443,400	20
Friday, May 12, 2023	\$11,552,400	14
Thursday, May 11, 2023	\$4,232,490	8
Wednesday, May 10, 2023	\$7,961,000	11
Tuesday, May 09, 2023	\$2,288,000	4
Total	\$37,477,290	57



MANATEE COUNTY - SINGLE FAMILY HOME

5/15/2024

MLSStatus ● Active ● Canceled ● Pending ● Sold ● Temporarily Off-Market



TOTALS

MLS Status	4 Week Total
Active	913
Canceled	175
Pending	678
Sold	648
Temporarily Off-Market	53

DAILY MARKET CHANGE

Category	Sum of Manatee
Back on the Market	9
New Listings	37
Price Decrease	149
Price Increase	4

*Back on Market can be from these sources - Pending, Temp Off Market, Cancelled and Expired Listing)

7 DAY SOLD COMPARISON

Closed Prior Year	Volume	Count
Wednesday, May 15, 2024	\$15,393,816	23
Tuesday, May 14, 2024	\$16,504,428	22
Monday, May 13, 2024	\$12,406,000	22
Saturday, May 11, 2024	\$366,000	1
Friday, May 10, 2024	\$27,551,830	45
Thursday, May 09, 2024	\$16,066,504	22
Total	\$88,288,578	135

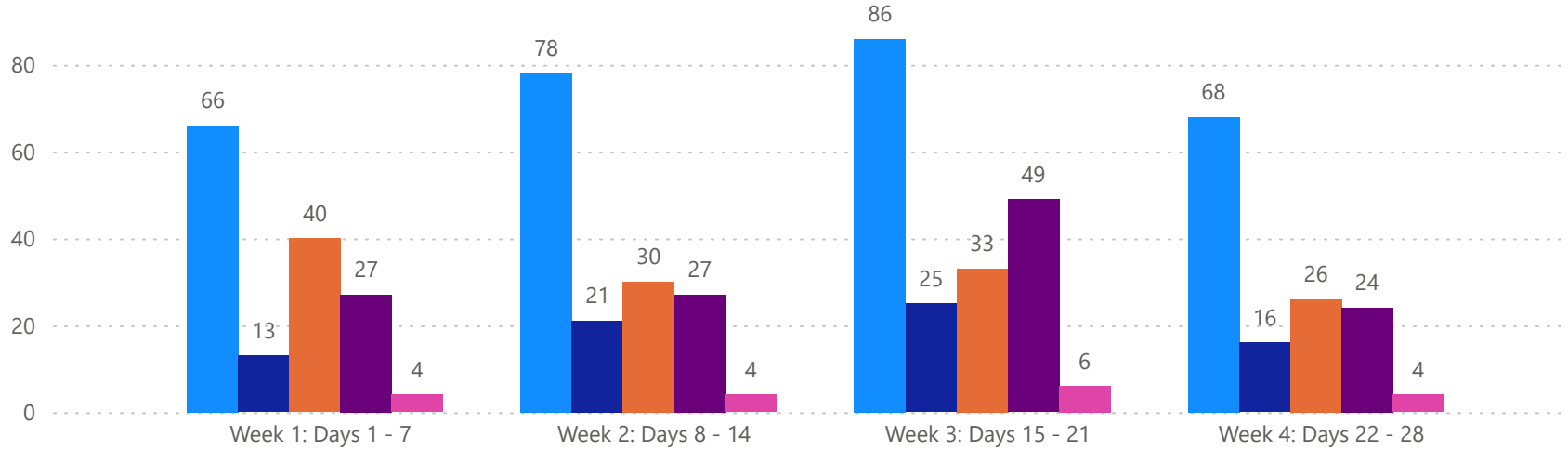
Closed Prior Year	Volume	Count
Monday, May 15, 2023	\$40,952,157	48
Saturday, May 13, 2023	\$430,000	1
Friday, May 12, 2023	\$35,245,526	45
Thursday, May 11, 2023	\$17,933,392	28
Wednesday, May 10, 2023	\$15,189,040	22
Tuesday, May 09, 2023	\$17,230,093	23
Total	\$126,980,208	167



MANATEE COUNTY - CONDO

5/15/2024

MLSStatus ● Active ● Canceled ● Pending ● Sold ● Temporarily Off-Market



TOTALS

MLS Status	4 Week Total
Active	298
Canceled	75
Pending	129
Sold	127
Temporarily Off-Market	18

DAILY MARKET CHANGE

Category	Sum of Manatee
Back on the Market	6
New Listings	7
Price Decrease	18
Price Increase	0

*Back on Market can be from these sources - Pending, Temp Off Market, Cancelled and Expired Listing)

7 DAY SOLD COMPARISON

Closed Prior Year	Volume	Count
Wednesday, May 15, 2024	\$2,991,500	8
Tuesday, May 14, 2024	\$2,296,500	7
Monday, May 13, 2024	\$1,349,000	3
Friday, May 10, 2024	\$2,324,000	7
Thursday, May 09, 2024	\$1,005,000	2
Total	\$9,966,000	27

Closed Prior Year	Volume	Count
Monday, May 15, 2023	\$500,000	1
Sunday, May 14, 2023	\$345,000	1
Friday, May 12, 2023	\$4,488,000	14
Thursday, May 11, 2023	\$3,637,000	10
Wednesday, May 10, 2023	\$2,438,900	7
Tuesday, May 09, 2023	\$47,905,200	10
Total	\$59,314,100	43

