



## **4 WEEK REAL ESTATE MARKET REPORT**

**Thursday, May 16, 2024**

*As of: Friday, May 17, 2024*

- 1 Report Breakdown**
- 2 Cumulative Tampa Bay Report - Single Family Home**
- 3 Cumulative Tampa Bay Report - Condominium**
- 4 Pinellas County - Single Family Home**
- 5 Pinellas County - Condominium**
- 6 Pasco County - Single Family Home**
- 7 Pasco County - Condominium**
- 8 Hillsborough County - Single Family Home**
- 9 Hillsborough County - Condominium**
- 10 Sarasota County - Single Family Home**
- 11 Sarasota County - Condominium**
- 12 Manatee County - Single Family Home**
- 13 Manatee County - Condominium**



# 4 WEEK REAL ESTATE MARKET REPORT

## REPORT BREAKDOWN

Thursday, May 16, 2024

as of: 5/17/2024

<b>Day 1</b>	Thursday, May 16, 2024
<b>Day 2</b>	Wednesday, May 15, 2024
<b>Day 3</b>	Tuesday, May 14, 2024
<b>Day 4</b>	Monday, May 13, 2024
<b>Day 5</b>	Sunday, May 12, 2024
<b>Day 6</b>	Saturday, May 11, 2024
<b>Day 7</b>	Friday, May 10, 2024
<b>Day 8</b>	Thursday, May 9, 2024
<b>Day 9</b>	Wednesday, May 8, 2024
<b>Day 10</b>	Tuesday, May 7, 2024
<b>Day 11</b>	Monday, May 6, 2024
<b>Day 12</b>	Sunday, May 5, 2024
<b>Day 13</b>	Saturday, May 4, 2024
<b>Day 14</b>	Friday, May 3, 2024
<b>Day 15</b>	Thursday, May 2, 2024
<b>Day 16</b>	Wednesday, May 1, 2024
<b>Day 17</b>	Tuesday, April 30, 2024
<b>Day 18</b>	Monday, April 29, 2024
<b>Day 19</b>	Sunday, April 28, 2024
<b>Day 20</b>	Saturday, April 27, 2024
<b>Day 21</b>	Friday, April 26, 2024
<b>Day 22</b>	Thursday, April 25, 2024
<b>Day 23</b>	Wednesday, April 24, 2024
<b>Day 24</b>	Tuesday, April 23, 2024
<b>Day 25</b>	Monday, April 22, 2024
<b>Day 26</b>	Sunday, April 21, 2024
<b>Day 27</b>	Saturday, April 20, 2024
<b>Day 28</b>	Friday, April 19, 2024

### REPORT BREAKDOWN

#### GRAPH:

Active - Newly listed during the date range

Pending - Status changed to 'pending' during the date range

Sold - Closed during the date range

Canceled - Canceled during the date range

Temp off Market - Status changed to 'temp' off market' during the date range

The date ranges are not cumulative.

Day 1: Thursday, May 16, 2024

Day 28: Friday, April 19, 2024

#### TOTALS:

4 Weeks: The summation of each date range (Day 1 - Day 28)

#### Market Changes

Day 1's New Listings, Price Increase, Price Decreases and Back on Market

Manatee County - Single Family Home

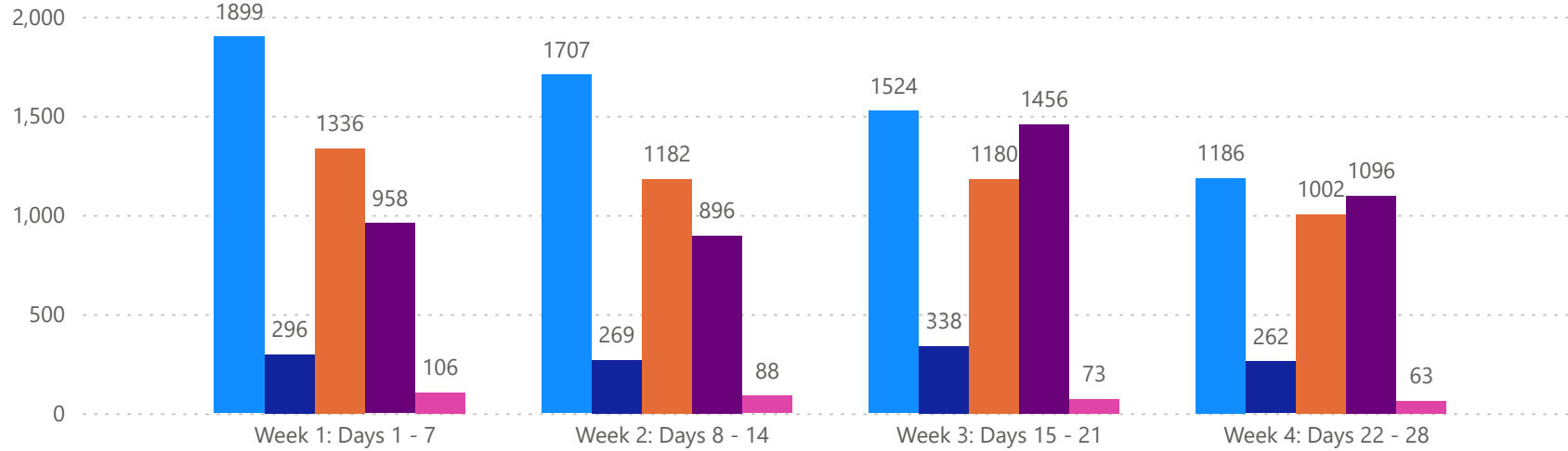
#### 7 Day Sold Comparison

Compares the sold amount and volume in the last 7 days against the same timeframe in the prior year and days 8 - days 14.

# TAMPA BAY - SINGLE FAMILY HOME

## 5/16/2024

**MLSStatus** ● Active ● Canceled ● Pending ● Sold ● Temporarily Off-Market



### TOTALS

MLS Status	4 Week Total
Active	6316
Canceled	1165
Pending	4700
Sold	4406
Temporarily Off-Market	330

### DAILY MARKET CHANGE

Category	Sum of Total
Back on the Market	63
New Listings	324
Price Decrease	417
Price Increase	27

\*Back on Market can be from these sources - Pending, Temp Off Market, Cancelled and Expired Listing)

## 7 DAY SOLD COMPARISON

Closed Prior Year	Volume	Count
Thursday, May 16, 2024	\$59,722,442	80
Wednesday, May 15, 2024	\$175,616,454	240
Tuesday, May 14, 2024	\$88,808,575	150
Monday, May 13, 2024	\$103,820,264	179
Sunday, May 12, 2024	\$2,442,000	6
Saturday, May 11, 2024	\$3,551,000	5
Friday, May 10, 2024	\$172,927,045	298
<b>Total</b>	<b>\$606,887,780</b>	<b>958</b>

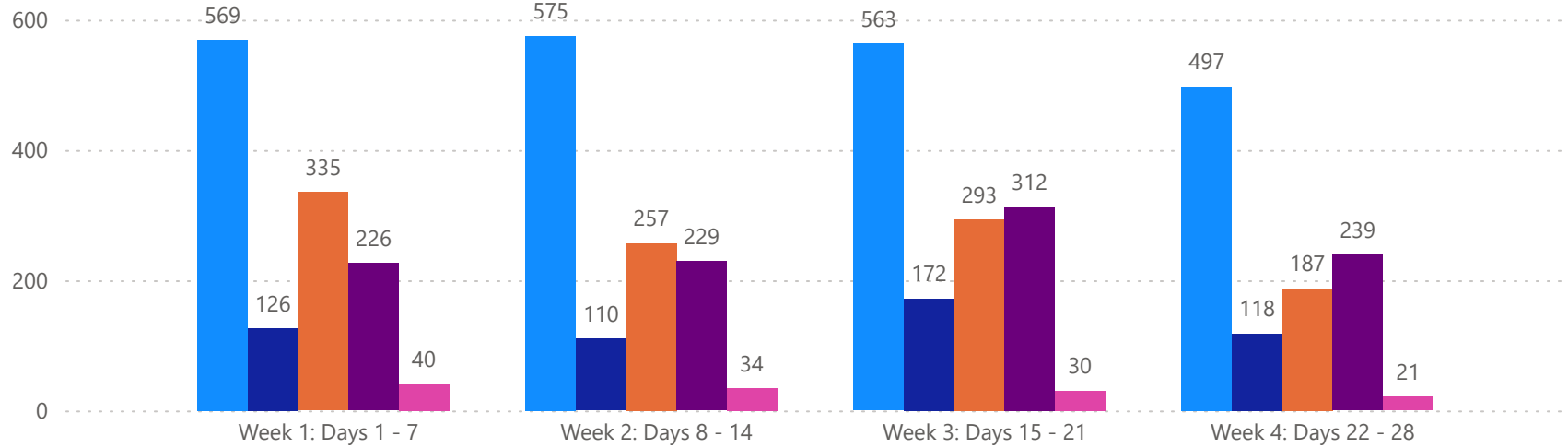
Closed Prior Year	Volume	Count
Tuesday, May 16, 2023	\$102,811,297	163
Monday, May 15, 2023	\$200,712,708	299
Sunday, May 14, 2023	\$389,900	1
Saturday, May 13, 2023	\$765,000	2
Friday, May 12, 2023	\$199,178,881	353
Thursday, May 11, 2023	\$82,014,539	141
Wednesday, May 10, 2023	\$89,602,682	150
<b>Total</b>	<b>\$675,475,007</b>	<b>1109</b>



# TAMPA BAY - CONDO

## 5/16/2024

**MLSStatus** ● Active ● Canceled ● Pending ● Sold ● Temporarily Off-Market



### TOTALS

MLS Status	4 Week Total
Active	2204
Canceled	526
Pending	1072
Sold	1006
Temporarily Off-Market	125

### DAILY MARKET CHANGE

Category	Sum of Total
Back on the Market	19
New Listings	66
Price Decrease	88
Price Increase	2

\*Back on Market can be from these sources - Pending, Temp Off Market, Cancelled and Expired Listing)

## 7 DAY SOLD COMPARISON

Closed Prior Year	Volume	Count
Thursday, May 16, 2024	\$5,466,300	14
Wednesday, May 15, 2024	\$35,920,800	69
Tuesday, May 14, 2024	\$16,729,798	37
Monday, May 13, 2024	\$15,566,568	36
Friday, May 10, 2024	\$27,525,500	70
<b>Total</b>	<b>\$101,208,966</b>	<b>226</b>

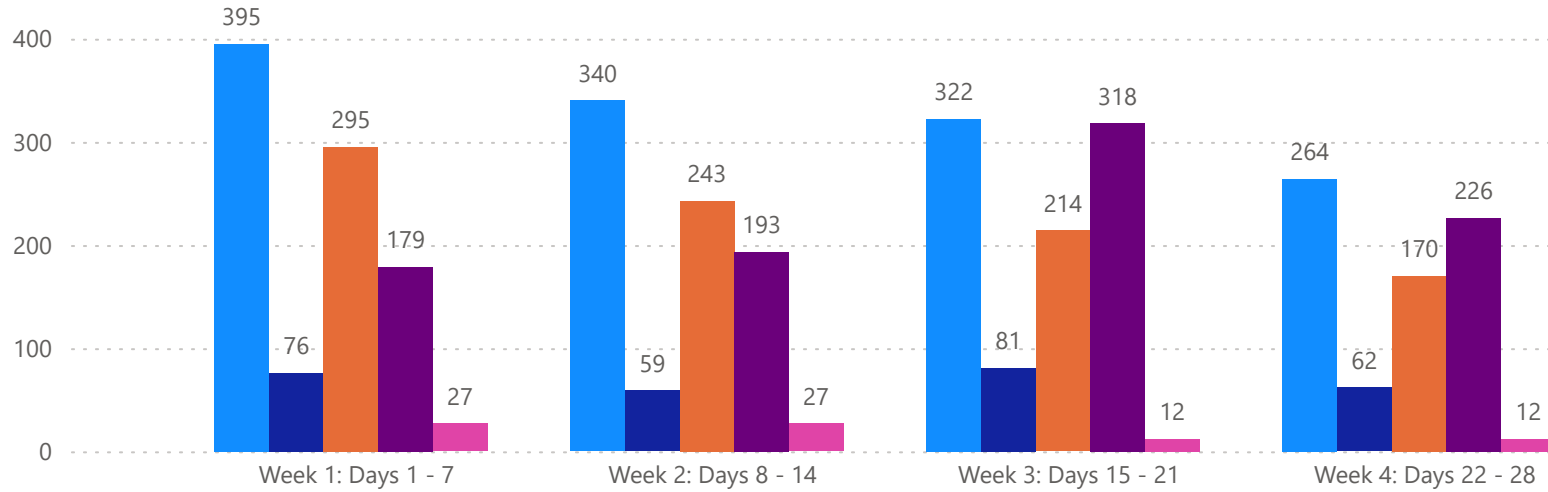
Closed Prior Year	Volume	Count
Tuesday, May 16, 2023	\$18,224,750	36
Monday, May 15, 2023	\$30,218,400	74
Sunday, May 14, 2023	\$345,000	1
Saturday, May 13, 2023	\$265,000	1
Friday, May 12, 2023	\$32,048,098	75
Thursday, May 11, 2023	\$17,454,864	41
Wednesday, May 10, 2023	\$22,903,700	52
<b>Total</b>	<b>\$121,459,812</b>	<b>280</b>



# PINELLAS COUNTY - SINGLE FAMILY HOME

## 5/16/2024

**MLSStatus** ● Active ● Canceled ● Pending ● Sold ● Temporarily Off-Market



### TOTALS

MLS Status	4 Week Total
Active	1321
Canceled	278
Pending	922
Sold	916
Temporarily Off-Market	78

### DAILY MARKET CHANGE

Category	Sum of Pinellas
Back on the Market	12
New Listings	82
Price Decrease	110
Price Increase	7

\*Back on Market can be from these sources - Pending, Temp Off Market, Cancelled and Expired Listing)

## 7 DAY SOLD COMPARISON

Closed Prior Year	Volume	Count
Thursday, May 16, 2024	\$13,603,495	18
Wednesday, May 15, 2024	\$32,757,900	46
Tuesday, May 14, 2024	\$18,644,400	32
Monday, May 13, 2024	\$18,859,096	29
Sunday, May 12, 2024	\$836,000	2
Saturday, May 11, 2024	\$1,585,000	1
Friday, May 10, 2024	\$32,452,846	51
<b>Total</b>	<b>\$118,738,737</b>	<b>179</b>

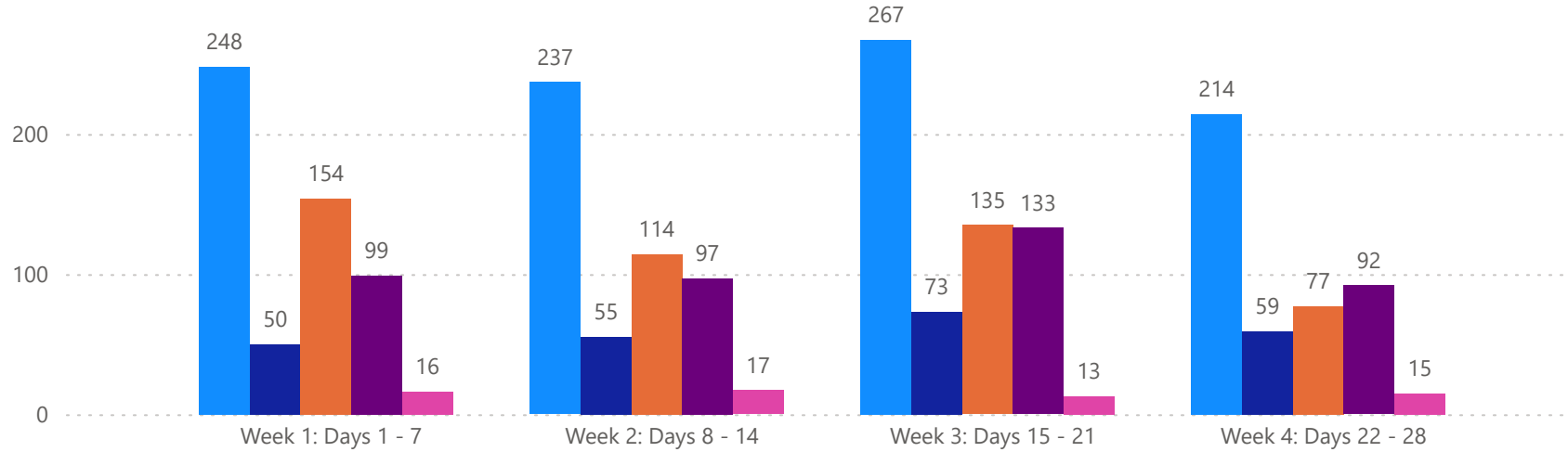
Closed Prior Year	Volume	Count
Tuesday, May 16, 2023	\$29,249,000	35
Monday, May 15, 2023	\$53,671,500	75
Saturday, May 13, 2023	\$335,000	1
Friday, May 12, 2023	\$40,625,600	72
Thursday, May 11, 2023	\$13,128,400	23
Wednesday, May 10, 2023	\$22,023,655	38
<b>Total</b>	<b>\$159,033,155</b>	<b>244</b>



# PINELLAS COUNTY - CONDO

## 5/16/2024

**MLSStatus** ● Active ● Canceled ● Pending ● Sold ● Temporarily Off-Market



### TOTALS

MLS Status	4 Week Total
Active	966
Canceled	237
Pending	480
Sold	421
Temporarily Off-Market	61

### DAILY MARKET CHANGE

Category	Sum of Pinellas
Back on the Market	6
New Listings	33
Price Decrease	33
Price Increase	2

\*Back on Market can be from these sources - Pending, Temp Off Market, Cancelled and Expired Listing)

## 7 DAY SOLD COMPARISON

Closed Prior Year	Volume	Count
Thursday, May 16, 2024	\$2,983,400	6
Wednesday, May 15, 2024	\$14,890,400	29
Tuesday, May 14, 2024	\$4,186,400	11
Monday, May 13, 2024	\$8,468,069	18
Friday, May 10, 2024	\$10,229,500	35
<b>Total</b>	<b>\$40,757,769</b>	<b>99</b>

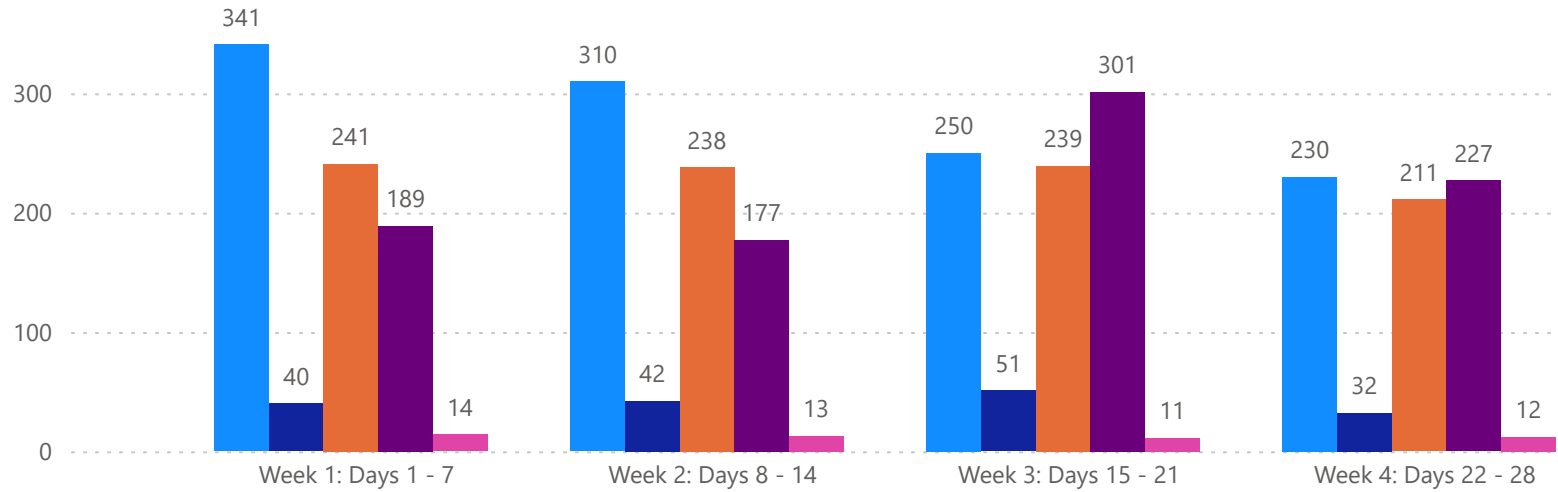
Closed Prior Year	Volume	Count
Tuesday, May 16, 2023	\$3,761,300	11
Monday, May 15, 2023	\$13,560,000	38
Saturday, May 13, 2023	\$265,000	1
Friday, May 12, 2023	\$11,980,799	34
Thursday, May 11, 2023	\$5,792,474	13
Wednesday, May 10, 2023	\$8,427,800	22
<b>Total</b>	<b>\$43,787,373</b>	<b>119</b>



# PASCO COUNTY - SINGLE FAMILY HOME

## 5/16/2024

**MLSStatus** ● Active ● Canceled ● Pending ● Sold ● Temporarily Off-Market



### TOTALS

MLS Status	4 Week Total
Active	1131
Canceled	165
Pending	929
Sold	894
Temporarily Off-Market	50

### DAILY MARKET CHANGE

Category	Sum of Pasco
Back on the Market	13
New Listings	56
Price Decrease	87
Price Increase	2

\*Back on Market can be from these sources - Pending, Temp Off Market, Cancelled and Expired Listing)

## 7 DAY SOLD COMPARISON

Closed Prior Year	Volume	Count
Thursday, May 16, 2024	\$6,061,010	13
Wednesday, May 15, 2024	\$21,435,265	47
Tuesday, May 14, 2024	\$10,582,467	27
Monday, May 13, 2024	\$17,922,620	40
Sunday, May 12, 2024	\$813,000	2
Saturday, May 11, 2024	\$525,000	1
Friday, May 10, 2024	\$24,965,979	59
<b>Total</b>	<b>\$82,305,341</b>	<b>189</b>

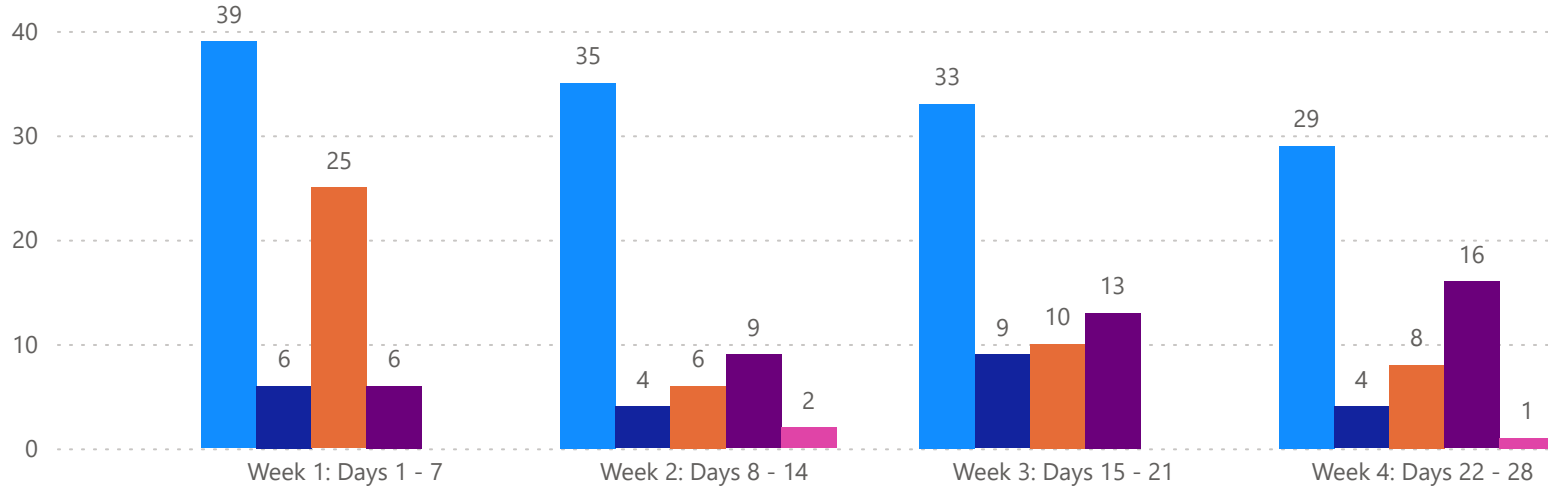
Closed Prior Year	Volume	Count
Tuesday, May 16, 2023	\$13,773,981	35
Monday, May 15, 2023	\$22,327,819	47
Friday, May 12, 2023	\$27,679,014	72
Thursday, May 11, 2023	\$14,504,960	31
Wednesday, May 10, 2023	\$8,792,054	20
<b>Total</b>	<b>\$87,077,828</b>	<b>205</b>



# PASCO COUNTY - CONDO

## 5/16/2024

**MLSStatus** ● Active ● Canceled ● Pending ● Sold ● Temporarily Off-Market



### TOTALS

MLS Status	4 Week Total
Active	136
Canceled	23
Pending	49
Sold	44
Temporarily Off-Market	3

### DAILY MARKET CHANGE

Category	Sum of Pasco
Back on the Market	2
New Listings	6
Price Decrease	9
Price Increase	0

\*Back on Market can be from these sources - Pending, Temp Off Market, Cancelled and Expired Listing)

### 7 DAY SOLD COMPARISON

Closed Prior Year	Volume	Count
Thursday, May 16, 2024	\$549,900	2
Wednesday, May 15, 2024	\$878,000	2
Tuesday, May 14, 2024	\$60,000	1
Monday, May 13, 2024	\$180,000	1
<b>Total</b>	<b>\$1,667,900</b>	<b>6</b>

Closed Prior Year	Volume	Count
Tuesday, May 16, 2023	\$150,000	1
Monday, May 15, 2023	\$179,000	1
Friday, May 12, 2023	\$177,500	1
Thursday, May 11, 2023	\$257,000	1
Wednesday, May 10, 2023	\$168,000	1
<b>Total</b>	<b>\$931,500</b>	<b>5</b>

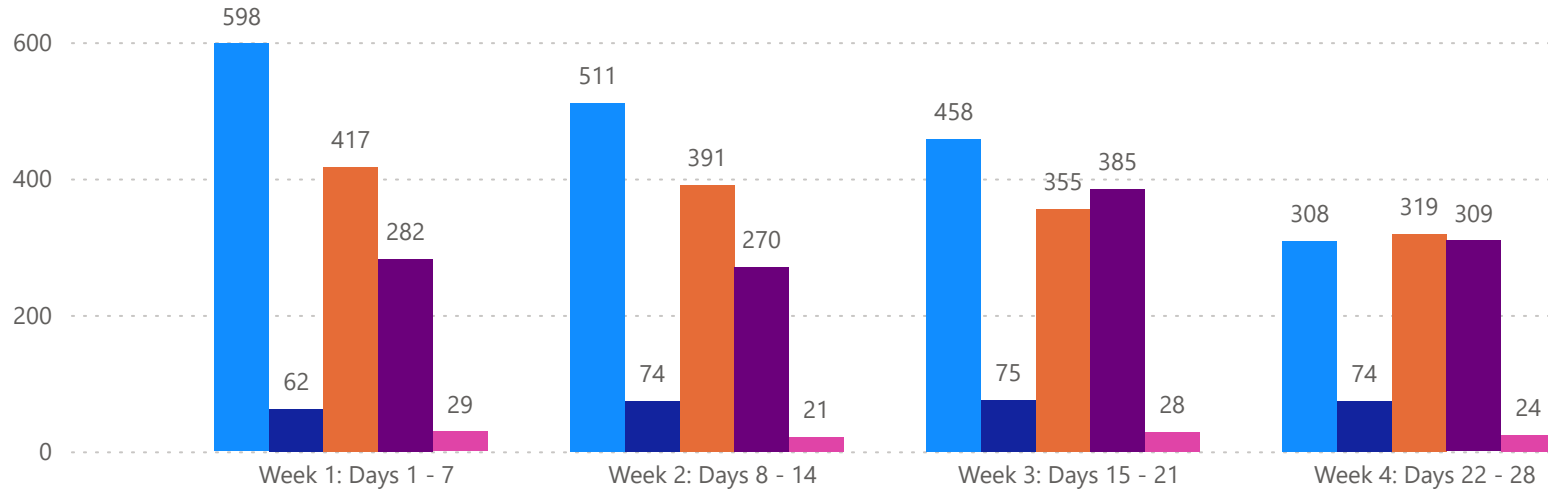




# HILLSBOROUGH COUNTY - SINGLE FAMILY HOME

## 5/16/2024

**MLSStatus** ● Active ● Canceled ● Pending ● Sold ● Temporarily Off-Market



### TOTALS

MLS Status	4 Week Total
Active	1875
Canceled	285
Pending	1482
Sold	1246
Temporarily Off-Market	102

### DAILY MARKET CHANGE

Category	Sum of Hillsborough	
Back on the Market	1	*Back on Market can be from these sources -
New Listings	10	Pending, Temp Off Market, Canceled and Expired Listing)
Price Decrease	10	
Price Increase	1	

### 7 DAY SOLD COMPARISON

Closed Prior Year	Volume	Count
Thursday, May 16, 2024	\$12,779,082	27
Wednesday, May 15, 2024	\$35,260,683	61
Tuesday, May 14, 2024	\$23,637,380	43
Monday, May 13, 2024	\$37,960,130	59
Sunday, May 12, 2024	\$388,000	1
Saturday, May 11, 2024	\$450,000	1
Friday, May 10, 2024	\$46,480,913	90
<b>Total</b>	<b>\$156,956,188</b>	<b>282</b>

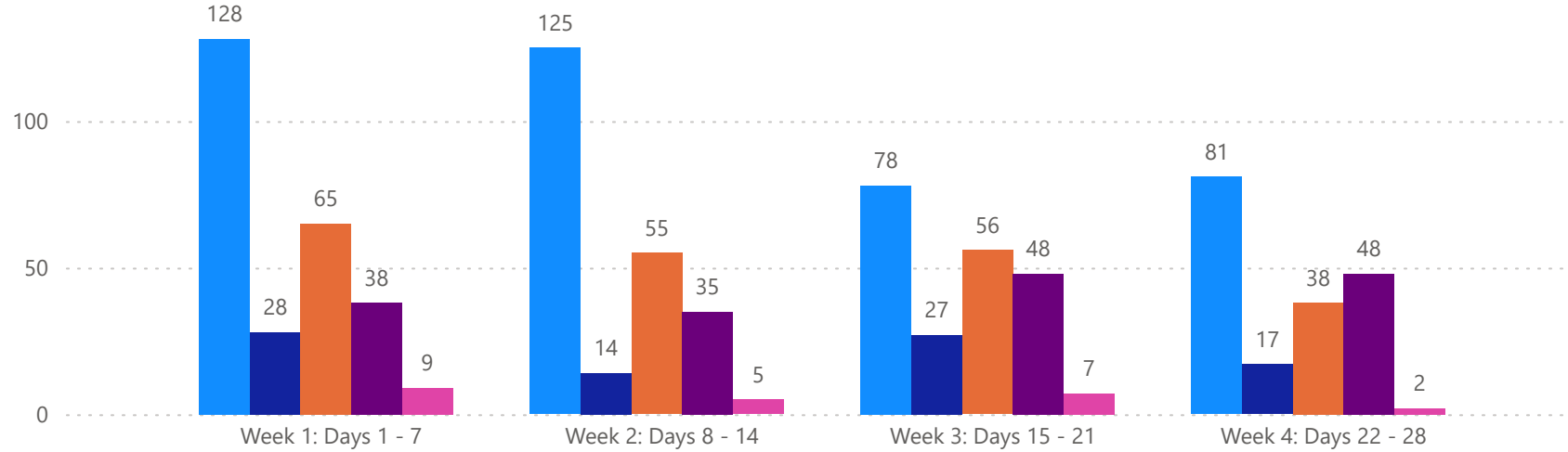
Closed Prior Year	Volume	Count
Tuesday, May 16, 2023	\$22,471,696	42
Monday, May 15, 2023	\$50,542,021	84
Sunday, May 14, 2023	\$389,900	1
Friday, May 12, 2023	\$62,767,746	125
Thursday, May 11, 2023	\$25,381,092	45
Wednesday, May 10, 2023	\$29,126,141	47
<b>Total</b>	<b>\$190,678,596</b>	<b>344</b>



# HILLSBOROUGH COUNTY - CONDO

## 5/16/2024

**MLSStatus** ● Active ● Canceled ● Pending ● Sold ● Temporarily Off-Market



### TOTALS

MLS Status	4 Week Total
Active	412
Canceled	86
Pending	214
Sold	169
Temporarily Off-Market	23

### DAILY MARKET CHANGE

Category	Sum of Hillsborough	
Back on the Market		*Back on Market can be from these sources -
New Listings	1	Pending, Temp Off Market, Canceled and Expired Listing)
Price Decrease	1	
Price Increase		

### 7 DAY SOLD COMPARISON

Closed Prior Year	Volume	Count
Thursday, May 16, 2024	\$466,000	2
Wednesday, May 15, 2024	\$6,925,000	14
Tuesday, May 14, 2024	\$1,281,900	3
Monday, May 13, 2024	\$2,139,000	8
Friday, May 10, 2024	\$3,964,500	11
<b>Total</b>	<b>\$14,776,400</b>	<b>38</b>

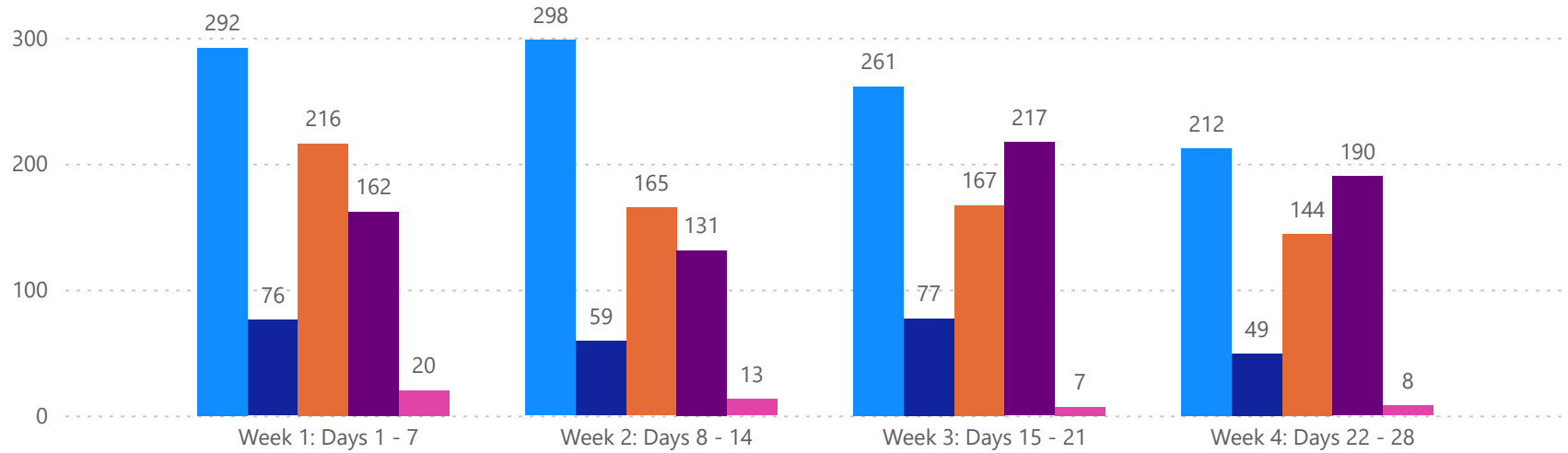
Closed Prior Year	Volume	Count
Tuesday, May 16, 2023	\$2,654,800	8
Monday, May 15, 2023	\$4,536,000	14
Friday, May 12, 2023	\$3,849,399	12
Thursday, May 11, 2023	\$3,535,900	9
Wednesday, May 10, 2023	\$3,908,000	11
<b>Total</b>	<b>\$18,484,099</b>	<b>54</b>



# SARASOTA COUNTY - SINGLE FAMILY HOME

## 5/16/2024

**MLSStatus** ● Active ● Canceled ● Pending ● Sold ● Temporarily Off-Market



### TOTALS

MLS Status	4 Week Total
Active	1063
Canceled	261
Pending	692
Sold	700
Temporarily Off-Market	48

### DAILY MARKET CHANGE

Category	Sum of Sarasota
Back on the Market	16
New Listings	30
Price Decrease	56
Price Increase	7

\*Back on Market can be from these sources - Pending, Temp Off Market, Cancelled and Expired Listing)

## 7 DAY SOLD COMPARISON

Closed Prior Year	Volume	Count
Thursday, May 16, 2024	\$21,965,000	12
Wednesday, May 15, 2024	\$55,068,859	44
Tuesday, May 14, 2024	\$15,777,900	24
Monday, May 13, 2024	\$16,207,368	28
Sunday, May 12, 2024	\$405,000	1
Friday, May 10, 2024	\$41,475,477	53
<b>Total</b>	<b>\$150,899,604</b>	<b>162</b>

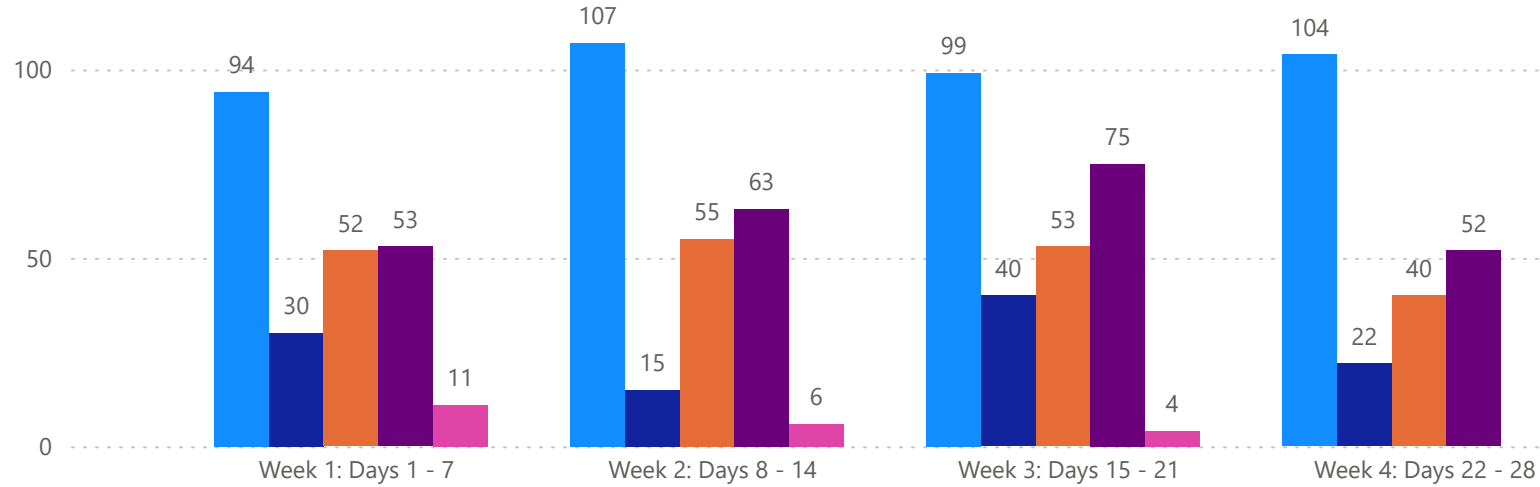
Closed Prior Year	Volume	Count
Tuesday, May 16, 2023	\$20,656,564	30
Monday, May 15, 2023	\$33,219,211	45
Friday, May 12, 2023	\$32,860,995	39
Thursday, May 11, 2023	\$11,066,695	14
Wednesday, May 10, 2023	\$14,471,792	23
<b>Total</b>	<b>\$112,275,257</b>	<b>151</b>



# SARASOTA COUNTY - CONDO

## 5/16/2024

**MLS Status** ● Active ● Canceled ● Pending ● Sold ● Temporarily Off-Market



### TOTALS

MLS Status	4 Week Total
Active	404
Canceled	107
Pending	200
Sold	243
Temporarily Off-Market	21

### DAILY MARKET CHANGE

Category	Sum of Sarasota
Back on the Market	6
New Listings	6
Price Decrease	19
Price Increase	0

\*Back on Market can be from these sources - Pending, Temp Off Market, Cancelled and Expired Listing)

### 7 DAY SOLD COMPARISON

Closed Prior Year	Volume	Count
Thursday, May 16, 2024	\$1,047,000	3
Wednesday, May 15, 2024	\$8,571,900	13
Tuesday, May 14, 2024	\$8,904,998	15
Monday, May 13, 2024	\$2,565,499	5
Friday, May 10, 2024	\$11,007,500	17
<b>Total</b>	<b>\$32,096,897</b>	<b>53</b>

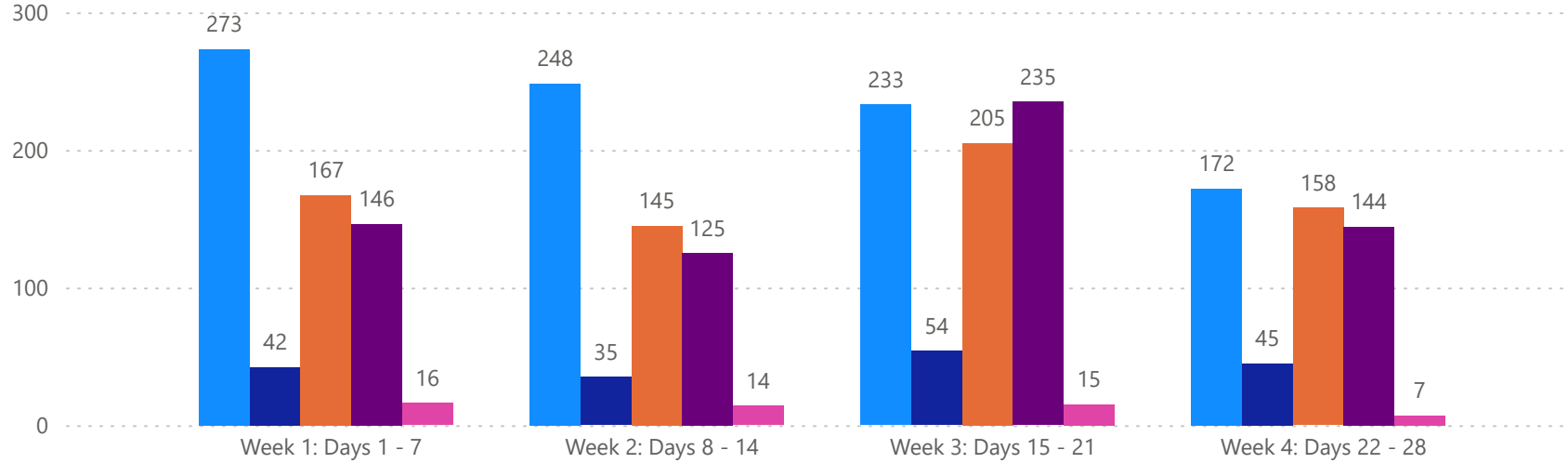
Closed Prior Year	Volume	Count
Tuesday, May 16, 2023	\$3,556,750	9
Monday, May 15, 2023	\$11,443,400	20
Friday, May 12, 2023	\$11,552,400	14
Thursday, May 11, 2023	\$4,232,490	8
Wednesday, May 10, 2023	\$7,961,000	11
<b>Total</b>	<b>\$38,746,040</b>	<b>62</b>



# MANATEE COUNTY - SINGLE FAMILY HOME

## 5/16/2024

**MLSStatus** ● Active ● Canceled ● Pending ● Sold ● Temporarily Off-Market



### TOTALS

MLS Status	4 Week Total
Active	926
Canceled	176
Pending	675
Sold	650
Temporarily Off-Market	52

### DAILY MARKET CHANGE

Category	Sum of Manatee
Back on the Market	8
New Listings	51
Price Decrease	57
Price Increase	0

\*Back on Market can be from these sources - Pending, Temp Off Market, Cancelled and Expired Listing)

## 7 DAY SOLD COMPARISON

Closed Prior Year	Volume	Count
Thursday, May 16, 2024	\$5,313,855	10
Wednesday, May 15, 2024	\$31,093,747	42
Tuesday, May 14, 2024	\$20,166,428	24
Monday, May 13, 2024	\$12,871,050	23
Saturday, May 11, 2024	\$991,000	2
Friday, May 10, 2024	\$27,551,830	45
<b>Total</b>	<b>\$97,987,910</b>	<b>146</b>

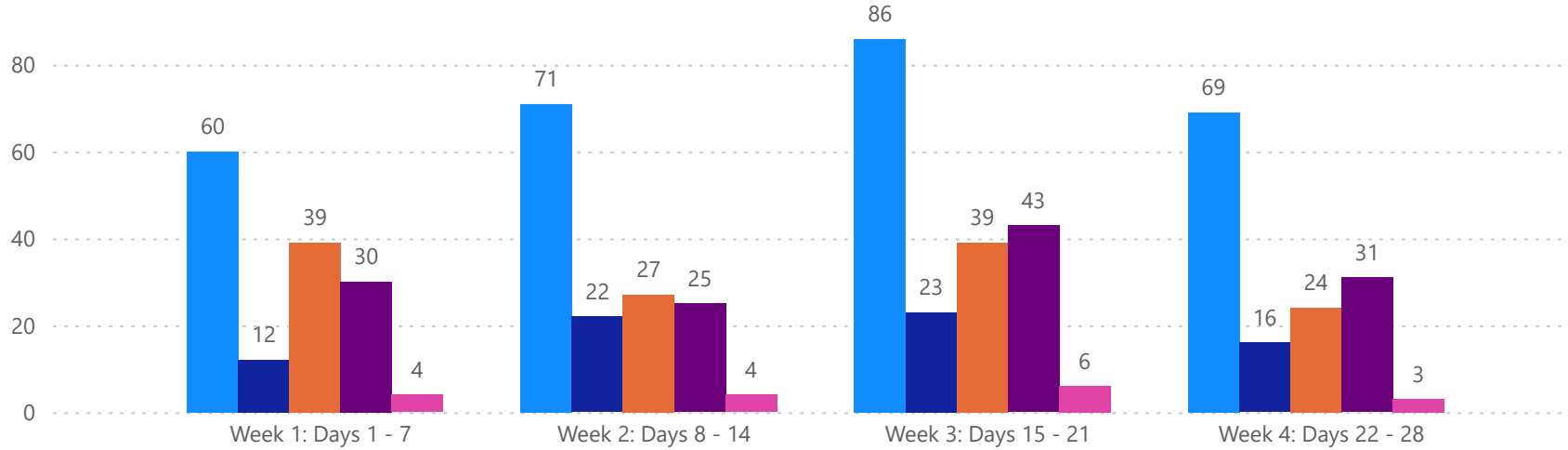
Closed Prior Year	Volume	Count
Tuesday, May 16, 2023	\$16,660,056	21
Monday, May 15, 2023	\$40,952,157	48
Saturday, May 13, 2023	\$430,000	1
Friday, May 12, 2023	\$35,245,526	45
Thursday, May 11, 2023	\$17,933,392	28
Wednesday, May 10, 2023	\$15,189,040	22
<b>Total</b>	<b>\$126,410,171</b>	<b>165</b>



# MANATEE COUNTY - CONDO

## 5/16/2024

**MLSStatus** ● Active ● Canceled ● Pending ● Sold ● Temporarily Off-Market



### TOTALS

MLS Status	4 Week Total
Active	286
Canceled	73
Pending	129
Sold	129
Temporarily Off-Market	17

### DAILY MARKET CHANGE

Category	Sum of Manatee
Back on the Market	1
New Listings	6
Price Decrease	14
Price Increase	0

\*Back on Market can be from these sources - Pending, Temp Off Market, Cancelled and Expired Listing)

### 7 DAY SOLD COMPARISON

Closed Prior Year	Volume	Count
Thursday, May 16, 2024	\$420,000	1
Wednesday, May 15, 2024	\$4,655,500	11
Tuesday, May 14, 2024	\$2,296,500	7
Monday, May 13, 2024	\$2,214,000	4
Friday, May 10, 2024	\$2,324,000	7
<b>Total</b>	<b>\$11,910,000</b>	<b>30</b>

Closed Prior Year	Volume	Count
Tuesday, May 16, 2023	\$8,101,900	7
Monday, May 15, 2023	\$500,000	1
Sunday, May 14, 2023	\$345,000	1
Friday, May 12, 2023	\$4,488,000	14
Thursday, May 11, 2023	\$3,637,000	10
Wednesday, May 10, 2023	\$2,438,900	7
<b>Total</b>	<b>\$19,510,800</b>	<b>40</b>

