



4 WEEK REAL ESTATE MARKET REPORT

Sunday, May 19, 2024

As of: Monday, May 20, 2024

- 1 Report Breakdown
- 2 Cumulative Tampa Bay Report - Single Family Home
- 3 Cumulative Tampa Bay Report - Condominium
- 4 Pinellas County - Single Family Home
- 5 Pinellas County - Condominium
- 6 Pasco County - Single Family Home
- 7 Pasco County - Condominium
- 8 Hillsborough County - Single Family Home
- 9 Hillsborough County - Condominium
- 10 Sarasota County - Single Family Home
- 11 Sarasota County - Condominium
- 12 Manatee County - Single Family Home
- 13 Manatee County - Condominium



4 WEEK REAL ESTATE MARKET REPORT

REPORT BREAKDOWN

Sunday, May 19, 2024

as of: 5/20/2024

Day 1	Sunday, May 19, 2024
Day 2	Saturday, May 18, 2024
Day 3	Friday, May 17, 2024
Day 4	Thursday, May 16, 2024
Day 5	Wednesday, May 15, 2024
Day 6	Tuesday, May 14, 2024
Day 7	Monday, May 13, 2024
Day 8	Sunday, May 12, 2024
Day 9	Saturday, May 11, 2024
Day 10	Friday, May 10, 2024
Day 11	Thursday, May 9, 2024
Day 12	Wednesday, May 8, 2024
Day 13	Tuesday, May 7, 2024
Day 14	Monday, May 6, 2024
Day 15	Sunday, May 5, 2024
Day 16	Saturday, May 4, 2024
Day 17	Friday, May 3, 2024
Day 18	Thursday, May 2, 2024
Day 19	Wednesday, May 1, 2024
Day 20	Tuesday, April 30, 2024
Day 21	Monday, April 29, 2024
Day 22	Sunday, April 28, 2024
Day 23	Saturday, April 27, 2024
Day 24	Friday, April 26, 2024
Day 25	Thursday, April 25, 2024
Day 26	Wednesday, April 24, 2024
Day 27	Tuesday, April 23, 2024
Day 28	Monday, April 22, 2024

REPORT BREAKDOWN

GRAPH:

Active - Newly listed during the date range

Pending - Status changed to 'pending' during the date range

Sold - Closed during the date range

Canceled - Canceled during the date range

Temp off Market - Status changed to 'temp' off market' during the date range

The date ranges are not cumulative.

Day 1: Sunday, May 19, 2024

Day 28: Monday, April 22, 2024

TOTALS:

4 Weeks: The summation of each date range (Day 1 - Day 28)

Market Changes

Day 1's New Listings, Price Increase, Price Decreases and Back on Market

Manatee County - Single Family Home

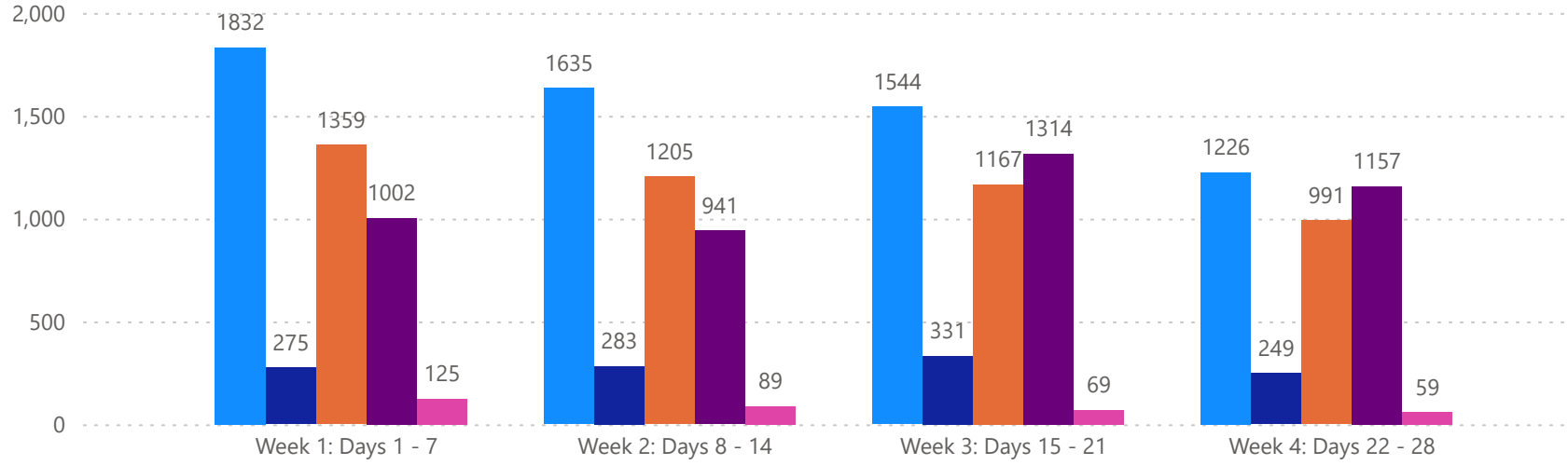
7 Day Sold Comparison

Compares the sold amount and volume in the last 7 days against the same timeframe in the prior year and days 8 - days 14.

TAMPA BAY - SINGLE FAMILY HOME

5/19/2024

MLS Status ● Active ● Canceled ● Pending ● Sold ● Temporarily Off-Market



TOTALS

MLS Status	4 Week Total
Active	6237
Canceled	1138
Pending	4722
Sold	4414
Temporarily Off-Market	342

DAILY MARKET CHANGE

Category	Sum of Total
Back on the Market	15
New Listings	52
Price Decrease	118
Price Increase	20

*Back on Market can be from these sources - Pending, Temp Off Market, Cancelled and Expired Listing)

7 DAY SOLD COMPARISON

Closed Prior Year	Volume	Count
Sunday, May 19, 2024	\$980,310	2
Saturday, May 18, 2024	\$1,789,000	3
Friday, May 17, 2024	\$148,353,910	255
Thursday, May 16, 2024	\$97,347,485	148
Wednesday, May 15, 2024	\$189,119,344	259
Tuesday, May 14, 2024	\$90,659,575	154
Monday, May 13, 2024	\$104,709,089	181
Total	\$632,958,713	1002

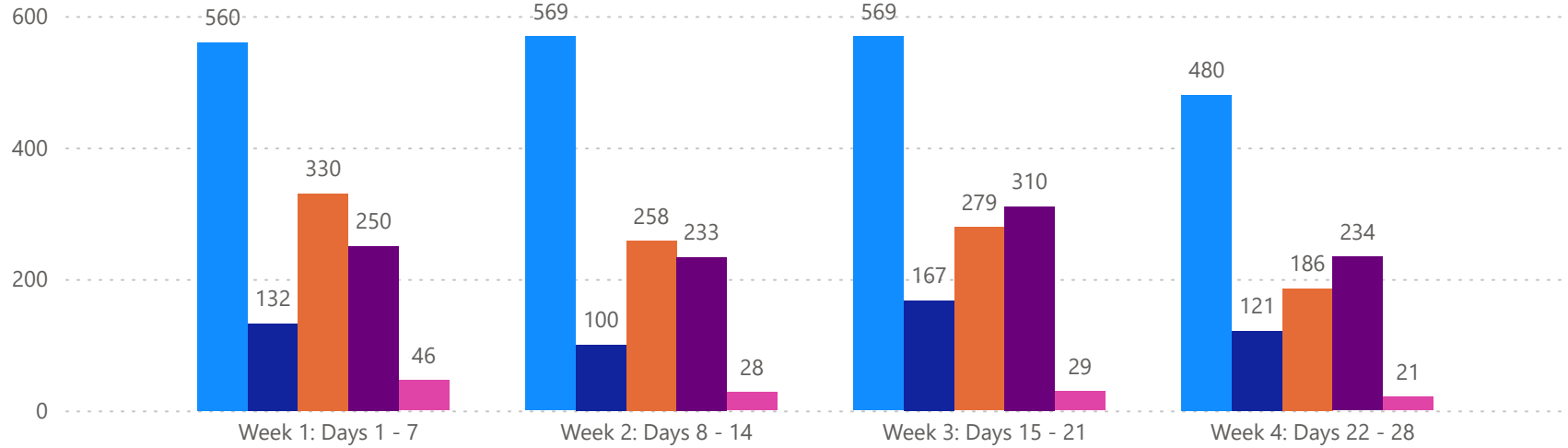
Closed Prior Year	Volume	Count
Friday, May 19, 2023	\$199,735,755	326
Thursday, May 18, 2023	\$114,519,413	185
Wednesday, May 17, 2023	\$86,155,558	151
Tuesday, May 16, 2023	\$102,811,297	163
Monday, May 15, 2023	\$200,712,708	299
Sunday, May 14, 2023	\$389,900	1
Saturday, May 13, 2023	\$765,000	2
Total	\$705,089,631	1127



TAMPA BAY - CONDO

5/19/2024

MLSStatus ● Active ● Canceled ● Pending ● Sold ● Temporarily Off-Market



TOTALS

MLS Status	4 Week Total
Active	2178
Canceled	520
Pending	1053
Sold	1027
Temporarily Off-Market	124

DAILY MARKET CHANGE

Category	Sum of Total
Back on the Market	6
New Listings	14
Price Decrease	43
Price Increase	2

*Back on Market can be from these sources - Pending, Temp Off Market, Cancelled and Expired Listing)

7 DAY SOLD COMPARISON

Closed Prior Year	Volume	Count
Saturday, May 18, 2024	\$1,900,000	1
Friday, May 17, 2024	\$24,857,559	66
Thursday, May 16, 2024	\$12,060,700	30
Wednesday, May 15, 2024	\$38,780,700	77
Tuesday, May 14, 2024	\$19,829,798	39
Monday, May 13, 2024	\$15,801,568	37
Total	\$113,230,325	250

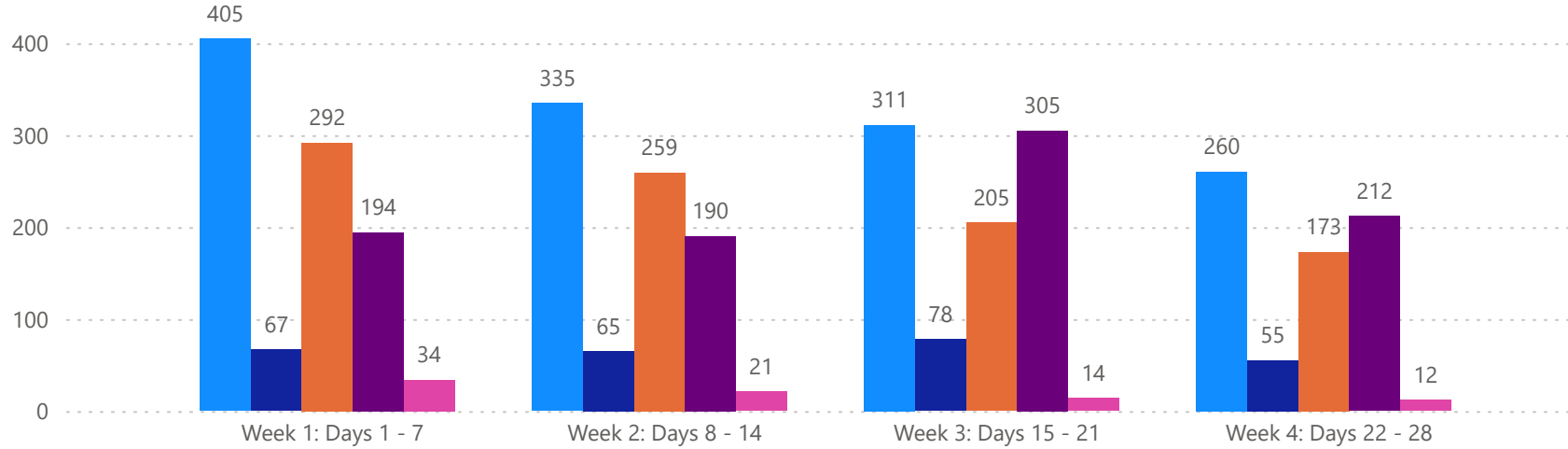
Closed Prior Year	Volume	Count
Friday, May 19, 2023	\$35,170,300	79
Thursday, May 18, 2023	\$25,295,575	46
Wednesday, May 17, 2023	\$22,318,719	52
Tuesday, May 16, 2023	\$18,224,750	36
Monday, May 15, 2023	\$30,218,400	74
Sunday, May 14, 2023	\$345,000	1
Saturday, May 13, 2023	\$265,000	1
Total	\$131,837,744	289



PINELLAS COUNTY - SINGLE FAMILY HOME

5/19/2024

MLS Status ● Active ● Canceled ● Pending ● Sold ● Temporarily Off-Market



TOTALS

MLS Status	4 Week Total
Active	1311
Canceled	265
Pending	929
Sold	901
Temporarily Off-Market	81

DAILY MARKET CHANGE

Category	Sum of Pinellas
Back on the Market	4
New Listings	8
Price Decrease	21
Price Increase	2

*Back on Market can be from these sources - Pending, Temp Off Market, Cancelled and Expired Listing)

7 DAY SOLD COMPARISON

Closed Prior Year	Volume	Count
Sunday, May 19, 2024	\$523,000	1
Friday, May 17, 2024	\$44,785,900	57
Thursday, May 16, 2024	\$18,032,395	26
Wednesday, May 15, 2024	\$33,957,800	48
Tuesday, May 14, 2024	\$18,939,400	33
Monday, May 13, 2024	\$18,859,096	29
Total	\$135,097,591	194

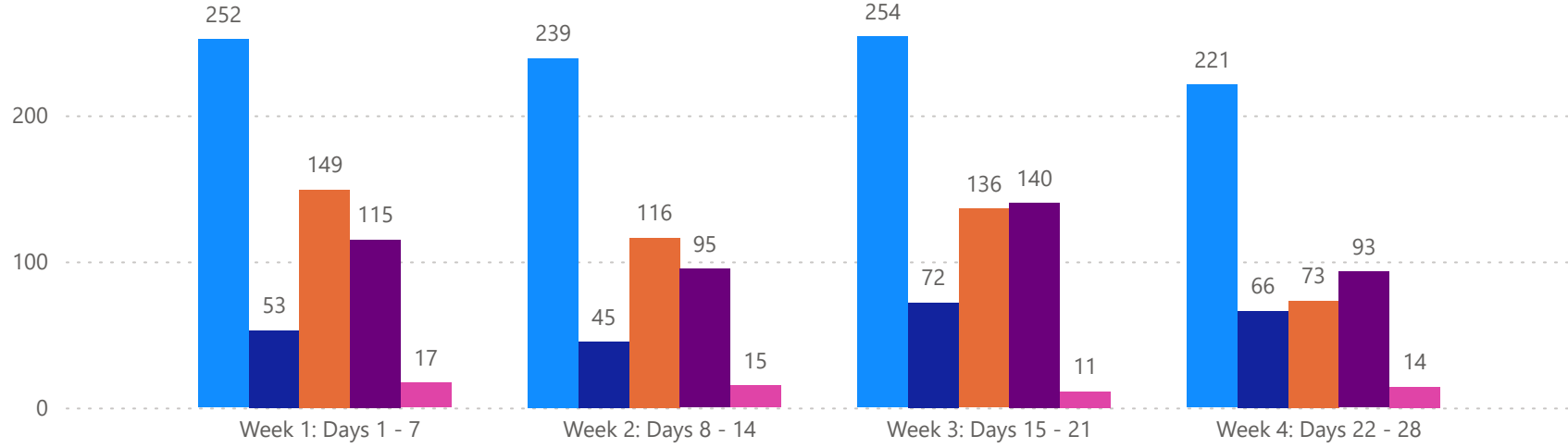
Closed Prior Year	Volume	Count
Friday, May 19, 2023	\$46,325,287	50
Thursday, May 18, 2023	\$33,481,250	43
Wednesday, May 17, 2023	\$13,381,610	28
Tuesday, May 16, 2023	\$29,249,000	35
Monday, May 15, 2023	\$53,671,500	75
Saturday, May 13, 2023	\$335,000	1
Total	\$176,443,647	232



PINELLAS COUNTY - CONDO

5/19/2024

MLSStatus ● Active ● Canceled ● Pending ● Sold ● Temporarily Off-Market



TOTALS

MLS Status	4 Week Total
Active	966
Canceled	236
Pending	474
Sold	443
Temporarily Off-Market	57

DAILY MARKET CHANGE

Category	Sum of Pinellas
Back on the Market	1
New Listings	7
Price Decrease	18
Price Increase	1

*Back on Market can be from these sources - Pending, Temp Off Market, Cancelled and Expired Listing)

7 DAY SOLD COMPARISON

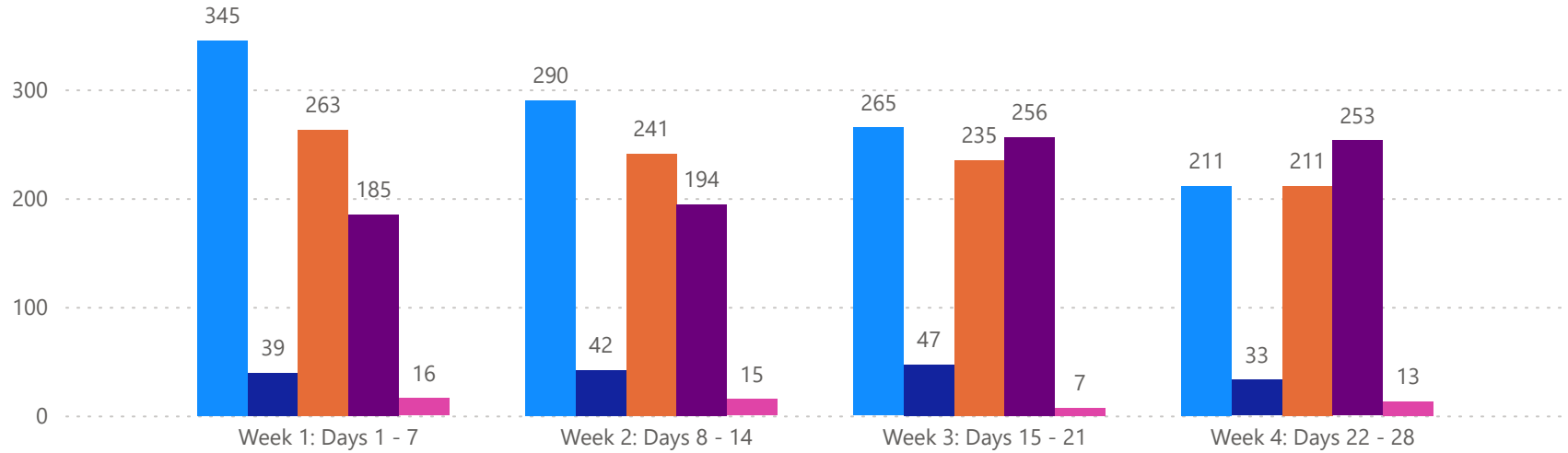
Closed Prior Year	Volume	Count	Closed Prior Year	Volume	Count
Friday, May 17, 2024	\$11,251,925	35	Friday, May 19, 2023	\$12,874,900	33
Thursday, May 16, 2024	\$8,153,900	18	Thursday, May 18, 2023	\$7,067,900	18
Wednesday, May 15, 2024	\$15,728,300	32	Wednesday, May 17, 2023	\$6,155,250	21
Tuesday, May 14, 2024	\$4,636,400	12	Tuesday, May 16, 2023	\$3,761,300	11
Monday, May 13, 2024	\$8,468,069	18	Monday, May 15, 2023	\$13,560,000	38
Total	\$48,238,594	115	Saturday, May 13, 2023	\$265,000	1
			Total	\$43,684,350	122



PASCO COUNTY - SINGLE FAMILY HOME

5/19/2024

MLSStatus ● Active ● Canceled ● Pending ● Sold ● Temporarily Off-Market



TOTALS

MLS Status	4 Week Total
Active	1111
Canceled	161
Pending	950
Sold	888
Temporarily Off-Market	51

DAILY MARKET CHANGE

Category	Sum of Pasco
Back on the Market	4
New Listings	12
Price Decrease	28
Price Increase	6

*Back on Market can be from these sources - Pending, Temp Off Market, Cancelled and Expired Listing)

7 DAY SOLD COMPARISON

Closed Prior Year	Volume	Count
Friday, May 17, 2024	\$17,504,150	41
Thursday, May 16, 2024	\$11,192,185	25
Wednesday, May 15, 2024	\$23,188,255	51
Tuesday, May 14, 2024	\$10,582,467	27
Monday, May 13, 2024	\$18,420,445	41
Total	\$80,887,502	185

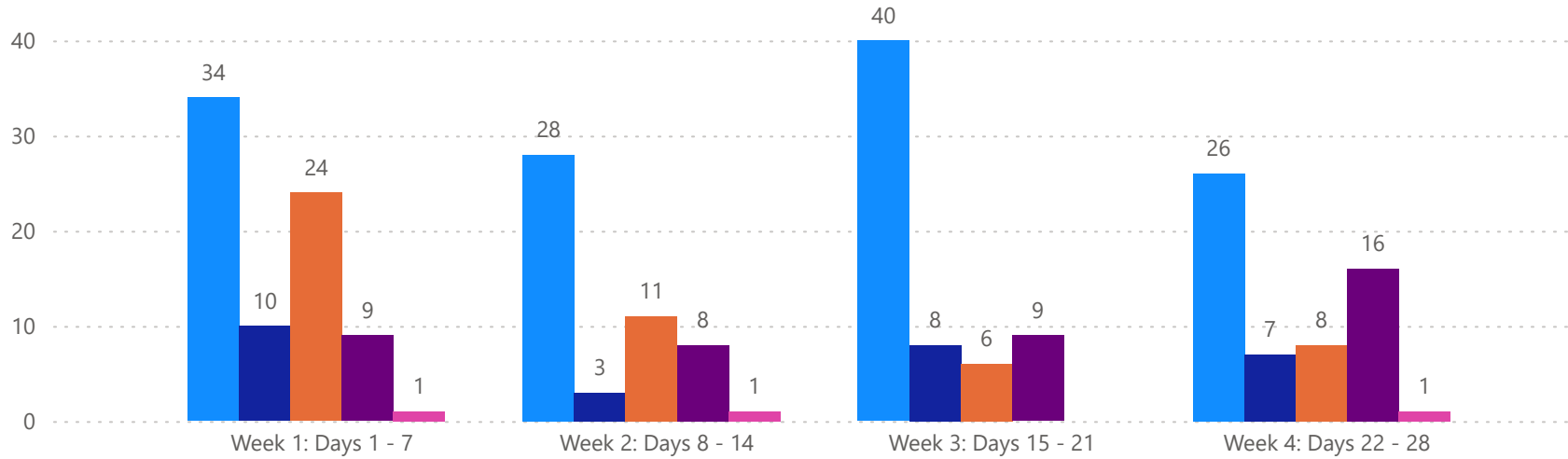
Closed Prior Year	Volume	Count
Friday, May 19, 2023	\$29,980,107	74
Thursday, May 18, 2023	\$12,202,886	29
Wednesday, May 17, 2023	\$18,094,527	41
Tuesday, May 16, 2023	\$13,773,981	35
Monday, May 15, 2023	\$22,327,819	47
Total	\$96,379,320	226



PASCO COUNTY - CONDO

5/19/2024

MLSStatus ● Active ● Canceled ● Pending ● Sold ● Temporarily Off-Market



TOTALS

MLS Status	4 Week Total
Active	128
Canceled	28
Pending	49
Sold	42
Temporarily Off-Market	3

DAILY MARKET CHANGE

Category	Sum of Pasco
Back on the Market	0
New Listings	1
Price Decrease	3
Price Increase	0

*Back on Market can be from these sources - Pending, Temp Off Market, Cancelled and Expired Listing)

7 DAY SOLD COMPARISON

Closed Prior Year	Volume	Count
Friday, May 17, 2024	\$364,000	2
Thursday, May 16, 2024	\$958,800	3
Wednesday, May 15, 2024	\$878,000	2
Tuesday, May 14, 2024	\$60,000	1
Monday, May 13, 2024	\$180,000	1
Total	\$2,440,800	9

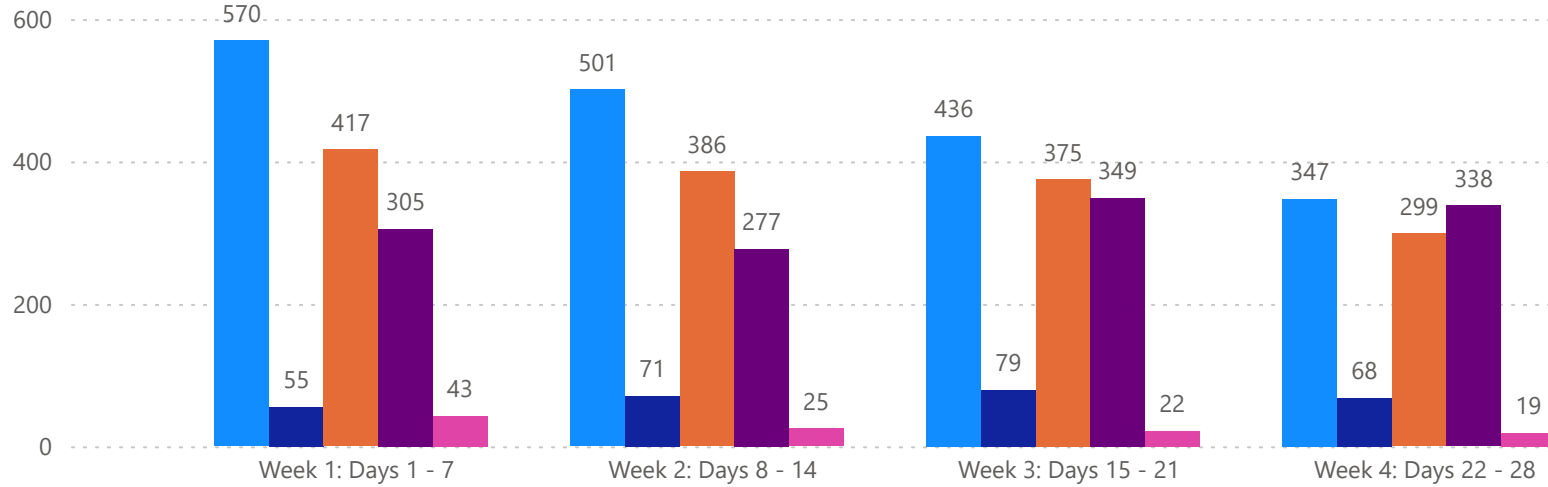
Closed Prior Year	Volume	Count
Friday, May 19, 2023	\$728,000	5
Wednesday, May 17, 2023	\$458,900	2
Tuesday, May 16, 2023	\$150,000	1
Monday, May 15, 2023	\$179,000	1
Total	\$1,515,900	9



HILLSBOROUGH COUNTY - SINGLE FAMILY HOME

5/19/2024

MLSStatus ● Active ● Canceled ● Pending ● Sold ● Temporarily Off-Market



TOTALS

MLS Status	4 Week Total
Active	1854
Canceled	273
Pending	1477
Sold	1269
Temporarily Off-Market	109

DAILY MARKET CHANGE

Category	Sum of Hillsborough	
Back on the Market		*Back on Market can be from these sources -
New Listings	1	Pending, Temp Off Market, Canceled and Expired Listing)
Price Decrease	3	
Price Increase		

7 DAY SOLD COMPARISON

Closed Prior Year	Volume	Count
Sunday, May 19, 2024	\$457,310	1
Friday, May 17, 2024	\$42,675,239	80
Thursday, May 16, 2024	\$24,112,557	52
Wednesday, May 15, 2024	\$37,646,683	66
Tuesday, May 14, 2024	\$25,193,380	46
Monday, May 13, 2024	\$38,351,130	60
Total	\$168,436,299	305

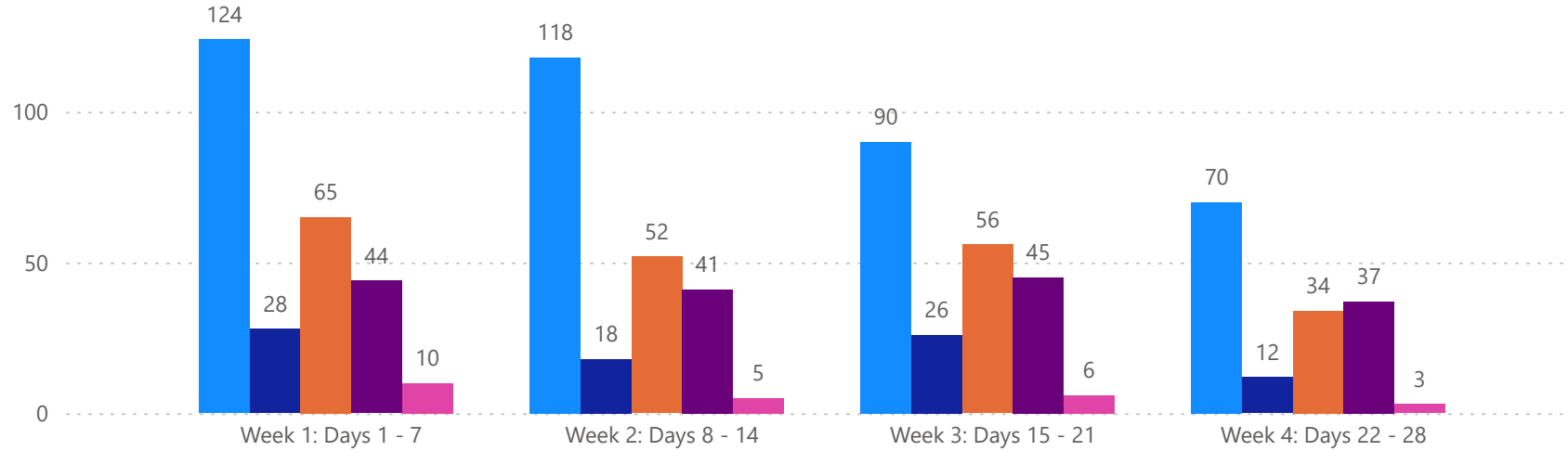
Closed Prior Year	Volume	Count
Friday, May 19, 2023	\$66,949,276	115
Thursday, May 18, 2023	\$32,222,157	62
Wednesday, May 17, 2023	\$22,507,249	41
Tuesday, May 16, 2023	\$22,471,696	42
Monday, May 15, 2023	\$50,542,021	84
Sunday, May 14, 2023	\$389,900	1
Total	\$195,082,299	345



HILLSBOROUGH COUNTY - CONDO

5/19/2024

MLSStatus ● Active ● Canceled ● Pending ● Sold ● Temporarily Off-Market



TOTALS

MLS Status	4 Week Total
Active	402
Canceled	84
Pending	207
Sold	167
Temporarily Off-Market	24

DAILY MARKET CHANGE

Category	Sum of Hillsborough
Back on the Market	
New Listings	
Price Decrease	
Price Increase	

*Back on Market can be from these sources - Pending, Temp Off Market, Cancelled and Expired Listing)

7 DAY SOLD COMPARISON

Closed Prior Year	Volume	Count
Friday, May 17, 2024	\$3,450,500	10
Thursday, May 16, 2024	\$1,481,000	5
Wednesday, May 15, 2024	\$7,494,000	17
Tuesday, May 14, 2024	\$1,281,900	3
Monday, May 13, 2024	\$2,374,000	9
Total	\$16,081,400	44

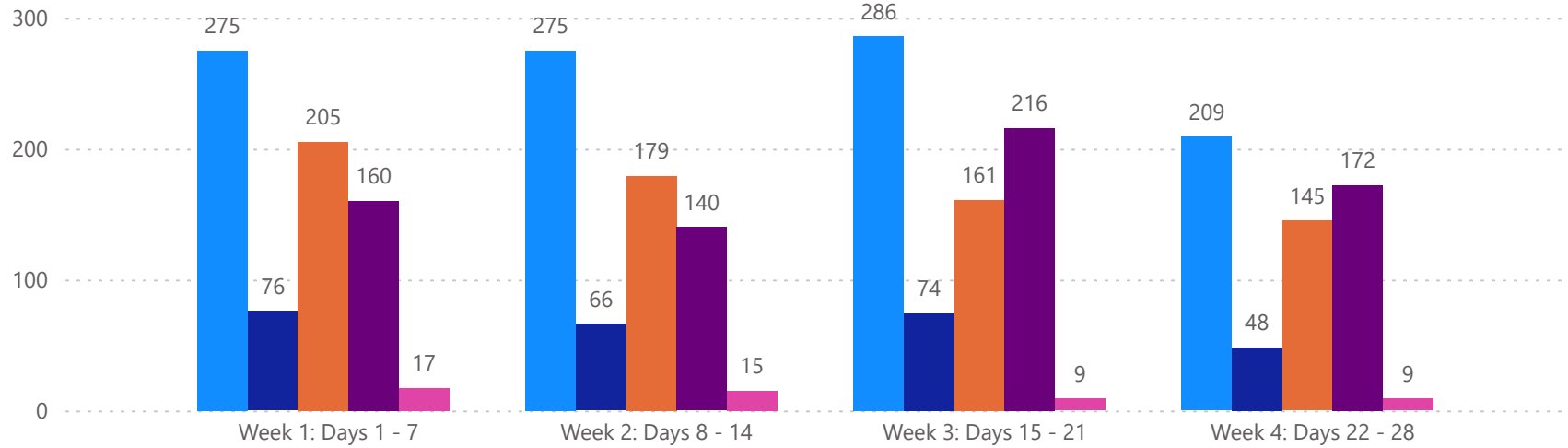
Closed Prior Year	Volume	Count
Friday, May 19, 2023	\$4,054,000	12
Thursday, May 18, 2023	\$3,335,000	8
Wednesday, May 17, 2023	\$2,680,900	11
Tuesday, May 16, 2023	\$2,654,800	8
Monday, May 15, 2023	\$4,536,000	14
Total	\$17,260,700	53



SARASOTA COUNTY - SINGLE FAMILY HOME

5/19/2024

MLSStatus ● Active ● Canceled ● Pending ● Sold ● Temporarily Off-Market



TOTALS

MLS Status	4 Week Total
Active	1045
Canceled	264
Pending	690
Sold	688
Temporarily Off-Market	50

DAILY MARKET CHANGE

Category	Sum of Sarasota
Back on the Market	1
New Listings	4
Price Decrease	18
Price Increase	2

*Back on Market can be from these sources - Pending, Temp Off Market, Cancelled and Expired Listing)

7 DAY SOLD COMPARISON

Closed Prior Year	Volume	Count
Saturday, May 18, 2024	\$1,279,000	2
Friday, May 17, 2024	\$18,980,879	34
Thursday, May 16, 2024	\$30,100,330	23
Wednesday, May 15, 2024	\$61,668,859	49
Tuesday, May 14, 2024	\$15,777,900	24
Monday, May 13, 2024	\$16,207,368	28
Total	\$144,014,336	160

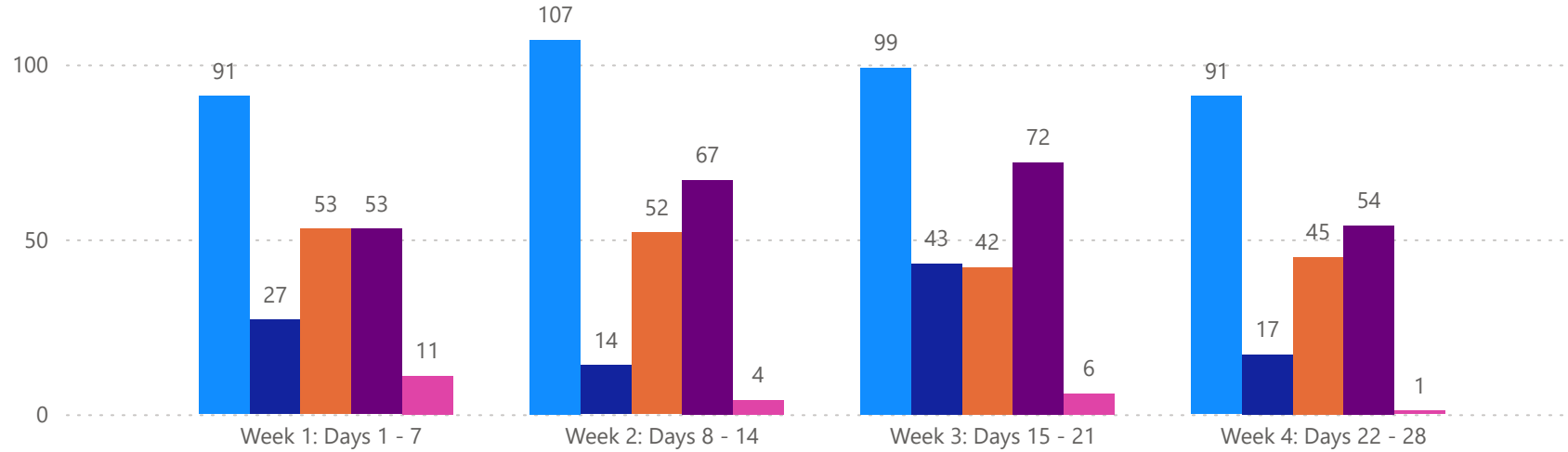
Closed Prior Year	Volume	Count
Friday, May 19, 2023	\$27,040,595	44
Thursday, May 18, 2023	\$20,565,210	34
Wednesday, May 17, 2023	\$20,048,780	22
Tuesday, May 16, 2023	\$20,656,564	30
Monday, May 15, 2023	\$33,219,211	45
Total	\$121,530,360	175



SARASOTA COUNTY - CONDO

5/19/2024

MLSStatus ● Active ● Canceled ● Pending ● Sold ● Temporarily Off-Market



TOTALS

MLS Status	4 Week Total
Active	388
Canceled	101
Pending	192
Sold	246
Temporarily Off-Market	22

DAILY MARKET CHANGE

Category	Sum of Sarasota
Back on the Market	3
New Listings	0
Price Decrease	8
Price Increase	1

*Back on Market can be from these sources - Pending, Temp Off Market, Cancelled and Expired Listing)

7 DAY SOLD COMPARISON

Closed Prior Year	Volume	Count
Saturday, May 18, 2024	\$1,900,000	1
Friday, May 17, 2024	\$7,244,134	13
Thursday, May 16, 2024	\$1,047,000	3
Wednesday, May 15, 2024	\$10,024,900	15
Tuesday, May 14, 2024	\$11,554,998	16
Monday, May 13, 2024	\$2,565,499	5
Total	\$34,336,531	53

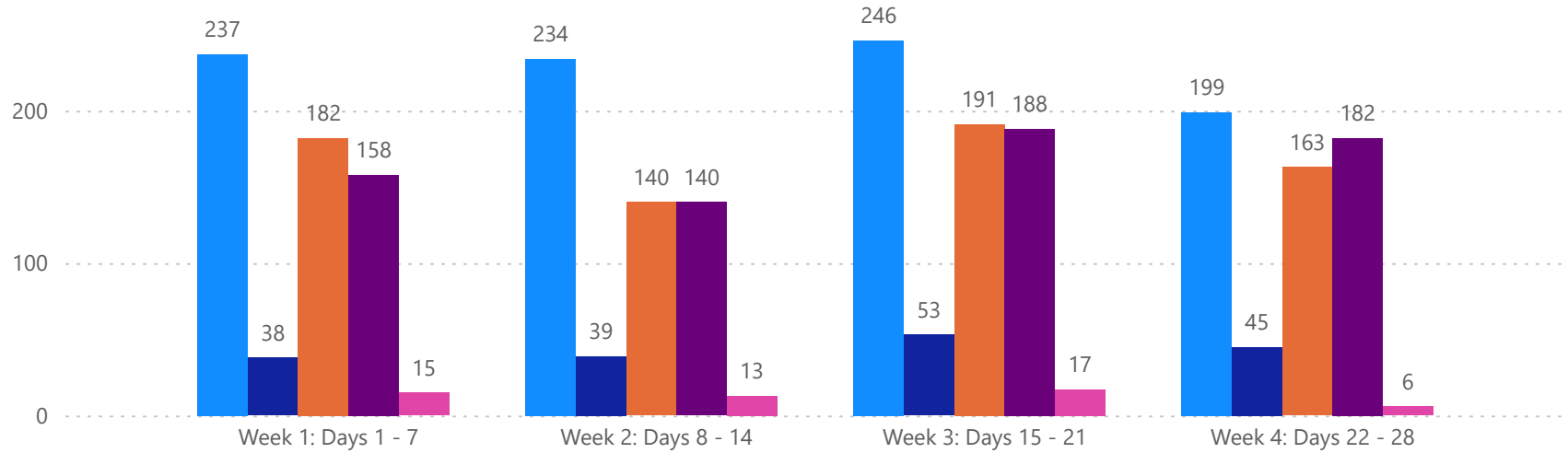
Closed Prior Year	Volume	Count
Friday, May 19, 2023	\$13,026,400	21
Thursday, May 18, 2023	\$12,587,675	13
Wednesday, May 17, 2023	\$4,717,570	12
Tuesday, May 16, 2023	\$3,556,750	9
Monday, May 15, 2023	\$11,443,400	20
Total	\$45,331,795	75



MANATEE COUNTY - SINGLE FAMILY HOME

5/19/2024

MLS Status ● Active ● Canceled ● Pending ● Sold ● Temporarily Off-Market



TOTALS

MLS Status	4 Week Total
Active	916
Canceled	175
Pending	676
Sold	668
Temporarily Off-Market	51

DAILY MARKET CHANGE

Category	Sum of Manatee
Back on the Market	1
New Listings	14
Price Decrease	18
Price Increase	7

*Back on Market can be from these sources - Pending, Temp Off Market, Cancelled and Expired Listing)

7 DAY SOLD COMPARISON

Closed Prior Year	Volume	Count
Saturday, May 18, 2024	\$510,000	1
Friday, May 17, 2024	\$24,407,742	43
Thursday, May 16, 2024	\$13,910,018	22
Wednesday, May 15, 2024	\$32,657,747	45
Tuesday, May 14, 2024	\$20,166,428	24
Monday, May 13, 2024	\$12,871,050	23
Total	\$104,522,985	158

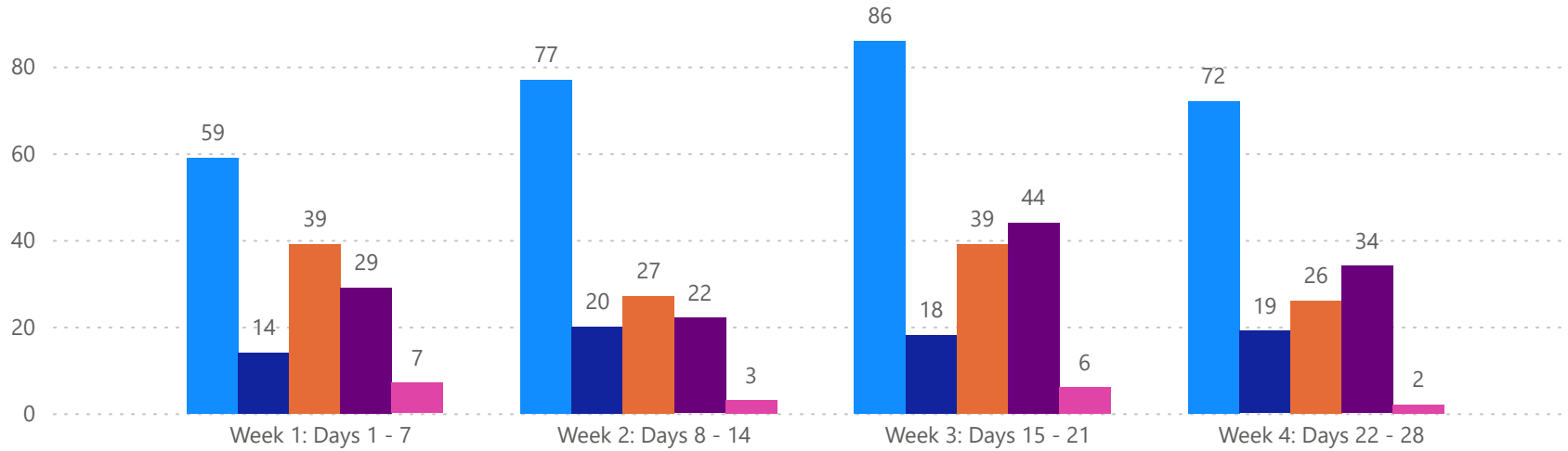
Closed Prior Year	Volume	Count
Friday, May 19, 2023	\$29,440,490	43
Thursday, May 18, 2023	\$16,047,910	17
Wednesday, May 17, 2023	\$12,123,392	19
Tuesday, May 16, 2023	\$16,660,056	21
Monday, May 15, 2023	\$40,952,157	48
Saturday, May 13, 2023	\$430,000	1
Total	\$115,654,005	149



MANATEE COUNTY - CONDO

5/19/2024

MLSStatus ● Active ● Canceled ● Pending ● Sold ● Temporarily Off-Market



TOTALS

MLS Status	4 Week Total
Active	294
Canceled	71
Pending	131
Sold	129
Temporarily Off-Market	18

DAILY MARKET CHANGE

Category	Sum of Manatee
Back on the Market	0
New Listings	3
Price Decrease	6
Price Increase	0

*Back on Market can be from these sources - Pending, Temp Off Market, Cancelled and Expired Listing)

7 DAY SOLD COMPARISON

Closed Prior Year	Volume	Count
Friday, May 17, 2024	\$2,547,000	6
Thursday, May 16, 2024	\$420,000	1
Wednesday, May 15, 2024	\$4,655,500	11
Tuesday, May 14, 2024	\$2,296,500	7
Monday, May 13, 2024	\$2,214,000	4
Total	\$12,133,000	29

Closed Prior Year	Volume	Count
Friday, May 19, 2023	\$4,487,000	8
Thursday, May 18, 2023	\$2,305,000	7
Wednesday, May 17, 2023	\$8,306,099	6
Tuesday, May 16, 2023	\$8,101,900	7
Monday, May 15, 2023	\$500,000	1
Sunday, May 14, 2023	\$345,000	1
Total	\$24,044,999	30

