



# 4 WEEK REAL ESTATE MARKET REPORT

Tuesday, May 21, 2024

*As of: Wednesday, May 22, 2024*

- 1 Report Breakdown
- 2 Cumulative Tampa Bay Report - Single Family Home
- 3 Cumulative Tampa Bay Report - Condominium
- 4 Pinellas County - Single Family Home
- 5 Pinellas County - Condominium
- 6 Pasco County - Single Family Home
- 7 Pasco County - Condominium
- 8 Hillsborough County - Single Family Home
- 9 Hillsborough County - Condominium
- 10 Sarasota County - Single Family Home
- 11 Sarasota County - Condominium
- 12 Manatee County - Single Family Home
- 13 Manatee County - Condominium



# 4 WEEK REAL ESTATE MARKET REPORT

## REPORT BREAKDOWN

Tuesday, May 21, 2024

as of: 5/22/2024

<b>Day 1</b>	Tuesday, May 21, 2024
<b>Day 2</b>	Monday, May 20, 2024
<b>Day 3</b>	Sunday, May 19, 2024
<b>Day 4</b>	Saturday, May 18, 2024
<b>Day 5</b>	Friday, May 17, 2024
<b>Day 6</b>	Thursday, May 16, 2024
<b>Day 7</b>	Wednesday, May 15, 2024
<b>Day 8</b>	Tuesday, May 14, 2024
<b>Day 9</b>	Monday, May 13, 2024
<b>Day 10</b>	Sunday, May 12, 2024
<b>Day 11</b>	Saturday, May 11, 2024
<b>Day 12</b>	Friday, May 10, 2024
<b>Day 13</b>	Thursday, May 9, 2024
<b>Day 14</b>	Wednesday, May 8, 2024
<b>Day 15</b>	Tuesday, May 7, 2024
<b>Day 16</b>	Monday, May 6, 2024
<b>Day 17</b>	Sunday, May 5, 2024
<b>Day 18</b>	Saturday, May 4, 2024
<b>Day 19</b>	Friday, May 3, 2024
<b>Day 20</b>	Thursday, May 2, 2024
<b>Day 21</b>	Wednesday, May 1, 2024
<b>Day 22</b>	Tuesday, April 30, 2024
<b>Day 23</b>	Monday, April 29, 2024
<b>Day 24</b>	Sunday, April 28, 2024
<b>Day 25</b>	Saturday, April 27, 2024
<b>Day 26</b>	Friday, April 26, 2024
<b>Day 27</b>	Thursday, April 25, 2024
<b>Day 28</b>	Wednesday, April 24, 2024

### REPORT BREAKDOWN

#### GRAPH:

Active - Newly listed during the date range

Pending - Status changed to 'pending' during the date range

Sold - Closed during the date range

Canceled - Canceled during the date range

Temp off Market - Status changed to 'temp' off market' during the date range

The date ranges are not cumulative.

Day 1: Tuesday, May 21, 2024

Day 28: Wednesday, April 24, 2024

#### TOTALS:

4 Weeks: The summation of each date range (Day 1 - Day 28)

#### Market Changes

Day 1's New Listings, Price Increase, Price Decreases and Back on Market

Manatee County - Single Family Home

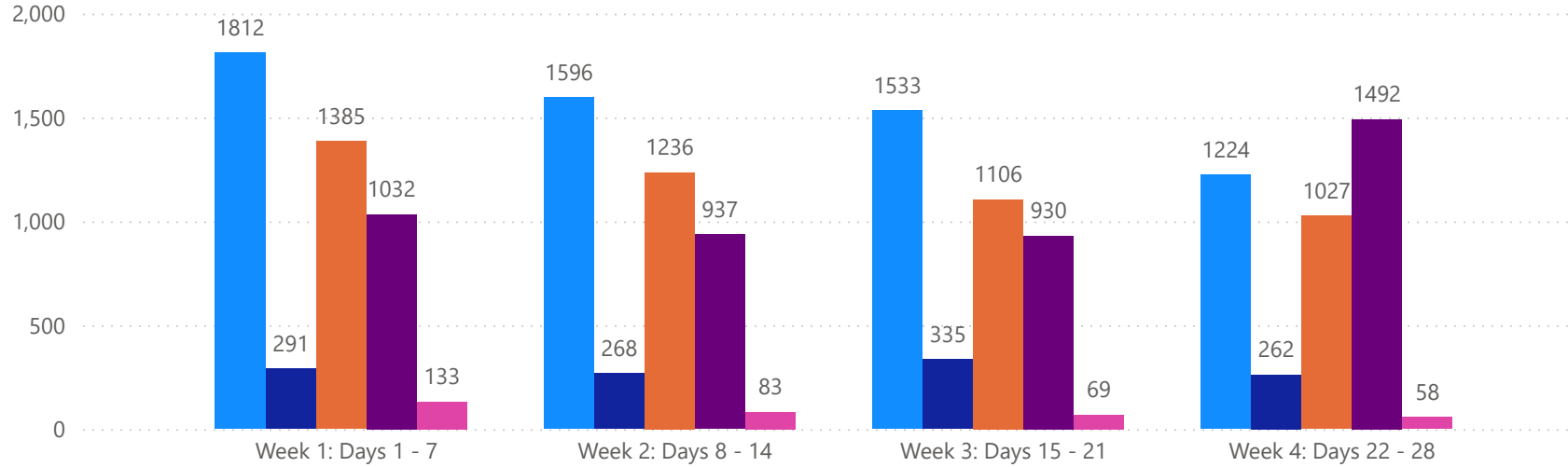
#### 7 Day Sold Comparison

Compares the sold amount and volume in the last 7 days against the same timeframe in the prior year and days 8 - days 14.

# TAMPA BAY - SINGLE FAMILY HOME

## 5/21/2024

**MLSStatus** ● Active ● Canceled ● Pending ● Sold ● Temporarily Off-Market



### TOTALS

MLS Status	4 Week Total
Active	6165
Canceled	1156
Pending	4754
Sold	4391
Temporarily Off-Market	343

### DAILY MARKET CHANGE

Category	Sum of Total	
Back on the Market	48	*Back on Market can be from these sources - Pending, Temp Off Market, Cancelled and Expired Listing)
New Listings	195	
Price Decrease	376	
Price Increase	24	

## 7 DAY SOLD COMPARISON

Closed Prior Year	Volume	Count
Tuesday, May 21, 2024	\$45,112,999	83
Monday, May 20, 2024	\$101,974,262	163
Sunday, May 19, 2024	\$1,597,810	4
Saturday, May 18, 2024	\$3,346,000	7
Friday, May 17, 2024	\$195,446,722	339
Thursday, May 16, 2024	\$113,266,239	176
Wednesday, May 15, 2024	\$189,798,854	260
<b>Total</b>	<b>\$650,542,886</b>	<b>1032</b>

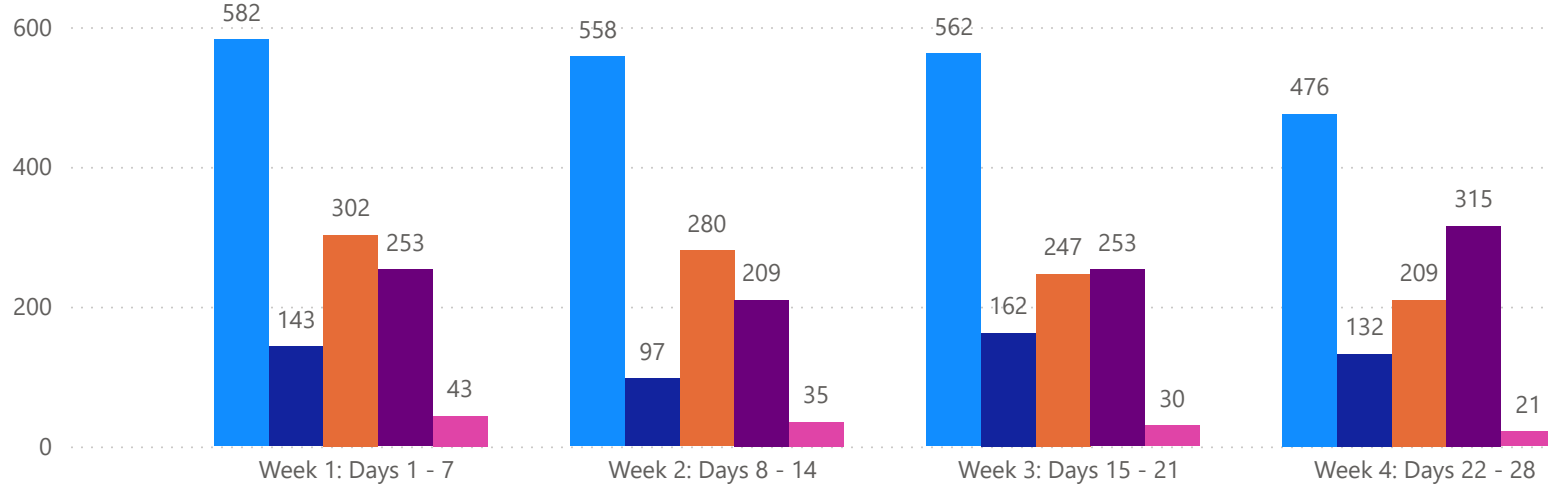
Closed Prior Year	Volume	Count
Sunday, May 21, 2023	\$2,698,900	6
Saturday, May 20, 2023	\$2,328,300	6
Friday, May 19, 2023	\$199,735,755	326
Thursday, May 18, 2023	\$114,519,413	185
Wednesday, May 17, 2023	\$86,155,558	151
Tuesday, May 16, 2023	\$102,811,297	163
Monday, May 15, 2023	\$200,712,708	299
<b>Total</b>	<b>\$708,961,931</b>	<b>1136</b>



# TAMPA BAY - CONDO

## 5/21/2024

**MLSStatus** ● Active ● Canceled ● Pending ● Sold ● Temporarily Off-Market



### TOTALS

MLS Status	4 Week Total
Active	2178
Canceled	534
Pending	1038
Sold	1030
Temporarily Off-Market	129

### DAILY MARKET CHANGE

Category	Sum of Total
Back on the Market	14
New Listings	52
Price Decrease	104
Price Increase	4

\*Back on Market can be from these sources - Pending, Temp Off Market, Cancelled and Expired Listing)

### 7 DAY SOLD COMPARISON

Closed Prior Year	Volume	Count
Tuesday, May 21, 2024	\$6,348,500	20
Monday, May 20, 2024	\$24,364,150	31
Saturday, May 18, 2024	\$2,010,000	2
Friday, May 17, 2024	\$31,444,459	87
Thursday, May 16, 2024	\$14,522,600	36
Wednesday, May 15, 2024	\$38,780,700	77
<b>Total</b>	<b>\$117,470,409</b>	<b>253</b>

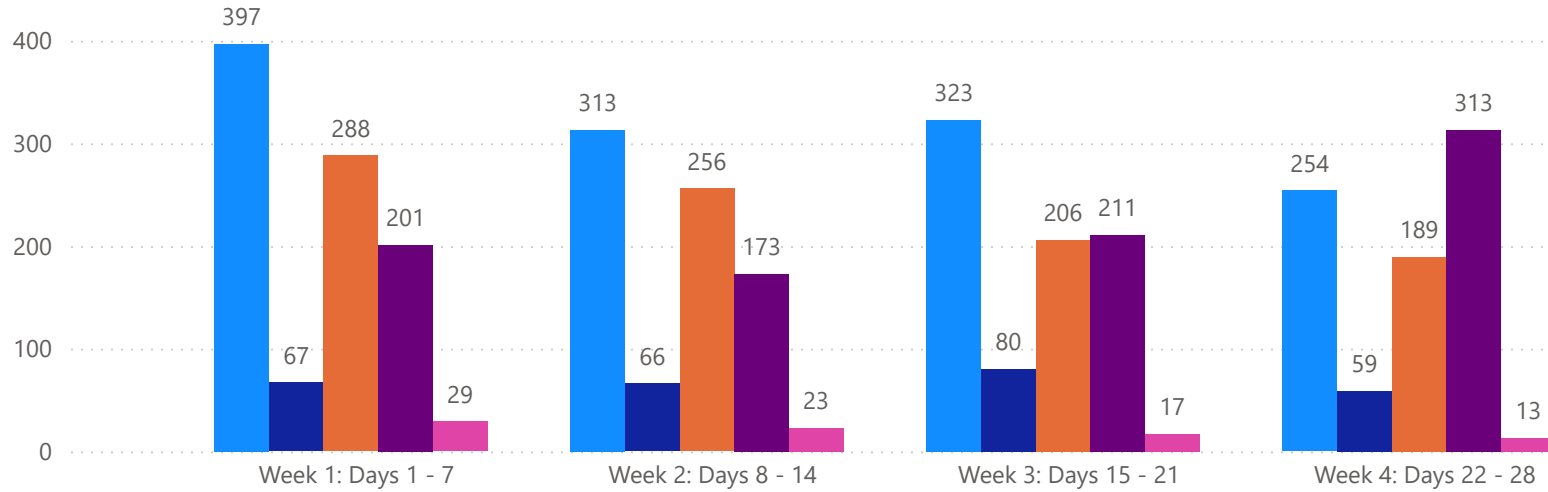
Closed Prior Year	Volume	Count
Sunday, May 21, 2023	\$253,000	1
Saturday, May 20, 2023	\$5,522,000	4
Friday, May 19, 2023	\$35,170,300	79
Thursday, May 18, 2023	\$25,295,575	46
Wednesday, May 17, 2023	\$22,318,719	52
Tuesday, May 16, 2023	\$18,224,750	36
Monday, May 15, 2023	\$30,218,400	74
<b>Total</b>	<b>\$137,002,744</b>	<b>292</b>



# PINELLAS COUNTY - SINGLE FAMILY HOME

## 5/21/2024

**MLSStatus** ● Active ● Canceled ● Pending ● Sold ● Temporarily Off-Market



### TOTALS

MLS Status	4 Week Total
Active	1287
Canceled	272
Pending	939
Sold	898
Temporarily Off-Market	82

### DAILY MARKET CHANGE

Category	Sum of Pinellas
Back on the Market	14
New Listings	35
Price Decrease	72
Price Increase	2

\*Back on Market can be from these sources - Pending, Temp Off Market, Cancelled and Expired Listing)

## 7 DAY SOLD COMPARISON

Closed Prior Year	Volume	Count
Tuesday, May 21, 2024	\$9,140,600	18
Monday, May 20, 2024	\$15,733,082	30
Sunday, May 19, 2024	\$523,000	1
Saturday, May 18, 2024	\$525,000	1
Friday, May 17, 2024	\$54,961,825	73
Thursday, May 16, 2024	\$20,500,395	30
Wednesday, May 15, 2024	\$33,957,800	48
<b>Total</b>	<b>\$135,341,702</b>	<b>201</b>

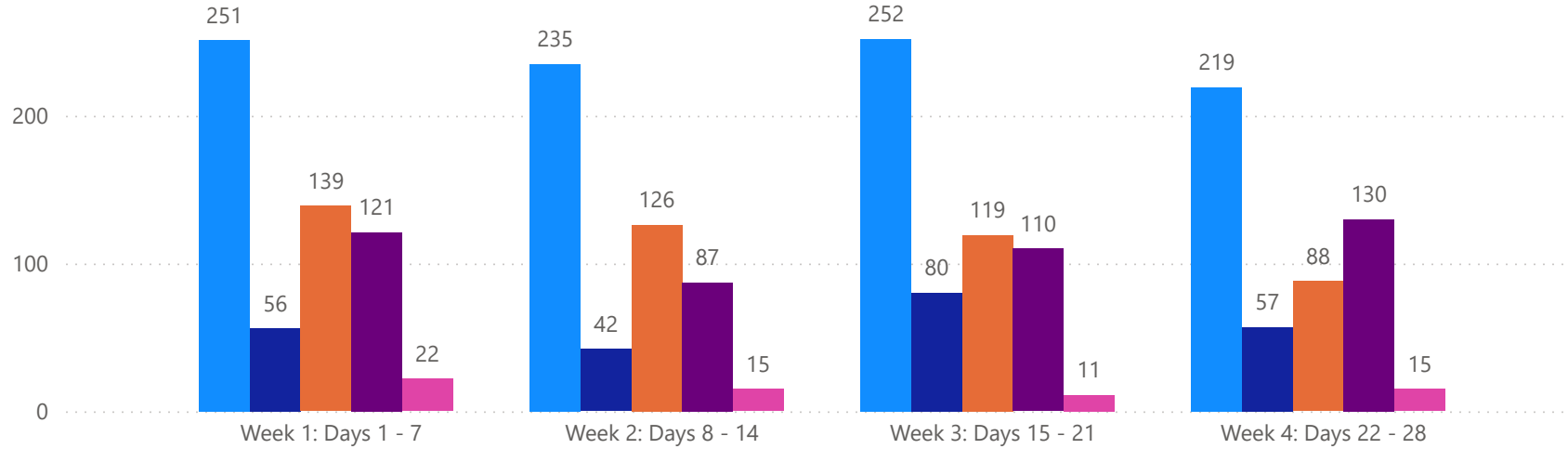
Closed Prior Year	Volume	Count
Sunday, May 21, 2023	\$679,000	2
Friday, May 19, 2023	\$46,325,287	50
Thursday, May 18, 2023	\$33,481,250	43
Wednesday, May 17, 2023	\$13,381,610	28
Tuesday, May 16, 2023	\$29,249,000	35
Monday, May 15, 2023	\$53,671,500	75
<b>Total</b>	<b>\$176,787,647</b>	<b>233</b>



# PINELLAS COUNTY - CONDO

## 5/21/2024

**MLSStatus** ● Active ● Canceled ● Pending ● Sold ● Temporarily Off-Market



### TOTALS

MLS Status	4 Week Total
Active	957
Canceled	235
Pending	472
Sold	448
Temporarily Off-Market	63

### DAILY MARKET CHANGE

Category	Sum of Pinellas
Back on the Market	7
New Listings	16
Price Decrease	55
Price Increase	1

\*Back on Market can be from these sources - Pending, Temp Off Market, Cancelled and Expired Listing)

## 7 DAY SOLD COMPARISON

Closed Prior Year	Volume	Count
Tuesday, May 21, 2024	\$2,263,000	9
Monday, May 20, 2024	\$6,084,250	14
Friday, May 17, 2024	\$14,600,925	46
Thursday, May 16, 2024	\$8,606,800	20
Wednesday, May 15, 2024	\$15,728,300	32
<b>Total</b>	<b>\$47,283,275</b>	<b>121</b>

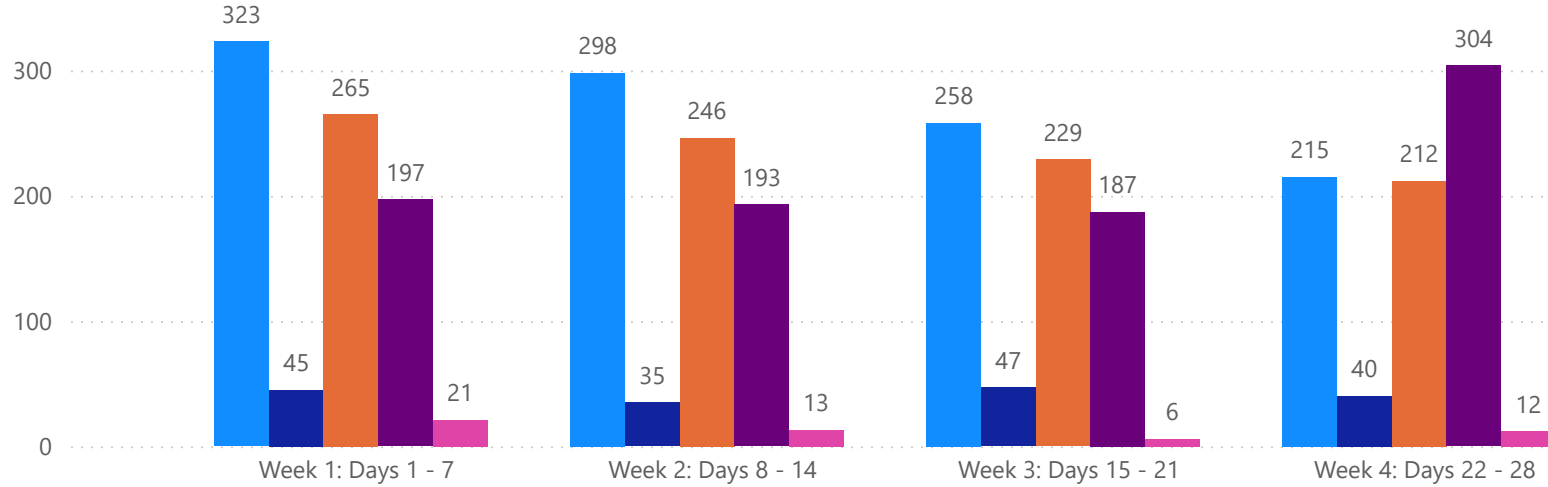
Closed Prior Year	Volume	Count
Saturday, May 20, 2023	\$727,000	2
Friday, May 19, 2023	\$12,874,900	33
Thursday, May 18, 2023	\$7,067,900	18
Wednesday, May 17, 2023	\$6,155,250	21
Tuesday, May 16, 2023	\$3,761,300	11
Monday, May 15, 2023	\$13,560,000	38
<b>Total</b>	<b>\$44,146,350</b>	<b>123</b>



# PASCO COUNTY - SINGLE FAMILY HOME

## 5/21/2024

**MLSStatus** ● Active ● Canceled ● Pending ● Sold ● Temporarily Off-Market



### TOTALS

MLS Status	4 Week Total
Active	1094
Canceled	167
Pending	952
Sold	881
Temporarily Off-Market	52

### DAILY MARKET CHANGE

Category	Sum of Pasco
Back on the Market	8
New Listings	36
Price Decrease	71
Price Increase	1

\*Back on Market can be from these sources - Pending, Temp Off Market, Cancelled and Expired Listing)

## 7 DAY SOLD COMPARISON

Closed Prior Year	Volume	Count
Tuesday, May 21, 2024	\$6,137,726	14
Monday, May 20, 2024	\$15,513,481	38
Friday, May 17, 2024	\$24,197,865	58
Thursday, May 16, 2024	\$15,069,765	35
Wednesday, May 15, 2024	\$23,867,765	52
<b>Total</b>	<b>\$84,786,602</b>	<b>197</b>

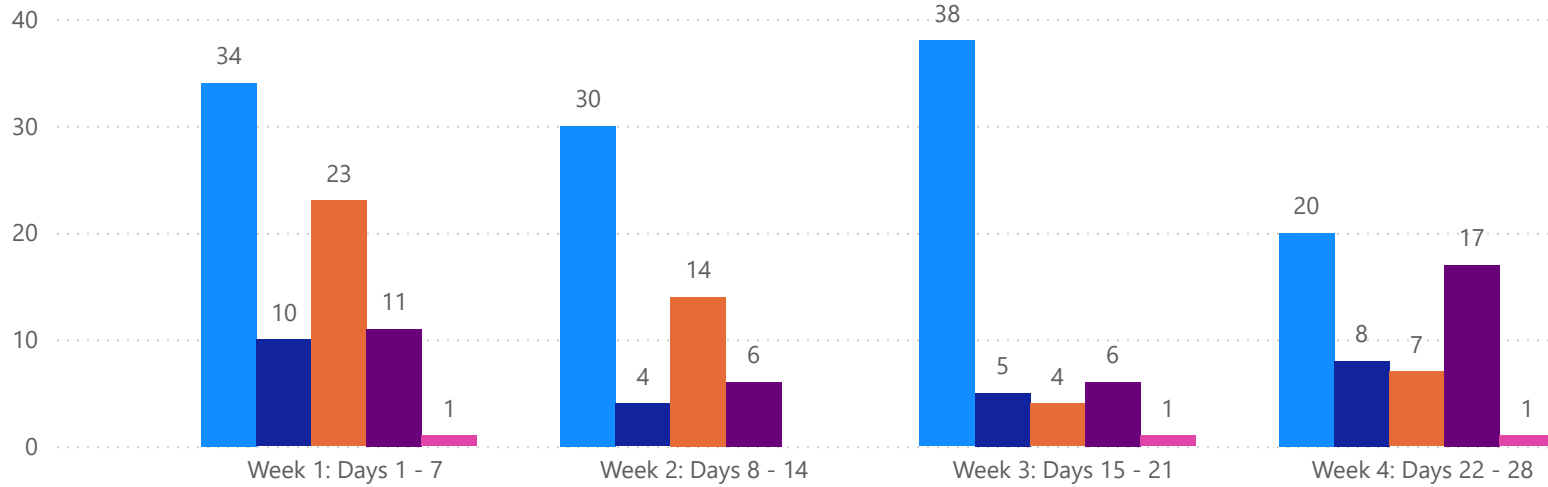
Closed Prior Year	Volume	Count
Saturday, May 20, 2023	\$435,000	2
Friday, May 19, 2023	\$29,980,107	74
Thursday, May 18, 2023	\$12,202,886	29
Wednesday, May 17, 2023	\$18,094,527	41
Tuesday, May 16, 2023	\$13,773,981	35
Monday, May 15, 2023	\$22,327,819	47
<b>Total</b>	<b>\$96,814,320</b>	<b>228</b>



# PASCO COUNTY - CONDO

## 5/21/2024

**MLSStatus** ● Active ● Canceled ● Pending ● Sold ● Temporarily Off-Market



### TOTALS

MLS Status	4 Week Total
Active	122
Canceled	27
Pending	48
Sold	40
Temporarily Off-Market	3

### DAILY MARKET CHANGE

Category	Sum of Pasco
Back on the Market	0
New Listings	2
Price Decrease	9
Price Increase	0

\*Back on Market can be from these sources - Pending, Temp Off Market, Cancelled and Expired Listing)

### 7 DAY SOLD COMPARISON

Closed Prior Year	Volume	Count
Tuesday, May 21, 2024	\$346,500	2
Monday, May 20, 2024	\$129,900	1
Friday, May 17, 2024	\$559,000	3
Thursday, May 16, 2024	\$958,800	3
Wednesday, May 15, 2024	\$878,000	2
<b>Total</b>	<b>\$2,872,200</b>	<b>11</b>

Closed Prior Year	Volume	Count
Friday, May 19, 2023	\$728,000	5
Wednesday, May 17, 2023	\$458,900	2
Tuesday, May 16, 2023	\$150,000	1
Monday, May 15, 2023	\$179,000	1
<b>Total</b>	<b>\$1,515,900</b>	<b>9</b>

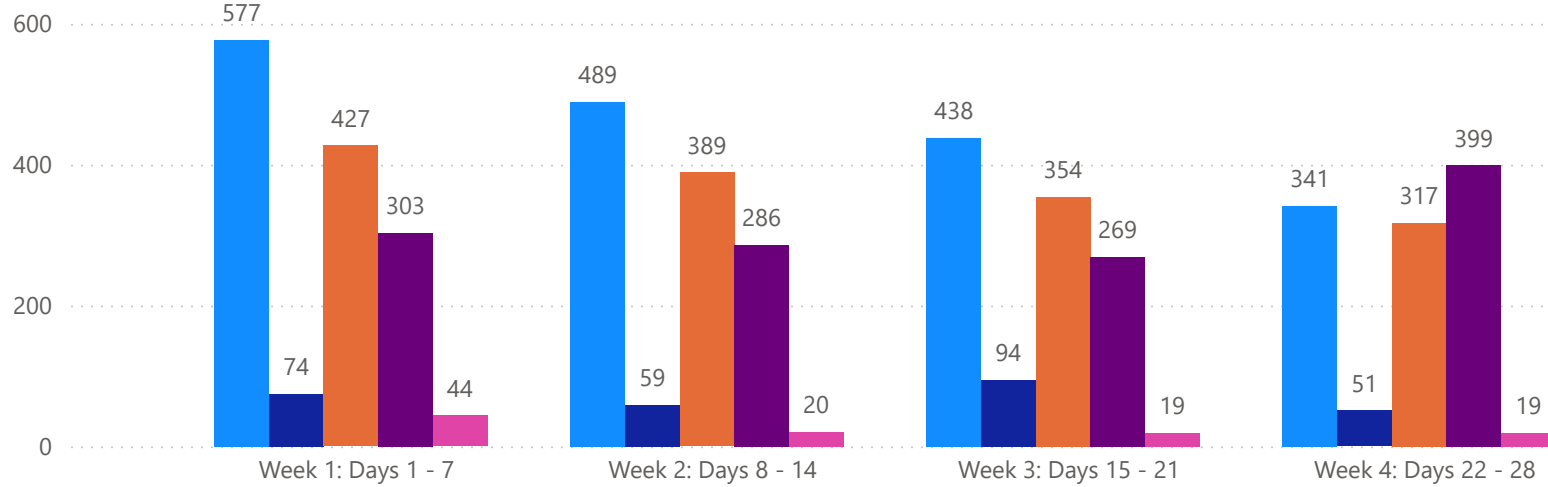




# HILLSBOROUGH COUNTY - SINGLE FAMILY HOME

## 5/21/2024

**MLSStatus** ● Active ● Canceled ● Pending ● Sold ● Temporarily Off-Market



### TOTALS

MLS Status	4 Week Total
Active	1845
Canceled	278
Pending	1487
Sold	1257
Temporarily Off-Market	102

### DAILY MARKET CHANGE

Category	Sum of Hillsborough	*Back on Market can be from these sources - Pending, Temp Off Market, Cancelled and Expired Listing)
Back on the Market	1	
New Listings	5	
Price Decrease	12	
Price Increase	1	

### 7 DAY SOLD COMPARISON

Closed Prior Year	Volume	Count
Tuesday, May 21, 2024	\$9,080,776	20
Monday, May 20, 2024	\$27,205,535	47
Sunday, May 19, 2024	\$457,310	1
Saturday, May 18, 2024	\$1,032,000	3
Friday, May 17, 2024	\$54,927,838	109
Thursday, May 16, 2024	\$25,986,517	57
Wednesday, May 15, 2024	\$37,646,683	66
<b>Total</b>	<b>\$156,336,659</b>	<b>303</b>

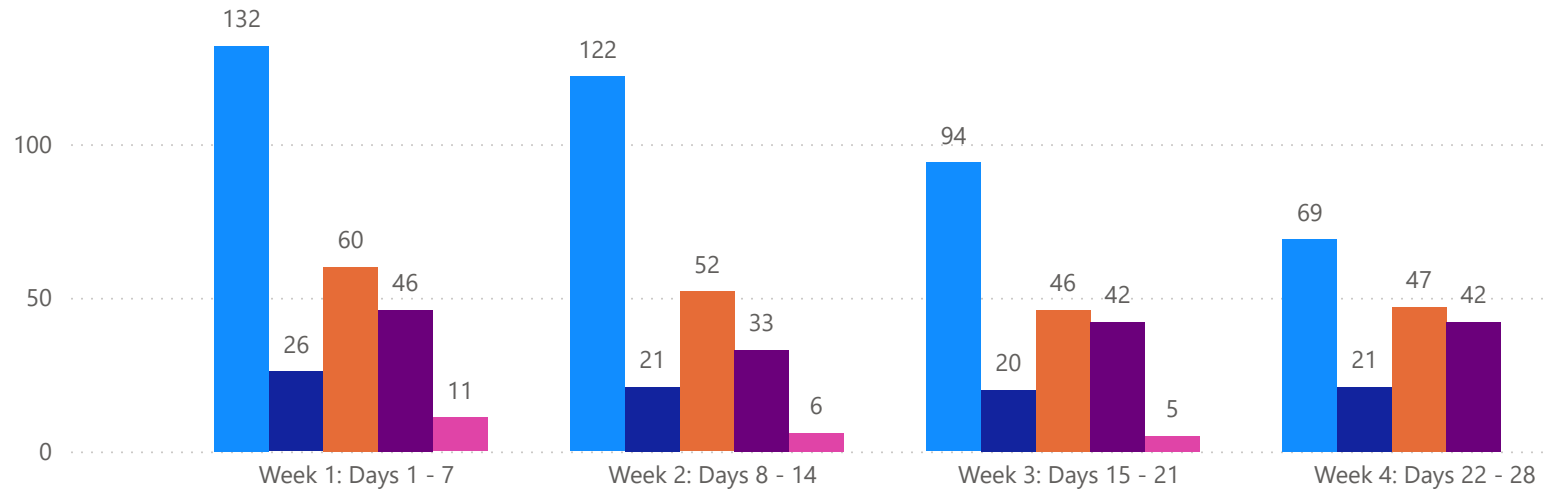
Closed Prior Year	Volume	Count
Sunday, May 21, 2023	\$449,900	1
Saturday, May 20, 2023	\$359,900	1
Friday, May 19, 2023	\$66,949,276	115
Thursday, May 18, 2023	\$32,222,157	62
Wednesday, May 17, 2023	\$22,507,249	41
Tuesday, May 16, 2023	\$22,471,696	42
Monday, May 15, 2023	\$50,542,021	84
<b>Total</b>	<b>\$195,502,199</b>	<b>346</b>



# HILLSBOROUGH COUNTY - CONDO

## 5/21/2024

**MLSStatus** ● Active ● Canceled ● Pending ● Sold ● Temporarily Off-Market



### TOTALS

MLS Status	4 Week Total
Active	417
Canceled	88
Pending	205
Sold	163
Temporarily Off-Market	22

### DAILY MARKET CHANGE

Category	Sum of Hillsborough	
Back on the Market		*Back on Market can be from these sources - Pending, Temp Off Market, Cancelled and Expired Listing)
New Listings	2	
Price Decrease	1	
Price Increase		

### 7 DAY SOLD COMPARISON

Closed Prior Year	Volume	Count
Tuesday, May 21, 2024	\$800,000	1
Monday, May 20, 2024	\$2,831,000	6
Saturday, May 18, 2024	\$110,000	1
Friday, May 17, 2024	\$4,773,400	16
Thursday, May 16, 2024	\$1,481,000	5
Wednesday, May 15, 2024	\$7,494,000	17
<b>Total</b>	<b>\$17,489,400</b>	<b>46</b>

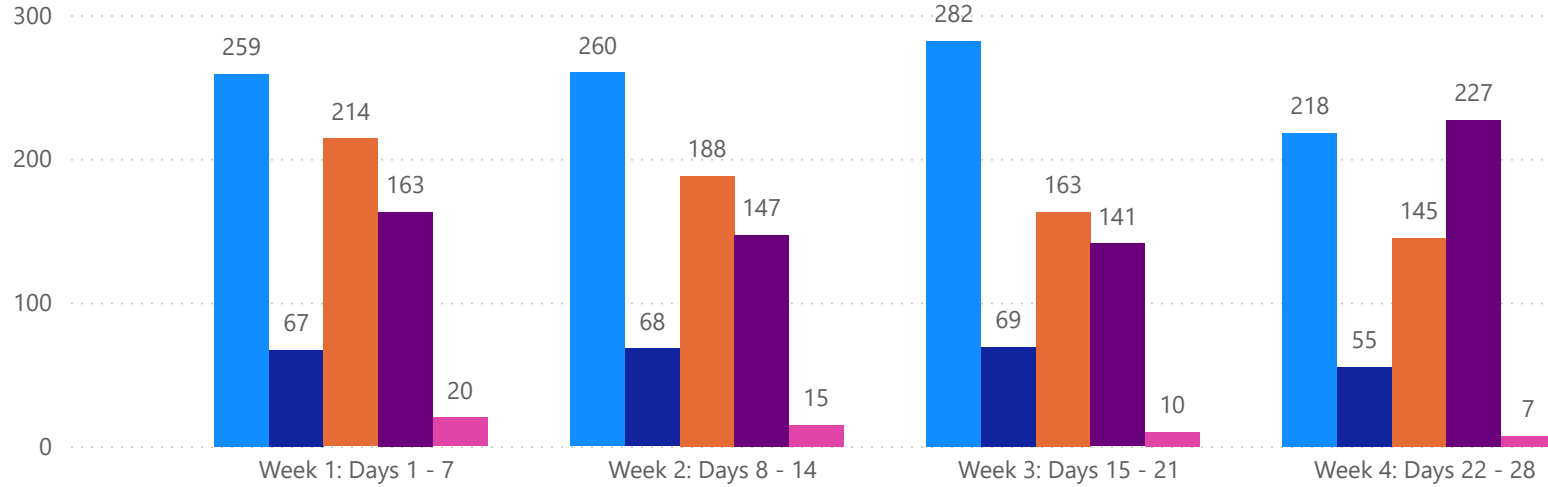
Closed Prior Year	Volume	Count
Saturday, May 20, 2023	\$165,000	1
Friday, May 19, 2023	\$4,054,000	12
Thursday, May 18, 2023	\$3,335,000	8
Wednesday, May 17, 2023	\$2,680,900	11
Tuesday, May 16, 2023	\$2,654,800	8
Monday, May 15, 2023	\$4,536,000	14
<b>Total</b>	<b>\$17,425,700</b>	<b>54</b>



# SARASOTA COUNTY - SINGLE FAMILY HOME

## 5/21/2024

**MLSStatus** ● Active ● Canceled ● Pending ● Sold ● Temporarily Off-Market



### TOTALS

MLS Status	4 Week Total
Active	1019
Canceled	259
Pending	710
Sold	678
Temporarily Off-Market	52

### DAILY MARKET CHANGE

Category	Sum of Sarasota
Back on the Market	7
New Listings	27
Price Decrease	65
Price Increase	6

\*Back on Market can be from these sources - Pending, Temp Off Market, Cancelled and Expired Listing)

## 7 DAY SOLD COMPARISON

Closed Prior Year	Volume	Count
Tuesday, May 21, 2024	\$9,026,572	16
Monday, May 20, 2024	\$27,082,705	22
Sunday, May 19, 2024	\$322,500	1
Saturday, May 18, 2024	\$1,279,000	2
Friday, May 17, 2024	\$24,533,557	45
Thursday, May 16, 2024	\$33,433,044	28
Wednesday, May 15, 2024	\$61,668,859	49
<b>Total</b>	<b>\$157,346,237</b>	<b>163</b>

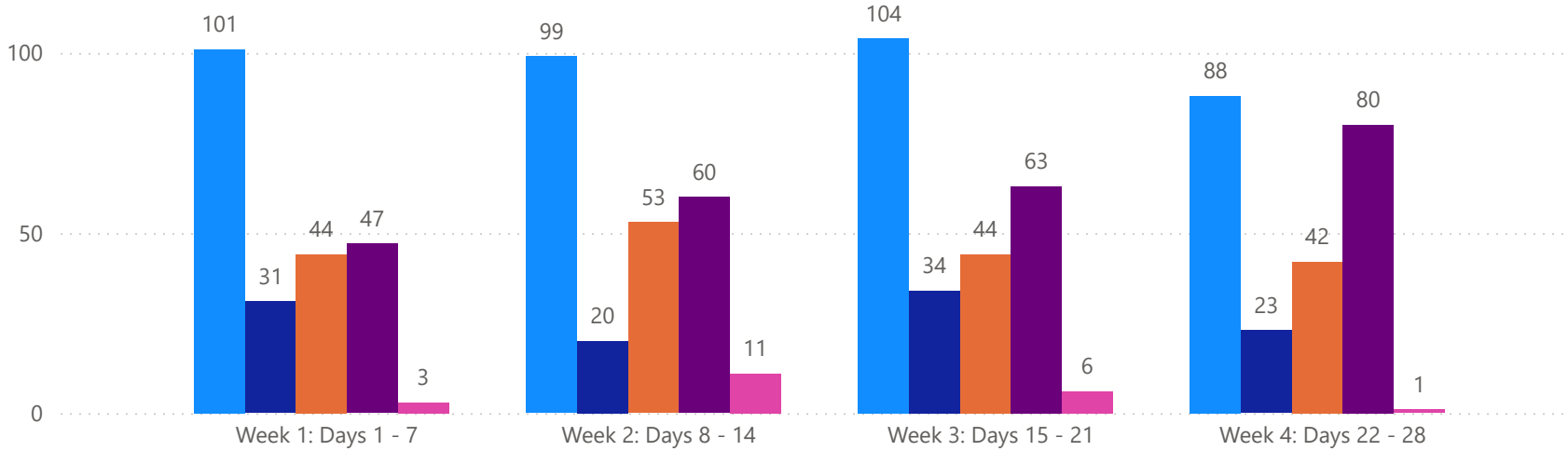
Closed Prior Year	Volume	Count
Sunday, May 21, 2023	\$485,000	1
Saturday, May 20, 2023	\$435,000	1
Friday, May 19, 2023	\$27,040,595	44
Thursday, May 18, 2023	\$20,565,210	34
Wednesday, May 17, 2023	\$20,048,780	22
Tuesday, May 16, 2023	\$20,656,564	30
Monday, May 15, 2023	\$33,219,211	45
<b>Total</b>	<b>\$122,450,360</b>	<b>177</b>



# SARASOTA COUNTY - CONDO

## 5/21/2024

**MLSStatus** ● Active ● Canceled ● Pending ● Sold ● Temporarily Off-Market



### TOTALS

MLS Status	4 Week Total
Active	392
Canceled	108
Pending	183
Sold	250
Temporarily Off-Market	21

### DAILY MARKET CHANGE

Category	Sum of Sarasota
Back on the Market	3
New Listings	8
Price Decrease	20
Price Increase	2

\*Back on Market can be from these sources - Pending, Temp Off Market, Cancelled and Expired Listing)

### 7 DAY SOLD COMPARISON

Closed Prior Year	Volume	Count
Tuesday, May 21, 2024	\$1,044,000	4
Monday, May 20, 2024	\$14,107,000	7
Saturday, May 18, 2024	\$1,900,000	1
Friday, May 17, 2024	\$8,964,134	16
Thursday, May 16, 2024	\$2,004,000	4
Wednesday, May 15, 2024	\$10,024,900	15
<b>Total</b>	<b>\$38,044,034</b>	<b>47</b>

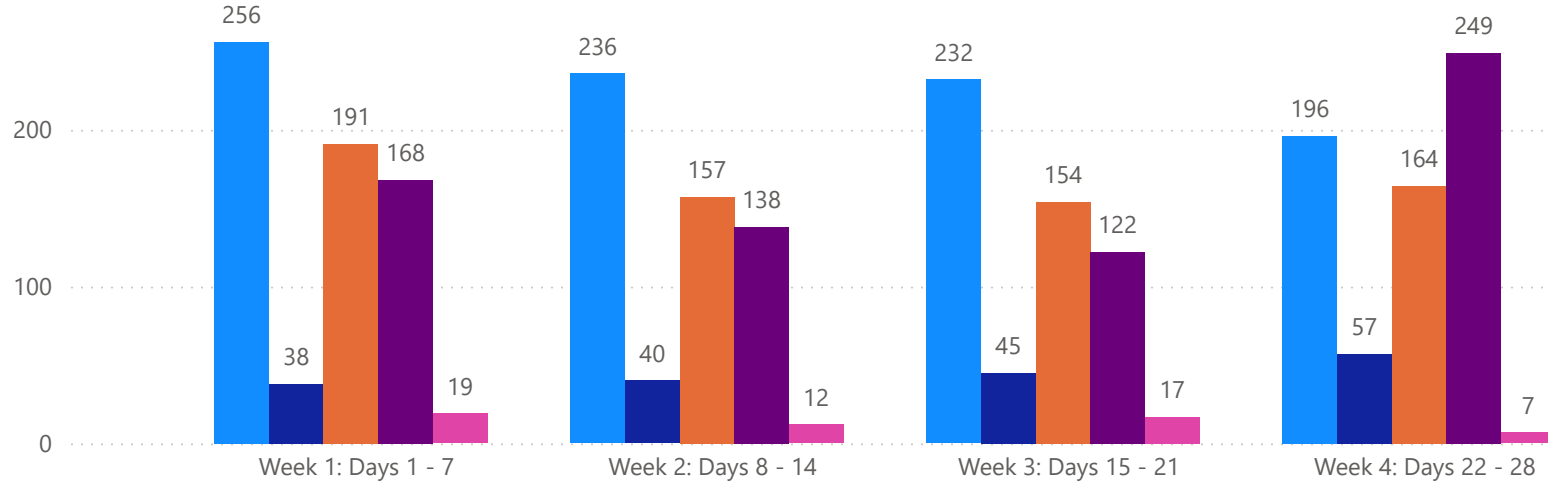
Closed Prior Year	Volume	Count
Friday, May 19, 2023	\$13,026,400	21
Thursday, May 18, 2023	\$12,587,675	13
Wednesday, May 17, 2023	\$4,717,570	12
Tuesday, May 16, 2023	\$3,556,750	9
Monday, May 15, 2023	\$11,443,400	20
<b>Total</b>	<b>\$45,331,795</b>	<b>75</b>



# MANATEE COUNTY - SINGLE FAMILY HOME

## 5/21/2024

**MLSStatus** ● Active ● Canceled ● Pending ● Sold ● Temporarily Off-Market



### TOTALS

MLS Status	4 Week Total
Active	920
Canceled	180
Pending	666
Sold	677
Temporarily Off-Market	55

### DAILY MARKET CHANGE

Category	Sum of Manatee
Back on the Market	6
New Listings	44
Price Decrease	43
Price Increase	4

\*Back on Market can be from these sources - Pending, Temp Off Market, Cancelled and Expired Listing)

### 7 DAY SOLD COMPARISON

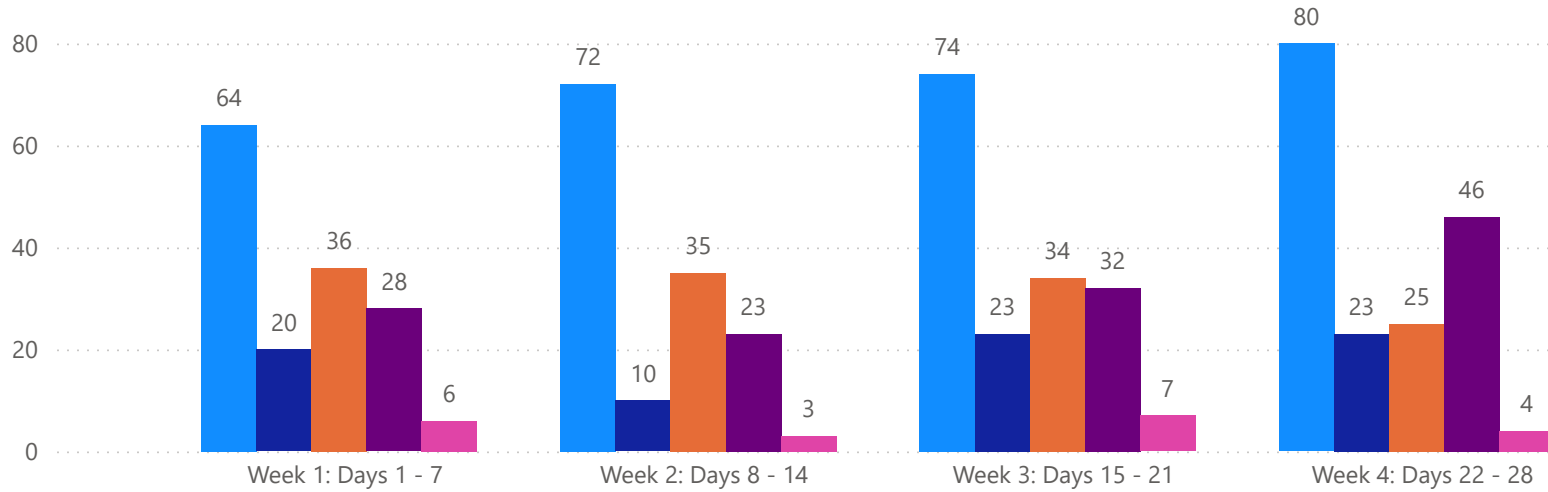
Closed Prior Year	Volume	Count
Tuesday, May 21, 2024	\$11,727,325	15
Monday, May 20, 2024	\$16,439,459	26
Sunday, May 19, 2024	\$295,000	1
Saturday, May 18, 2024	\$510,000	1
Friday, May 17, 2024	\$36,825,637	54
Thursday, May 16, 2024	\$18,276,518	26
Wednesday, May 15, 2024	\$32,657,747	45
<b>Total</b>	<b>\$116,731,686</b>	<b>168</b>

Closed Prior Year	Volume	Count
Sunday, May 21, 2023	\$1,085,000	2
Saturday, May 20, 2023	\$1,098,400	2
Friday, May 19, 2023	\$29,440,490	43
Thursday, May 18, 2023	\$16,047,910	17
Wednesday, May 17, 2023	\$12,123,392	19
Tuesday, May 16, 2023	\$16,660,056	21
Monday, May 15, 2023	\$40,952,157	48
<b>Total</b>	<b>\$117,407,405</b>	<b>152</b>



# MANATEE COUNTY - CONDO 5/21/2024

**MLSStatus** ● Active ● Canceled ● Pending ● Sold ● Temporarily Off-Market



## TOTALS

MLS Status	4 Week Total
Active	290
Canceled	76
Pending	130
Sold	129
Temporarily Off-Market	20

## DAILY MARKET CHANGE

Category	Sum of Manatee
Back on the Market	1
New Listings	6
Price Decrease	7
Price Increase	0

\*Back on Market can be from these sources - Pending, Temp Off Market, Cancelled and Expired Listing)

## 7 DAY SOLD COMPARISON

Closed Prior Year	Volume	Count
Tuesday, May 21, 2024	\$1,895,000	4
Monday, May 20, 2024	\$1,212,000	3
Friday, May 17, 2024	\$2,547,000	6
Thursday, May 16, 2024	\$1,472,000	4
Wednesday, May 15, 2024	\$4,655,500	11
<b>Total</b>	<b>\$11,781,500</b>	<b>28</b>

Closed Prior Year	Volume	Count
Sunday, May 21, 2023	\$253,000	1
Saturday, May 20, 2023	\$4,630,000	1
Friday, May 19, 2023	\$4,487,000	8
Thursday, May 18, 2023	\$2,305,000	7
Wednesday, May 17, 2023	\$8,306,099	6
Tuesday, May 16, 2023	\$8,101,900	7
Monday, May 15, 2023	\$500,000	1
<b>Total</b>	<b>\$28,582,999</b>	<b>31</b>

