



4 WEEK REAL ESTATE MARKET REPORT

Wednesday, May 22, 2024

As of: Thursday, May 23, 2024

- 1 Report Breakdown
- 2 Cumulative Tampa Bay Report - Single Family Home
- 3 Cumulative Tampa Bay Report - Condominium
- 4 Pinellas County - Single Family Home
- 5 Pinellas County - Condominium
- 6 Pasco County - Single Family Home
- 7 Pasco County - Condominium
- 8 Hillsborough County - Single Family Home
- 9 Hillsborough County - Condominium
- 10 Sarasota County - Single Family Home
- 11 Sarasota County - Condominium
- 12 Manatee County - Single Family Home
- 13 Manatee County - Condominium



4 WEEK REAL ESTATE MARKET REPORT

REPORT BREAKDOWN

Wednesday, May 22, 2024

as of: 5/23/2024

Day 1	Wednesday, May 22, 2024
Day 2	Tuesday, May 21, 2024
Day 3	Monday, May 20, 2024
Day 4	Sunday, May 19, 2024
Day 5	Saturday, May 18, 2024
Day 6	Friday, May 17, 2024
Day 7	Thursday, May 16, 2024
Day 8	Wednesday, May 15, 2024
Day 9	Tuesday, May 14, 2024
Day 10	Monday, May 13, 2024
Day 11	Sunday, May 12, 2024
Day 12	Saturday, May 11, 2024
Day 13	Friday, May 10, 2024
Day 14	Thursday, May 9, 2024
Day 15	Wednesday, May 8, 2024
Day 16	Tuesday, May 7, 2024
Day 17	Monday, May 6, 2024
Day 18	Sunday, May 5, 2024
Day 19	Saturday, May 4, 2024
Day 20	Friday, May 3, 2024
Day 21	Thursday, May 2, 2024
Day 22	Wednesday, May 1, 2024
Day 23	Tuesday, April 30, 2024
Day 24	Monday, April 29, 2024
Day 25	Sunday, April 28, 2024
Day 26	Saturday, April 27, 2024
Day 27	Friday, April 26, 2024
Day 28	Thursday, April 25, 2024

REPORT BREAKDOWN

GRAPH:

Active - Newly listed during the date range

Pending - Status changed to 'pending' during the date range

Sold - Closed during the date range

Canceled - Canceled during the date range

Temp off Market - Status changed to 'temp' off market' during the date range

The date ranges are not cumulative.

Day 1: Wednesday, May 22, 2024

Day 28: Thursday, April 25, 2024

TOTALS:

4 Weeks: The summation of each date range (Day 1 - Day 28)

Market Changes

Day 1's New Listings, Price Increase, Price Decreases and Back on Market

Manatee County - Single Family Home

7 Day Sold Comparison

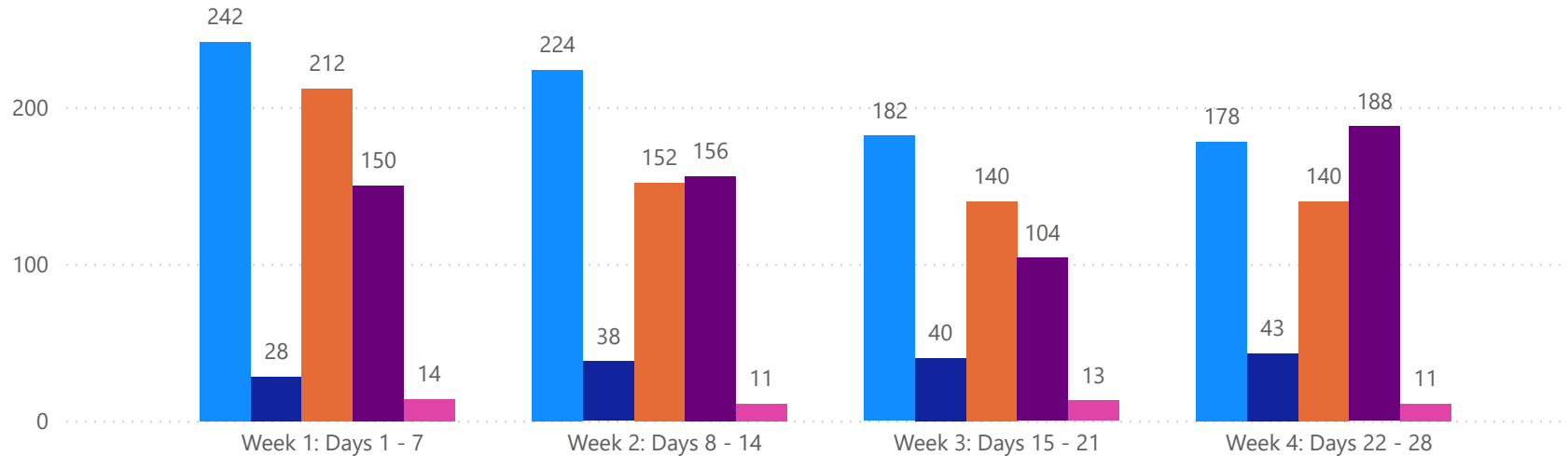
Compares the sold amount and volume in the last 7 days against the same timeframe in the prior year and days 8 - days 14.

4 WEEK REAL ESTATE MARKET REPORT

TAMPA BAY - SINGLE FAMILY HOME

5/22/2024

MLS Status ● Active ● Canceled ● Pending ● Sold ● Temporarily Off-Market



TOTALS

MLS Status	4 Week Total
Active	826
Canceled	149
Pending	644
Sold	598
Temporarily Off-Market	49

DAILY MARKET CHANGE

Category	Sum of Total
Back on the Market	96
New Listings	231
Price Decrease	473
Price Increase	83

*Back on Market can be from these sources - Pending, Temp Off Market, Cancelled and Expired Listing)

7 DAY SOLD COMPARISON

Closed Prior Year	Volume	Count
Wednesday, May 22, 2024	\$8,978,500	12
Tuesday, May 21, 2024	\$10,667,031	21
Monday, May 20, 2024	\$27,527,495	36
Sunday, May 19, 2024	\$322,500	1
Saturday, May 18, 2024	\$775,000	2
Friday, May 17, 2024	\$35,573,925	56
Thursday, May 16, 2024	\$11,540,873	22
Total	\$95,385,324	150

Closed Prior Year	Volume	Count
Monday, May 22, 2023	\$18,061,360	30
Sunday, May 21, 2023	\$329,000	1
Saturday, May 20, 2023	\$599,900	2
Friday, May 19, 2023	\$33,690,978	53
Thursday, May 18, 2023	\$13,405,546	26
Wednesday, May 17, 2023	\$10,988,608	23
Tuesday, May 16, 2023	\$15,501,734	24
Total	\$92,577,126	159

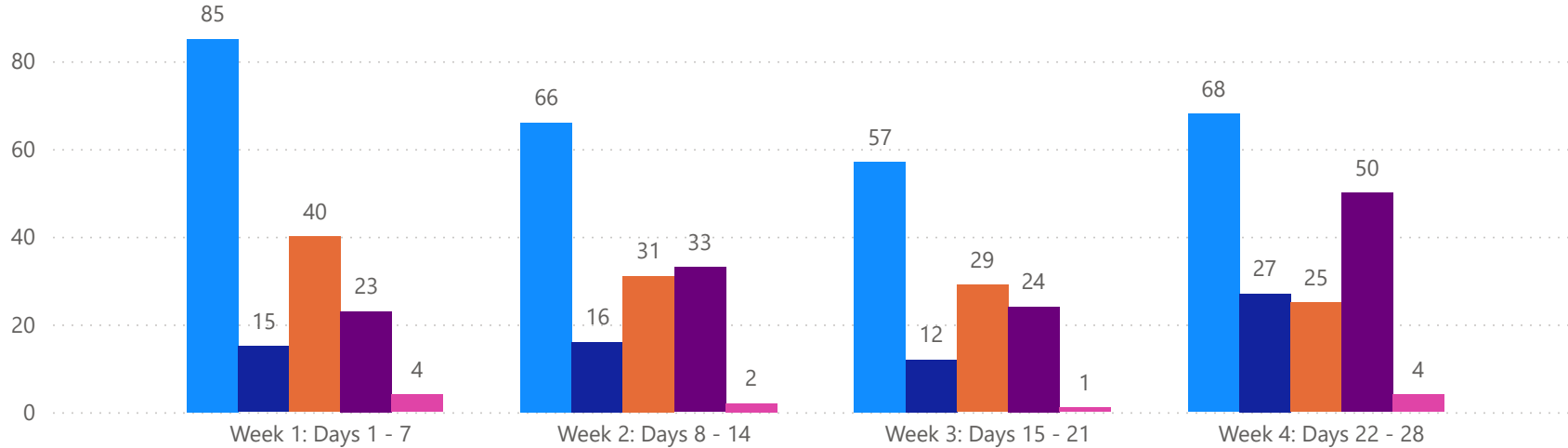


4 WEEK REAL ESTATE MARKET REPORT

TAMPA BAY - CONDO

5/22/2024

MLS Status ● Active ● Canceled ● Pending ● Sold ● Temporarily Off-Market



TOTALS

MLS Status	4 Week Total
Active	276
Canceled	70
Pending	125
Sold	130
Temporarily Off-Market	11

DAILY MARKET CHANGE

Category	Sum of Total
Back on the Market	14
New Listings	51
Price Decrease	138
Price Increase	2

*Back on Market can be from these sources - Pending, Temp Off Market, Cancelled and Expired Listing)

7 DAY SOLD COMPARISON

Closed Prior Year	Volume	Count
Wednesday, May 22, 2024	\$2,332,900	4
Tuesday, May 21, 2024	\$1,472,500	5
Monday, May 20, 2024	\$734,000	4
Friday, May 17, 2024	\$3,183,900	7
Thursday, May 16, 2024	\$1,947,000	3
Total	\$9,670,300	23

Closed Prior Year	Volume	Count
Monday, May 22, 2023	\$4,256,500	12
Saturday, May 20, 2023	\$367,000	1
Friday, May 19, 2023	\$3,905,500	10
Thursday, May 18, 2023	\$3,720,000	6
Wednesday, May 17, 2023	\$8,056,500	9
Tuesday, May 16, 2023	\$3,094,000	6
Total	\$23,399,500	44

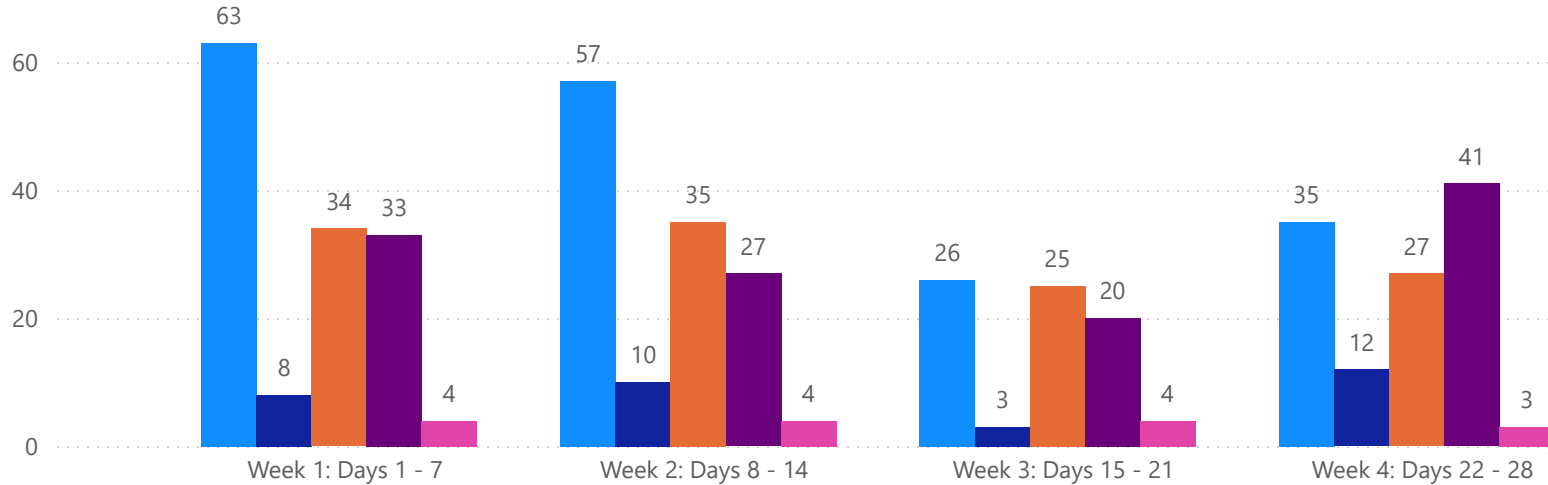


4 WEEK REAL ESTATE MARKET REPORT

PINELLAS COUNTY - SINGLE FAMILY HOME

5/22/2024

MLS Status ● Active ● Canceled ● Pending ● Sold ● Temporarily Off-Market



TOTALS

MLS Status	4 Week Total
Active	181
Canceled	33
Pending	121
Sold	121
Temporarily Off-Market	15

DAILY MARKET CHANGE

Category	Sum of Pinellas
Back on the Market	16
New Listings	49
Price Decrease	79
Price Increase	1

*Back on Market can be from these sources - Pending, Temp Off Market, Cancelled and Expired Listing)

7 DAY SOLD COMPARISON

Closed Prior Year	Volume	Count
Wednesday, May 22, 2024	\$770,000	1
Tuesday, May 21, 2024	\$3,122,860	7
Monday, May 20, 2024	\$5,026,500	9
Saturday, May 18, 2024	\$375,000	1
Friday, May 17, 2024	\$7,943,000	11
Thursday, May 16, 2024	\$2,294,900	4
Total	\$19,532,260	33

Closed Prior Year	Volume	Count
Monday, May 22, 2023	\$4,555,500	7
Sunday, May 21, 2023	\$329,000	1
Friday, May 19, 2023	\$9,369,387	8
Thursday, May 18, 2023	\$2,894,300	7
Wednesday, May 17, 2023	\$1,210,000	3
Tuesday, May 16, 2023	\$1,869,000	4
Total	\$20,227,187	30

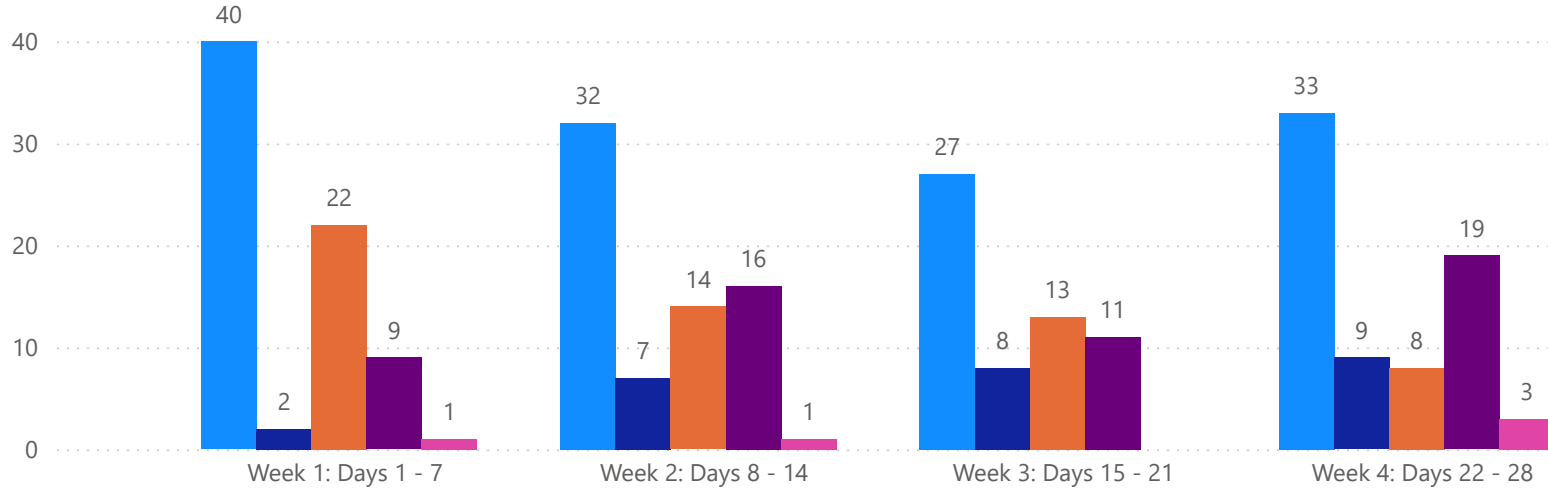


4 WEEK REAL ESTATE MARKET REPORT

PINELLAS COUNTY - CONDO

5/22/2024

MLS Status ● Active ● Canceled ● Pending ● Sold ● Temporarily Off-Market



TOTALS

MLS Status	4 Week Total
Active	132
Canceled	26
Pending	57
Sold	55
Temporarily Off-Market	5

DAILY MARKET CHANGE

Category	Sum of Pinellas
Back on the Market	3
New Listings	31
Price Decrease	73
Price Increase	2

*Back on Market can be from these sources - Pending, Temp Off Market, Cancelled and Expired Listing)

7 DAY SOLD COMPARISON

Closed Prior Year	Volume	Count
Wednesday, May 22, 2024	\$1,727,900	2
Tuesday, May 21, 2024	\$241,500	1
Monday, May 20, 2024	\$394,000	2
Friday, May 17, 2024	\$230,000	1
Thursday, May 16, 2024	\$1,947,000	3
Total	\$4,540,400	9

Closed Prior Year	Volume	Count
Monday, May 22, 2023	\$1,488,000	5
Saturday, May 20, 2023	\$367,000	1
Friday, May 19, 2023	\$1,388,500	5
Thursday, May 18, 2023	\$530,000	2
Wednesday, May 17, 2023	\$754,000	3
Tuesday, May 16, 2023	\$1,395,000	2
Total	\$5,922,500	18

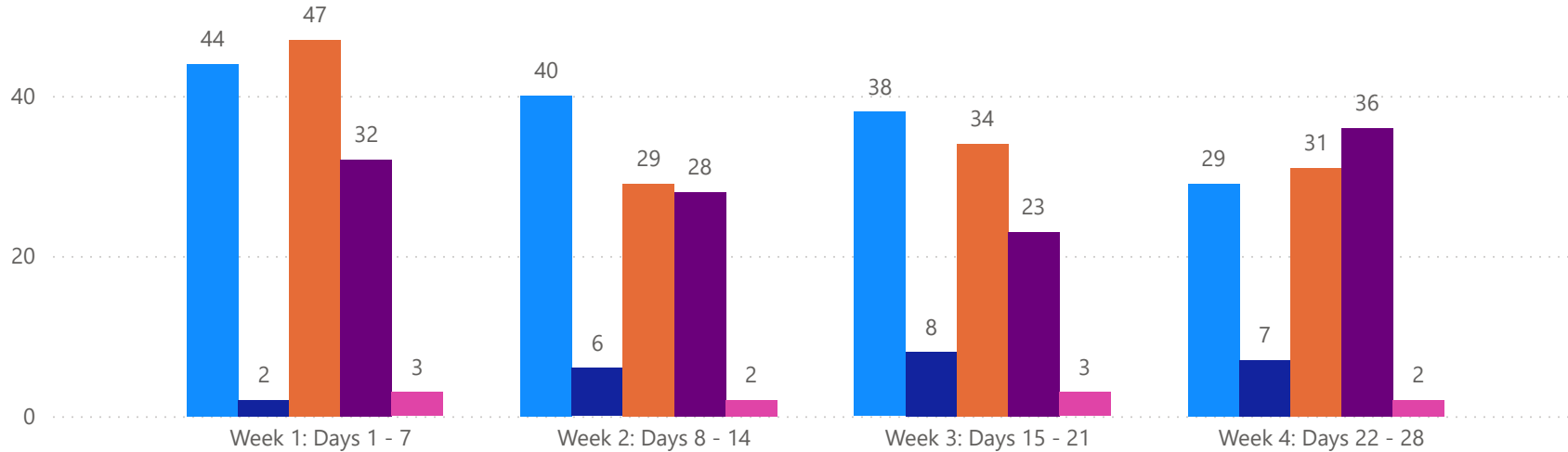


4 WEEK REAL ESTATE MARKET REPORT

PASCO COUNTY - SINGLE FAMILY HOME

5/22/2024

MLS Status ● Active ● Canceled ● Pending ● Sold ● Temporarily Off-Market



TOTALS

MLS Status	4 Week Total
Active	151
Canceled	23
Pending	141
Sold	119
Temporarily Off-Market	10

DAILY MARKET CHANGE

Category	Sum of Pasco
Back on the Market	12
New Listings	42
Price Decrease	98
Price Increase	10

*Back on Market can be from these sources - Pending, Temp Off Market, Cancelled and Expired Listing)

7 DAY SOLD COMPARISON

Closed Prior Year	Volume	Count
Tuesday, May 21, 2024	\$935,275	2
Monday, May 20, 2024	\$5,677,911	12
Friday, May 17, 2024	\$5,735,481	12
Thursday, May 16, 2024	\$1,980,000	6
Total	\$14,328,667	32

Closed Prior Year	Volume	Count
Monday, May 22, 2023	\$2,017,990	4
Saturday, May 20, 2023	\$240,000	1
Friday, May 19, 2023	\$7,511,863	16
Thursday, May 18, 2023	\$1,183,000	3
Wednesday, May 17, 2023	\$2,960,900	7
Tuesday, May 16, 2023	\$1,726,311	5
Total	\$15,640,064	36

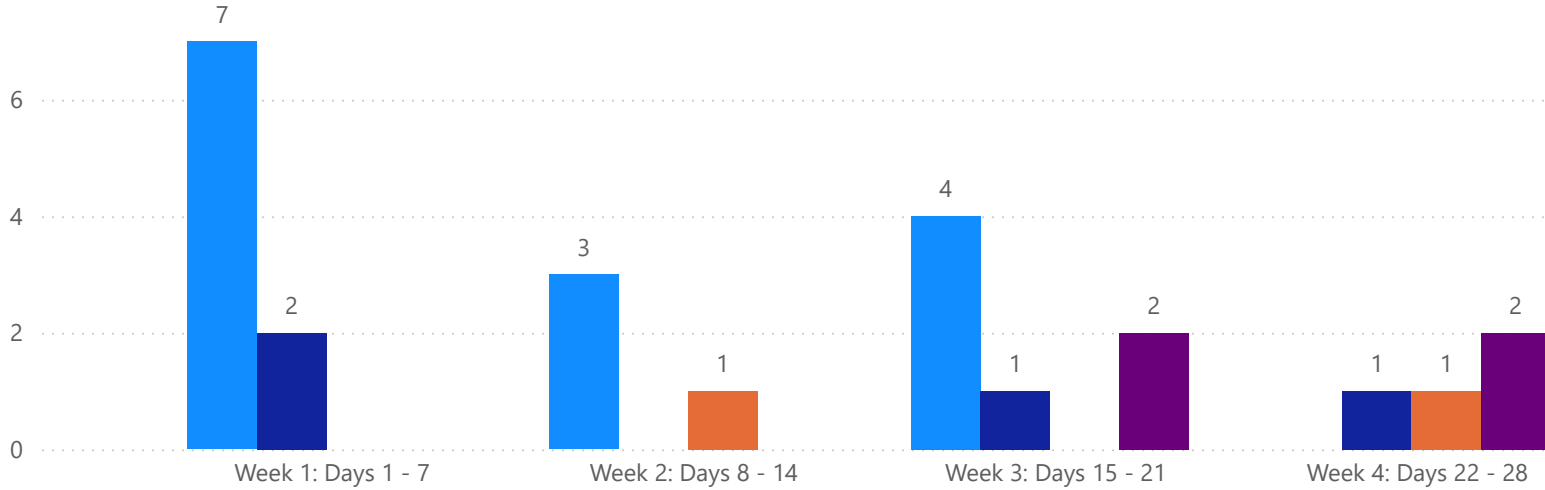


4 WEEK REAL ESTATE MARKET REPORT

PASCO COUNTY - CONDO

5/22/2024

MLSStatus ● Active ● Canceled ● Pending ● Sold



TOTALS

MLS Status	4 Week Total
Active	14
Canceled	4
Pending	2
Sold	4

DAILY MARKET CHANGE

Category	Sum of Pasco
Back on the Market	0
New Listings	1
Price Decrease	10
Price Increase	0

*Back on Market can be from these sources - Pending, Temp Off Market, Cancelled and Expired Listing)

7 DAY SOLD COMPARISON

Closed Prior Year	Volume	Count
Total		

Closed Prior Year	Volume	Count
Total		

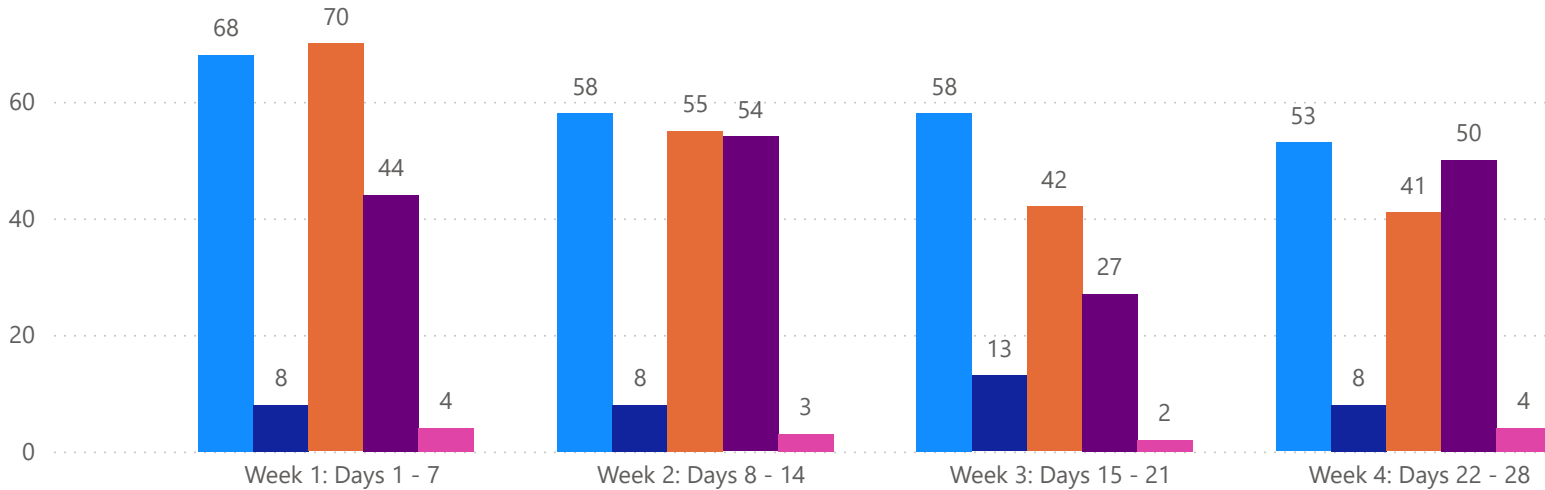


4 WEEK REAL ESTATE MARKET REPORT

HILLSBOROUGH COUNTY - SINGLE FAMILY HOME

5/22/2024

MLSStatus ● Active ● Canceled ● Pending ● Sold ● Temporarily Off-Market



TOTALS

MLS Status	4 Week Total
Active	237
Canceled	37
Pending	208
Sold	175
Temporarily Off-Market	13

DAILY MARKET CHANGE

Category	Sum of Hillsborough	*Back on Market can be from these sources - Pending, Temp Off Market, Cancelled and Expired Listing)
Back on the Market	3	
New Listings	7	
Price Decrease	14	
Price Increase	1	

7 DAY SOLD COMPARISON

Closed Prior Year	Volume	Count
Wednesday, May 22, 2024	\$6,036,500	6
Tuesday, May 21, 2024	\$3,204,756	7
Monday, May 20, 2024	\$2,681,485	5
Saturday, May 18, 2024	\$400,000	1
Friday, May 17, 2024	\$11,028,059	20
Thursday, May 16, 2024	\$2,117,990	5
Total	\$25,468,790	44

Closed Prior Year	Volume	Count
Monday, May 22, 2023	\$3,497,140	8
Saturday, May 20, 2023	\$359,900	1
Friday, May 19, 2023	\$8,365,520	14
Thursday, May 18, 2023	\$4,795,000	8
Wednesday, May 17, 2023	\$3,025,500	7
Tuesday, May 16, 2023	\$3,566,990	7
Total	\$23,610,050	45

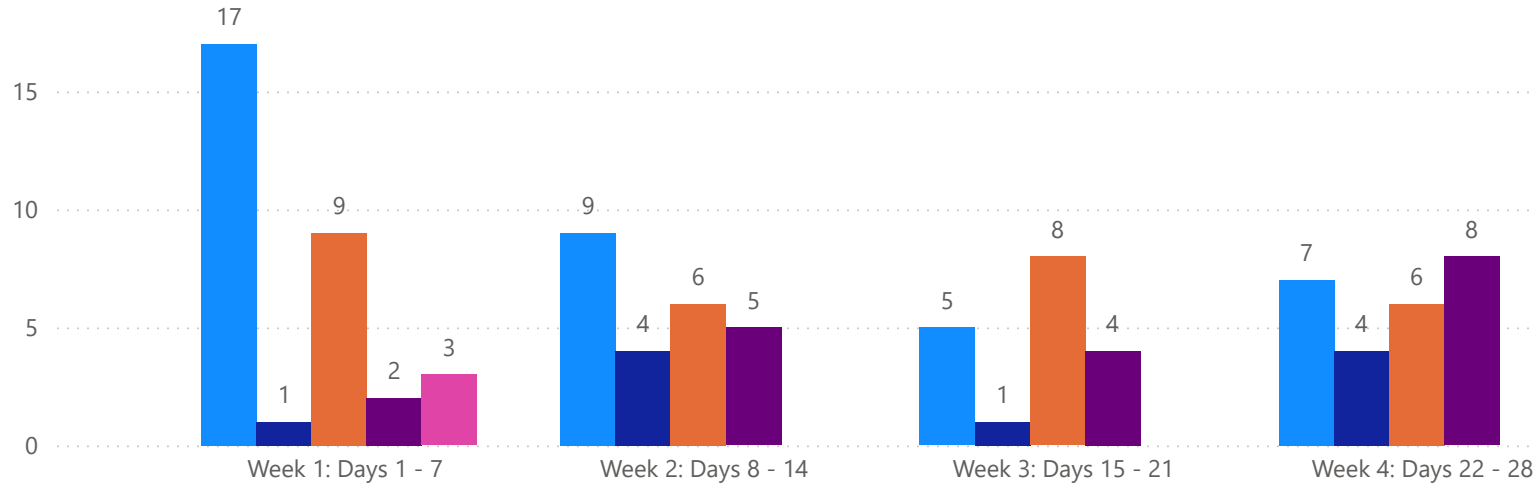


4 WEEK REAL ESTATE MARKET REPORT

HILLSBOROUGH COUNTY - CONDO

5/22/2024

MLS Status ● Active ● Canceled ● Pending ● Sold ● Temporarily Off-Market



TOTALS

MLS Status	4 Week Total
Active	38
Canceled	10
Pending	29
Sold	19
Temporarily Off-Market	3

DAILY MARKET CHANGE

Category	Sum of Hillsborough	*Back on Market can be from these sources - Pending, Temp Off Market, Cancelled and Expired Listing)
Back on the Market		
New Listings		
Price Decrease	2	
Price Increase		

7 DAY SOLD COMPARISON

Closed Prior Year	Volume	Count
Friday, May 17, 2024	\$909,900	2
Total	\$909,900	2

Closed Prior Year	Volume	Count
Monday, May 22, 2023	\$778,000	3
Friday, May 19, 2023	\$1,782,000	3
Thursday, May 18, 2023	\$1,935,000	2
Wednesday, May 17, 2023	\$491,400	2
Total	\$4,986,400	10

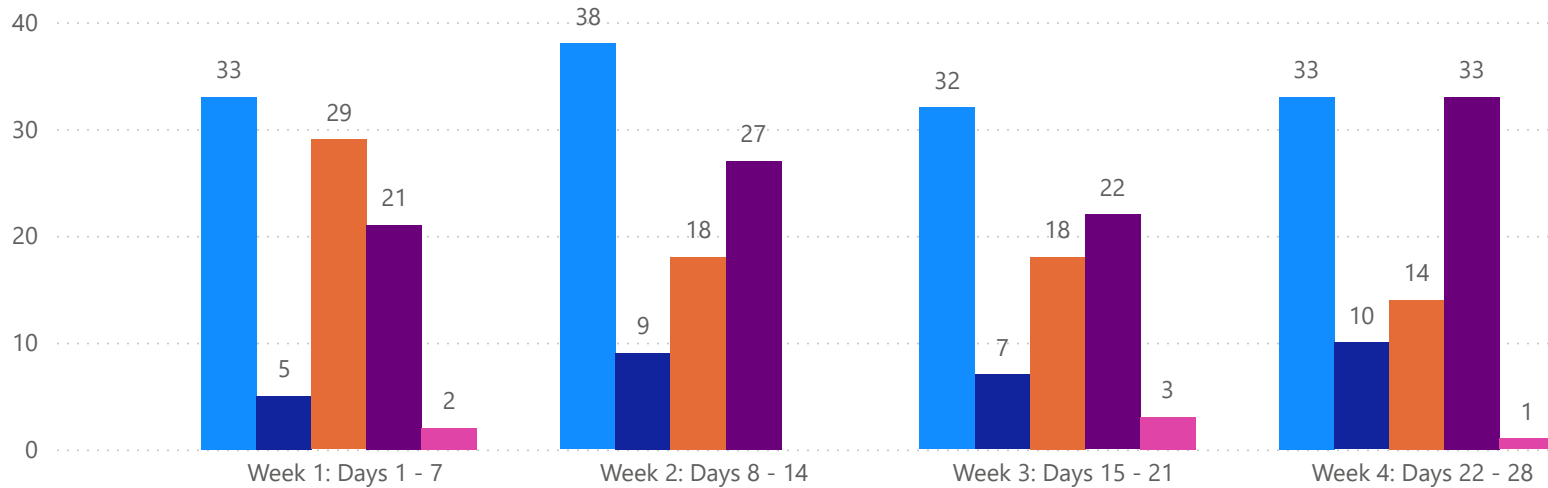


4 WEEK REAL ESTATE MARKET REPORT

SARASOTA COUNTY - SINGLE FAMILY HOME

5/22/2024

MLS Status ● Active ● Canceled ● Pending ● Sold ● Temporarily Off-Market



TOTALS

MLS Status	4 Week Total
Active	136
Canceled	31
Pending	79
Sold	103
Temporarily Off-Market	6

DAILY MARKET CHANGE

Category	Sum of Sarasota
Back on the Market	9
New Listings	27
Price Decrease	58
Price Increase	3

*Back on Market can be from these sources - Pending, Temp Off Market, Cancelled and Expired Listing)

7 DAY SOLD COMPARISON

Closed Prior Year	Volume	Count
Wednesday, May 22, 2024	\$429,000	1
Tuesday, May 21, 2024	\$2,924,150	4
Monday, May 20, 2024	\$12,656,600	6
Sunday, May 19, 2024	\$322,500	1
Friday, May 17, 2024	\$2,152,500	4
Thursday, May 16, 2024	\$3,575,493	5
Total	\$22,060,243	21

Closed Prior Year	Volume	Count
Monday, May 22, 2023	\$5,379,000	6
Friday, May 19, 2023	\$5,209,773	9
Thursday, May 18, 2023	\$2,195,746	5
Wednesday, May 17, 2023	\$1,232,581	2
Tuesday, May 16, 2023	\$2,706,619	4
Total	\$16,723,719	26

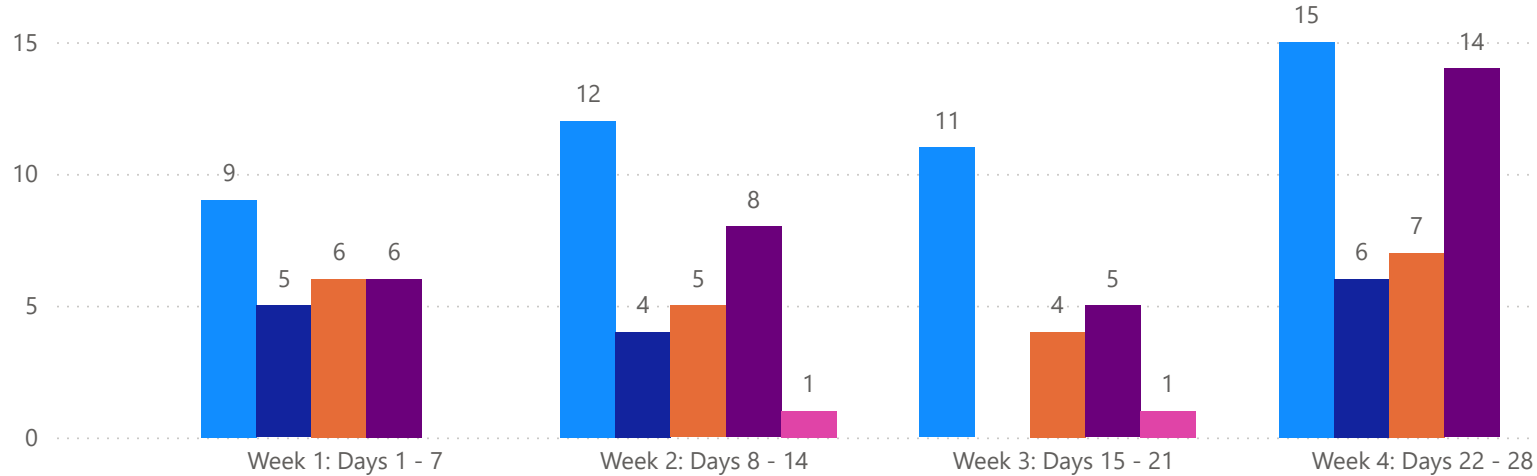


4 WEEK REAL ESTATE MARKET REPORT

SARASOTA COUNTY - CONDO

5/22/2024

MLS Status ● Active ● Canceled ● Pending ● Sold ● Temporarily Off-Market



TOTALS

MLS Status	4 Week Total
Active	47
Canceled	15
Pending	22
Sold	33
Temporarily Off-Market	2

DAILY MARKET CHANGE

Category	Sum of Sarasota
Back on the Market	2
New Listings	6
Price Decrease	19
Price Increase	0

*Back on Market can be from these sources - Pending, Temp Off Market, Cancelled and Expired Listing)

7 DAY SOLD COMPARISON

Closed Prior Year	Volume	Count
Wednesday, May 22, 2024	\$605,000	2
Monday, May 20, 2024	\$120,000	1
Friday, May 17, 2024	\$1,614,000	3
Total	\$2,339,000	6

Closed Prior Year	Volume	Count
Monday, May 22, 2023	\$649,000	1
Friday, May 19, 2023	\$735,000	2
Thursday, May 18, 2023	\$680,000	1
Wednesday, May 17, 2023	\$849,000	3
Tuesday, May 16, 2023	\$1,494,000	3
Total	\$4,407,000	10

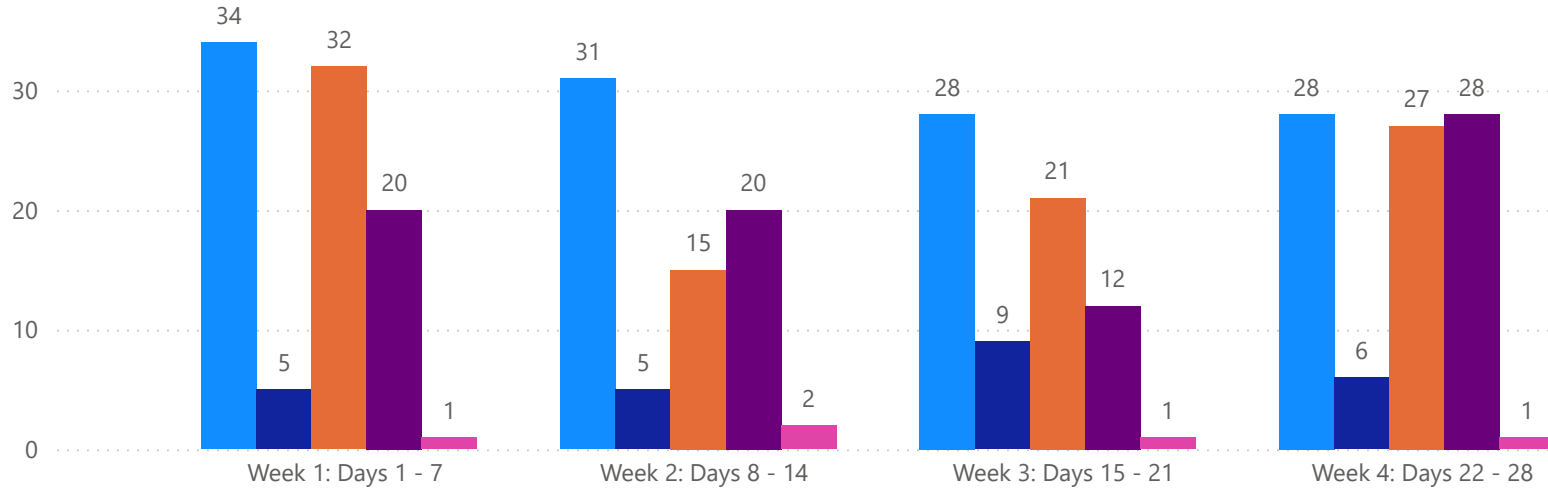


4 WEEK REAL ESTATE MARKET REPORT

MANATEE COUNTY - SINGLE FAMILY HOME

5/22/2024

MLS Status ● Active ● Canceled ● Pending ● Sold ● Temporarily Off-Market



TOTALS

MLS Status	4 Week Total
Active	121
Canceled	25
Pending	95
Sold	80
Temporarily Off-Market	5

DAILY MARKET CHANGE

Category	Sum of Manatee
Back on the Market	20
New Listings	39
Price Decrease	97
Price Increase	53

*Back on Market can be from these sources - Pending, Temp Off Market, Cancelled and Expired Listing)

7 DAY SOLD COMPARISON

Closed Prior Year	Volume	Count
Wednesday, May 22, 2024	\$1,743,000	4
Tuesday, May 21, 2024	\$479,990	1
Monday, May 20, 2024	\$1,484,999	4
Friday, May 17, 2024	\$8,714,885	9
Thursday, May 16, 2024	\$1,572,490	2
Total	\$13,995,364	20

Closed Prior Year	Volume	Count
Monday, May 22, 2023	\$2,611,730	5
Friday, May 19, 2023	\$3,234,435	6
Thursday, May 18, 2023	\$2,337,500	3
Wednesday, May 17, 2023	\$2,559,627	4
Tuesday, May 16, 2023	\$5,632,814	4
Total	\$16,376,106	22

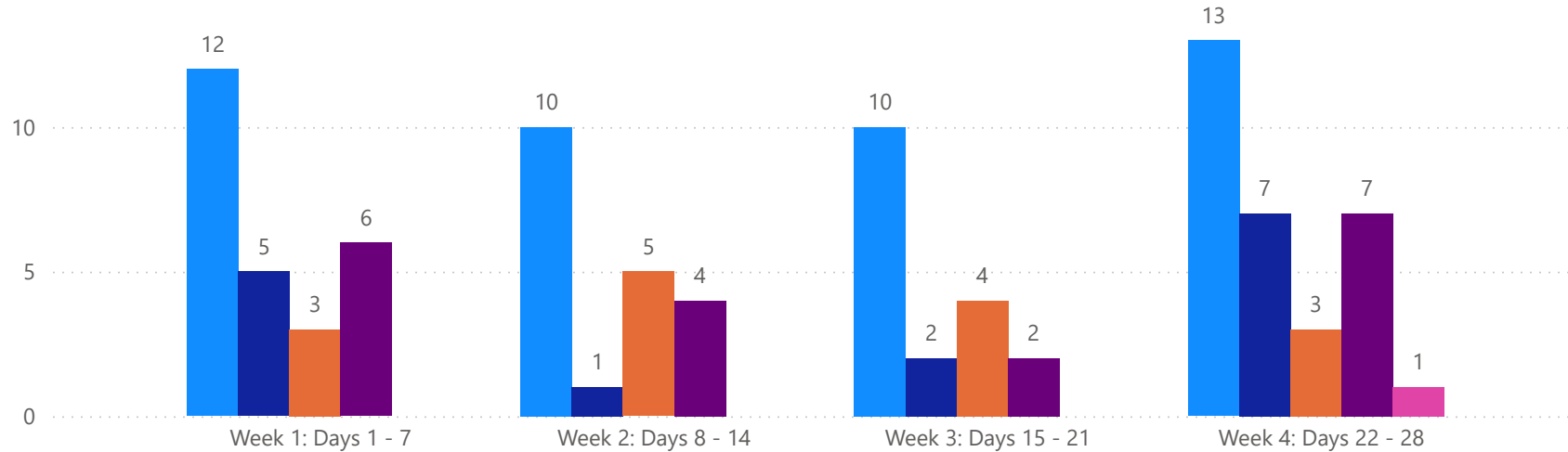


4 WEEK REAL ESTATE MARKET REPORT

MANATEE COUNTY - CONDO

5/22/2024

MLS Status ● Active ● Canceled ● Pending ● Sold ● Temporarily Off-Market



TOTALS

MLS Status	4 Week Total
Active	45
Canceled	15
Pending	15
Sold	19
Temporarily Off-Market	1

DAILY MARKET CHANGE

Category	Sum of Manatee
Back on the Market	3
New Listings	4
Price Decrease	16
Price Increase	0

*Back on Market can be from these sources - Pending, Temp Off Market, Cancelled and Expired Listing)

7 DAY SOLD COMPARISON

Closed Prior Year	Volume	Count
Tuesday, May 21, 2024	\$1,231,000	4
Monday, May 20, 2024	\$220,000	1
Friday, May 17, 2024	\$430,000	1
Total	\$1,881,000	6

Closed Prior Year	Volume	Count
Monday, May 22, 2023	\$1,341,500	3
Thursday, May 18, 2023	\$575,000	1
Wednesday, May 17, 2023	\$5,962,100	1
Tuesday, May 16, 2023	\$205,000	1
Total	\$8,083,600	6

