



4 WEEK REAL ESTATE MARKET REPORT

Thursday, May 23, 2024

As of: Friday, May 24, 2024

- 1 Report Breakdown
- 2 Cumulative Tampa Bay Report - Single Family Home
- 3 Cumulative Tampa Bay Report - Condominium
- 4 Pinellas County - Single Family Home
- 5 Pinellas County - Condominium
- 6 Pasco County - Single Family Home
- 7 Pasco County - Condominium
- 8 Hillsborough County - Single Family Home
- 9 Hillsborough County - Condominium
- 10 Sarasota County - Single Family Home
- 11 Sarasota County - Condominium
- 12 Manatee County - Single Family Home
- 13 Manatee County - Condominium



4 WEEK REAL ESTATE MARKET REPORT

REPORT BREAKDOWN

Thursday, May 23, 2024

as of: 5/24/2024

Day 1	Thursday, May 23, 2024
Day 2	Wednesday, May 22, 2024
Day 3	Tuesday, May 21, 2024
Day 4	Monday, May 20, 2024
Day 5	Sunday, May 19, 2024
Day 6	Saturday, May 18, 2024
Day 7	Friday, May 17, 2024
Day 8	Thursday, May 16, 2024
Day 9	Wednesday, May 15, 2024
Day 10	Tuesday, May 14, 2024
Day 11	Monday, May 13, 2024
Day 12	Sunday, May 12, 2024
Day 13	Saturday, May 11, 2024
Day 14	Friday, May 10, 2024
Day 15	Thursday, May 9, 2024
Day 16	Wednesday, May 8, 2024
Day 17	Tuesday, May 7, 2024
Day 18	Monday, May 6, 2024
Day 19	Sunday, May 5, 2024
Day 20	Saturday, May 4, 2024
Day 21	Friday, May 3, 2024
Day 22	Thursday, May 2, 2024
Day 23	Wednesday, May 1, 2024
Day 24	Tuesday, April 30, 2024
Day 25	Monday, April 29, 2024
Day 26	Sunday, April 28, 2024
Day 27	Saturday, April 27, 2024
Day 28	Friday, April 26, 2024

REPORT BREAKDOWN

GRAPH:

Active - Newly listed during the date range

Pending - Status changed to 'pending' during the date range

Sold - Closed during the date range

Canceled - Canceled during the date range

Temp off Market - Status changed to 'temp' off market' during the date range

The date ranges are not cumulative.

Day 1: Thursday, May 23, 2024

Day 28: Friday, April 26, 2024

TOTALS:

4 Weeks: The summation of each date range (Day 1 - Day 28)

Market Changes

Day 1's New Listings, Price Increase, Price Decreases and Back on Market

Manatee County - Single Family Home

7 Day Sold Comparison

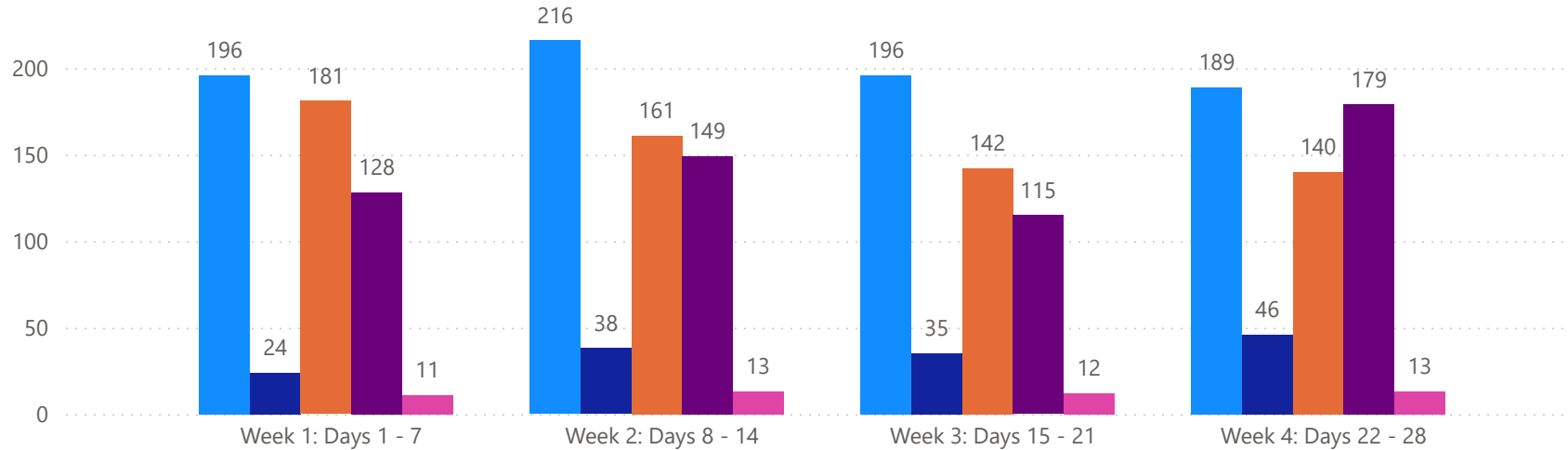
Compares the sold amount and volume in the last 7 days against the same timeframe in the prior year and days 8 - days 14.

4 WEEK REAL ESTATE MARKET REPORT

TAMPA BAY - SINGLE FAMILY HOME

5/23/2024

MLS Status ● Active ● Canceled ● Pending ● Sold ● Temporarily Off-Market



TOTALS

MLS Status	4 Week Total
Active	797
Canceled	143
Pending	624
Sold	571
Temporarily Off-Market	49

DAILY MARKET CHANGE

Category	Sum of Total
Back on the Market	96
New Listings	231
Price Decrease	473
Price Increase	83

*Back on Market can be from these sources - Pending, Temp Off Market, Cancelled and Expired Listing)

7 DAY SOLD COMPARISON

Closed Prior Year	Volume	Count
Wednesday, May 22, 2024	\$8,978,500	12
Tuesday, May 21, 2024	\$10,667,031	21
Monday, May 20, 2024	\$27,527,495	36
Sunday, May 19, 2024	\$322,500	1
Saturday, May 18, 2024	\$775,000	2
Friday, May 17, 2024	\$35,573,925	56
Total	\$83,844,451	128

Closed Prior Year	Volume	Count
Tuesday, May 23, 2023	\$10,370,032	16
Monday, May 22, 2023	\$18,061,360	30
Sunday, May 21, 2023	\$329,000	1
Saturday, May 20, 2023	\$599,900	2
Friday, May 19, 2023	\$33,690,978	53
Thursday, May 18, 2023	\$13,405,546	26
Wednesday, May 17, 2023	\$10,988,608	23
Total	\$87,445,424	151

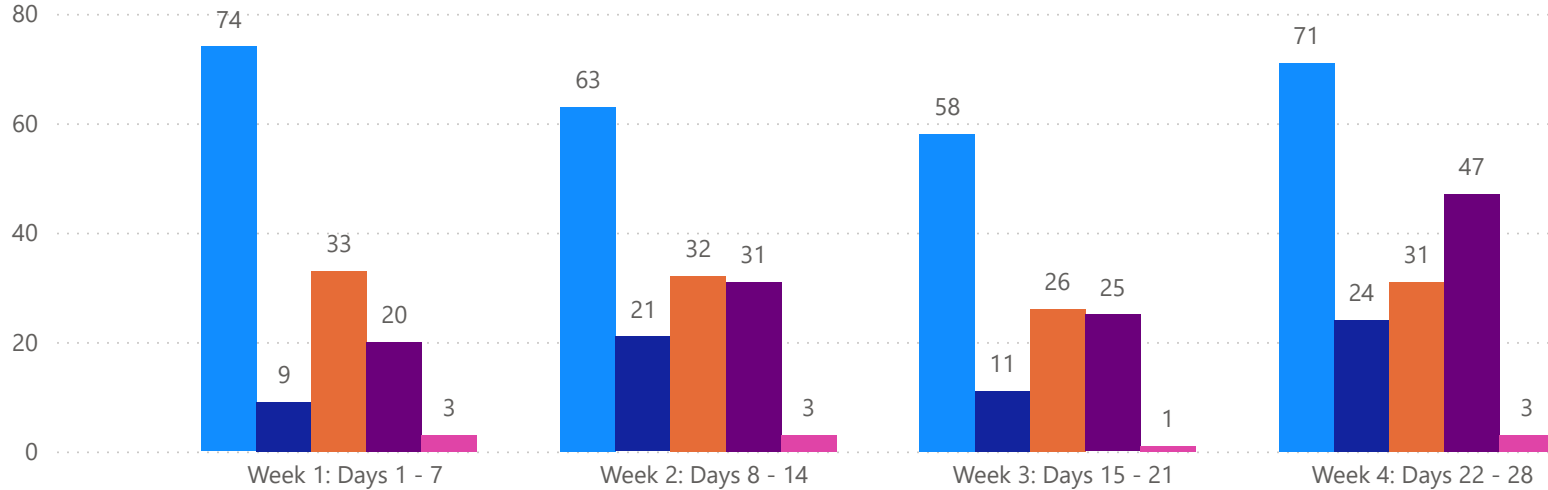


4 WEEK REAL ESTATE MARKET REPORT

TAMPA BAY - CONDO

5/23/2024

MLS Status ● Active ● Canceled ● Pending ● Sold ● Temporarily Off-Market



TOTALS

MLS Status	4 Week Total
Active	266
Canceled	65
Pending	122
Sold	123
Temporarily Off-Market	10

DAILY MARKET CHANGE

Category	Sum of Total
Back on the Market	14
New Listings	51
Price Decrease	138
Price Increase	2

*Back on Market can be from these sources - Pending, Temp Off Market, Cancelled and Expired Listing)

7 DAY SOLD COMPARISON

Closed Prior Year	Volume	Count
Wednesday, May 22, 2024	\$2,332,900	4
Tuesday, May 21, 2024	\$1,472,500	5
Monday, May 20, 2024	\$734,000	4
Friday, May 17, 2024	\$3,183,900	7
Total	\$7,723,300	20

Closed Prior Year	Volume	Count
Tuesday, May 23, 2023	\$2,243,000	7
Monday, May 22, 2023	\$4,256,500	12
Saturday, May 20, 2023	\$367,000	1
Friday, May 19, 2023	\$3,905,500	10
Thursday, May 18, 2023	\$3,720,000	6
Wednesday, May 17, 2023	\$8,056,500	9
Total	\$22,548,500	45

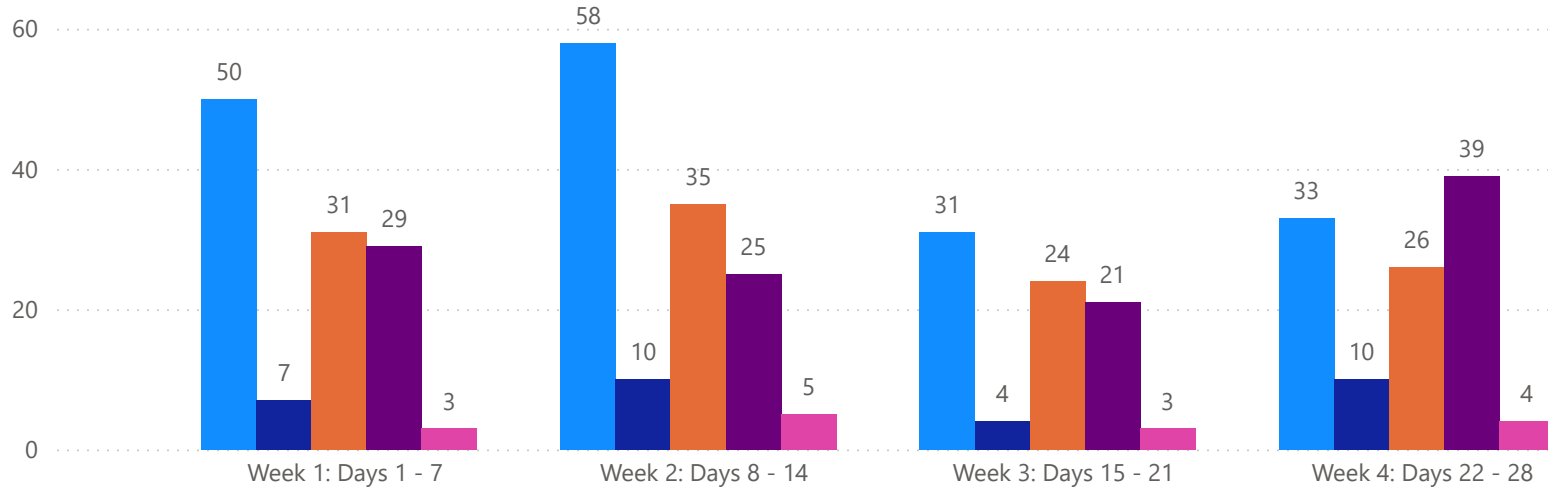


4 WEEK REAL ESTATE MARKET REPORT

PINELLAS COUNTY - SINGLE FAMILY HOME

5/23/2024

MLS Status ● Active ● Canceled ● Pending ● Sold ● Temporarily Off-Market



TOTALS

MLS Status	4 Week Total
Active	172
Canceled	31
Pending	116
Sold	114
Temporarily Off-Market	15

DAILY MARKET CHANGE

Category	Sum of Pinellas
Back on the Market	16
New Listings	49
Price Decrease	79
Price Increase	1

*Back on Market can be from these sources - Pending, Temp Off Market, Cancelled and Expired Listing)

7 DAY SOLD COMPARISON

Closed Prior Year	Volume	Count
Wednesday, May 22, 2024	\$770,000	1
Tuesday, May 21, 2024	\$3,122,860	7
Monday, May 20, 2024	\$5,026,500	9
Saturday, May 18, 2024	\$375,000	1
Friday, May 17, 2024	\$7,943,000	11
Total	\$17,237,360	29

Closed Prior Year	Volume	Count
Tuesday, May 23, 2023	\$3,414,500	4
Monday, May 22, 2023	\$4,555,500	7
Sunday, May 21, 2023	\$329,000	1
Friday, May 19, 2023	\$9,369,387	8
Thursday, May 18, 2023	\$2,894,300	7
Wednesday, May 17, 2023	\$1,210,000	3
Total	\$21,772,687	30

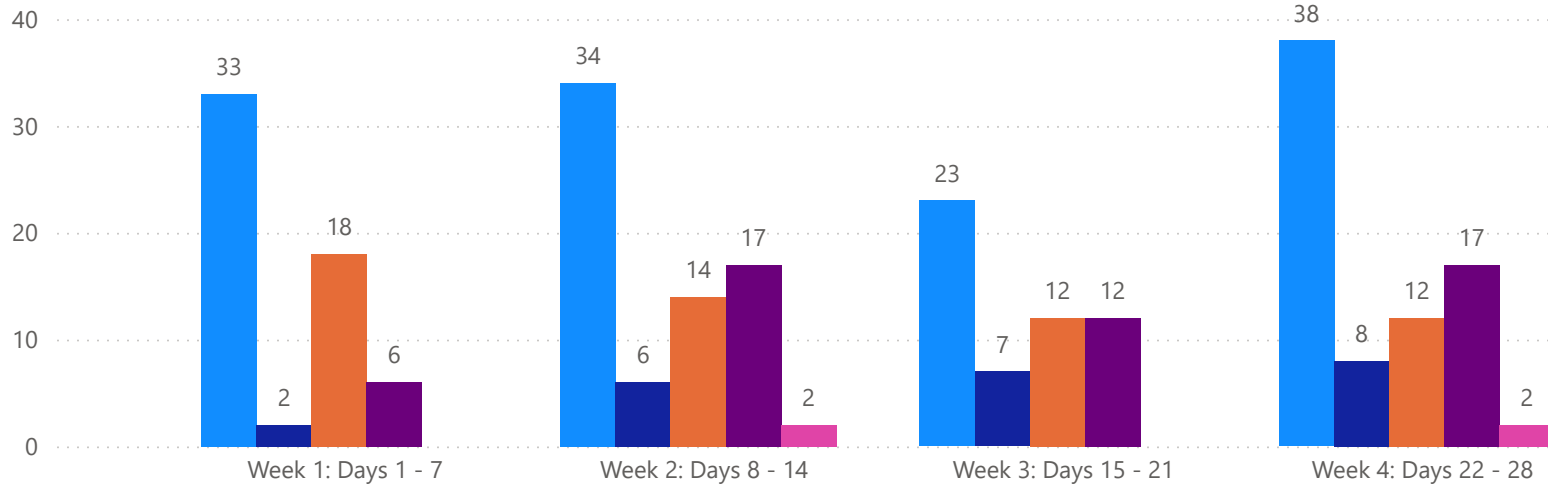


4 WEEK REAL ESTATE MARKET REPORT

PINELLAS COUNTY - CONDO

5/23/2024

MLS Status ● Active ● Canceled ● Pending ● Sold ● Temporarily Off-Market



TOTALS

MLS Status	4 Week Total
Active	128
Canceled	23
Pending	56
Sold	52
Temporarily Off-Market	4

DAILY MARKET CHANGE

Category	Sum of Pinellas
Back on the Market	3
New Listings	31
Price Decrease	73
Price Increase	2

*Back on Market can be from these sources - Pending, Temp Off Market, Cancelled and Expired Listing)

7 DAY SOLD COMPARISON

Closed Prior Year	Volume	Count
Wednesday, May 22, 2024	\$1,727,900	2
Tuesday, May 21, 2024	\$241,500	1
Monday, May 20, 2024	\$394,000	2
Friday, May 17, 2024	\$230,000	1
Total	\$2,593,400	6

Closed Prior Year	Volume	Count
Tuesday, May 23, 2023	\$1,760,500	6
Monday, May 22, 2023	\$1,488,000	5
Saturday, May 20, 2023	\$367,000	1
Friday, May 19, 2023	\$1,388,500	5
Thursday, May 18, 2023	\$530,000	2
Wednesday, May 17, 2023	\$754,000	3
Total	\$6,288,000	22

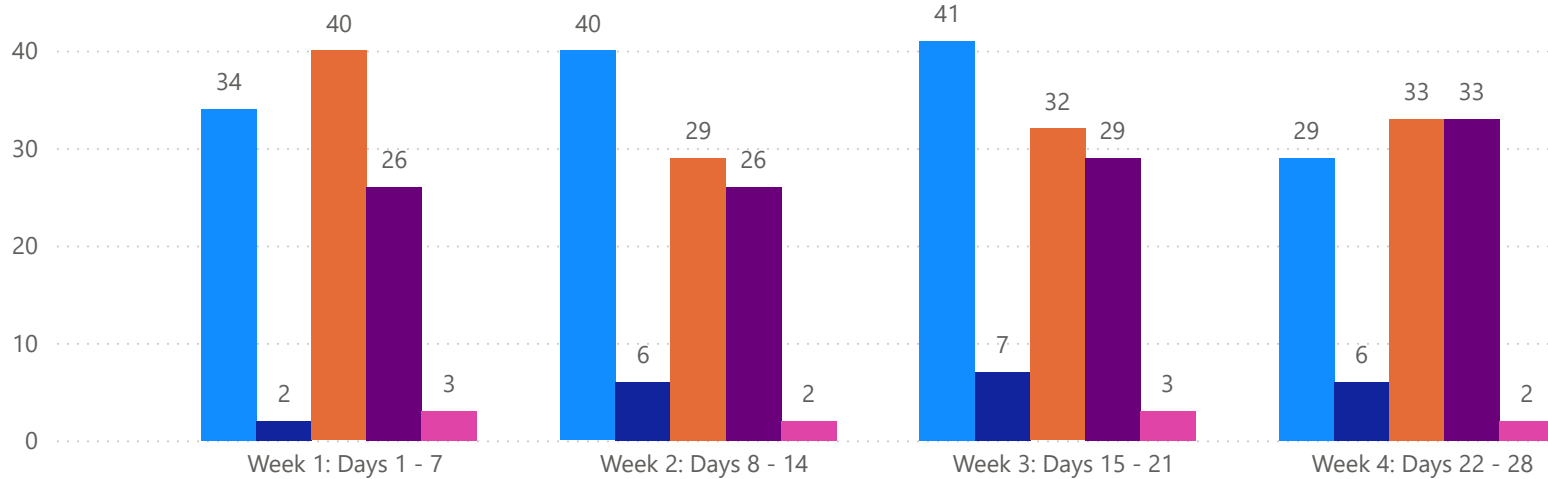


4 WEEK REAL ESTATE MARKET REPORT

PASCO COUNTY - SINGLE FAMILY HOME

5/23/2024

MLS Status ● Active ● Canceled ● Pending ● Sold ● Temporarily Off-Market



TOTALS

MLS Status	4 Week Total
Active	144
Canceled	21
Pending	134
Sold	114
Temporarily Off-Market	10

DAILY MARKET CHANGE

Category	Sum of Pasco
Back on the Market	12
New Listings	42
Price Decrease	98
Price Increase	10

*Back on Market can be from these sources - Pending, Temp Off Market, Cancelled and Expired Listing)

7 DAY SOLD COMPARISON

Closed Prior Year	Volume	Count
Tuesday, May 21, 2024	\$935,275	2
Monday, May 20, 2024	\$5,677,911	12
Friday, May 17, 2024	\$5,735,481	12
Total	\$12,348,667	26

Closed Prior Year	Volume	Count
Tuesday, May 23, 2023	\$2,756,632	4
Monday, May 22, 2023	\$2,017,990	4
Saturday, May 20, 2023	\$240,000	1
Friday, May 19, 2023	\$7,511,863	16
Thursday, May 18, 2023	\$1,183,000	3
Wednesday, May 17, 2023	\$2,960,900	7
Total	\$16,670,385	35

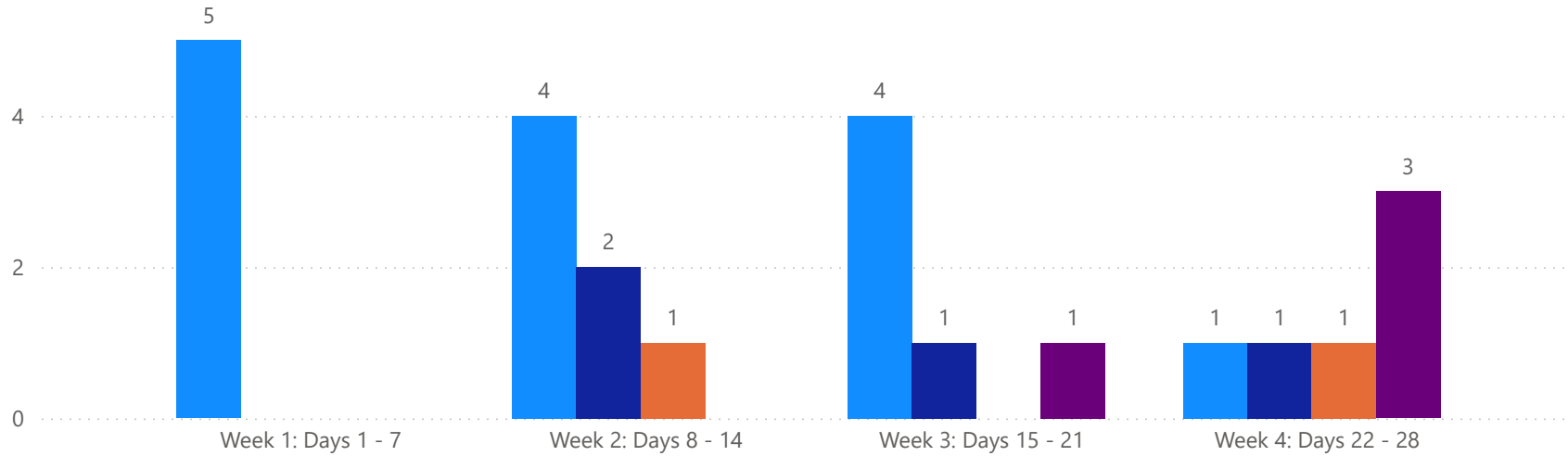


4 WEEEEK REAL ESTATE MARKET REPORT

PASCO COUNTY - CONDO

5/23/2024

MLSStatus ● Active ● Canceled ● Pending ● Sold



TOTALS

MLS Status	4 Week Total
Active	14
Canceled	4
Pending	2
Sold	4

DAILY MARKET CHANGE

Category	Sum of Pasco
Back on the Market	0
New Listings	1
Price Decrease	10
Price Increase	0

*Back on Market can be from these sources - Pending, Temp Off Market, Cancelled and Expired Listing)

7 DAY SOLD COMPARISON

Closed Prior Year	Volume	Count
Total		

Closed Prior Year	Volume	Count
Total		

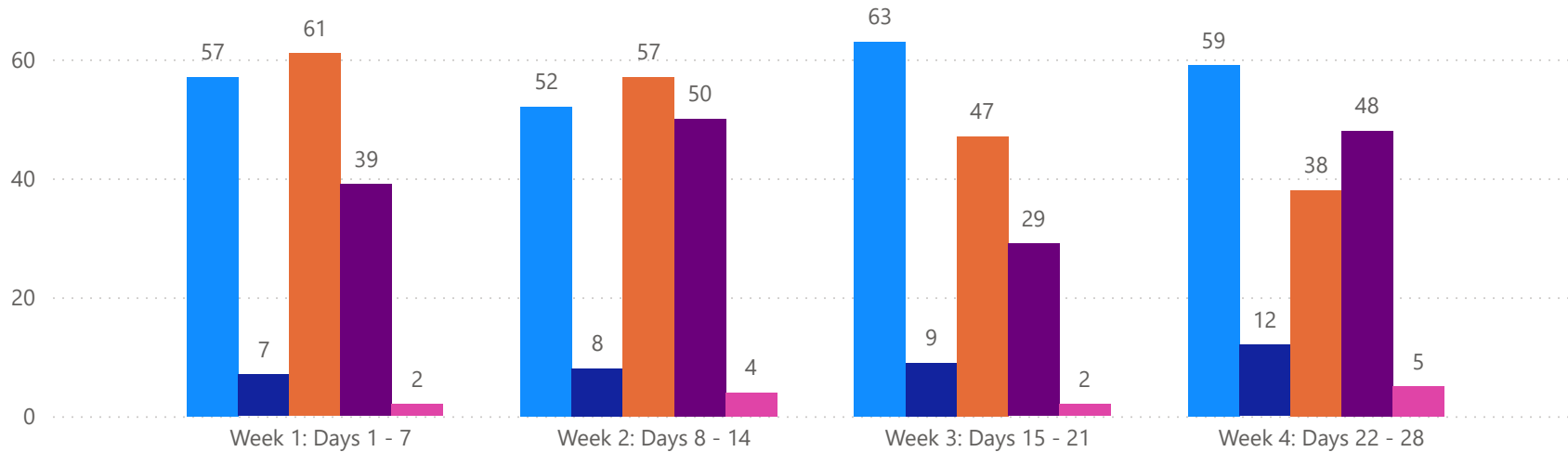


4 WEEK REAL ESTATE MARKET REPORT

HILLSBOROUGH COUNTY - SINGLE FAMILY HOME

5/23/2024

MLS Status ● Active ● Canceled ● Pending ● Sold ● Temporarily Off-Market



TOTALS

MLS Status	4 Week Total
Active	231
Canceled	36
Pending	203
Sold	166
Temporarily Off-Market	13

DAILY MARKET CHANGE

Category	Sum of Hillsborough	*Back on Market can be from these sources - Pending, Temp Off Market, Canceled and Expired Listing)
Back on the Market	3	
New Listings	7	
Price Decrease	14	
Price Increase	1	

7 DAY SOLD COMPARISON

Closed Prior Year	Volume	Count
Wednesday, May 22, 2024	\$6,036,500	6
Tuesday, May 21, 2024	\$3,204,756	7
Monday, May 20, 2024	\$2,681,485	5
Saturday, May 18, 2024	\$400,000	1
Friday, May 17, 2024	\$11,028,059	20
Total	\$23,350,800	39

Closed Prior Year	Volume	Count
Tuesday, May 23, 2023	\$1,365,000	3
Monday, May 22, 2023	\$3,497,140	8
Saturday, May 20, 2023	\$359,900	1
Friday, May 19, 2023	\$8,365,520	14
Thursday, May 18, 2023	\$4,795,000	8
Wednesday, May 17, 2023	\$3,025,500	7
Total	\$21,408,060	41

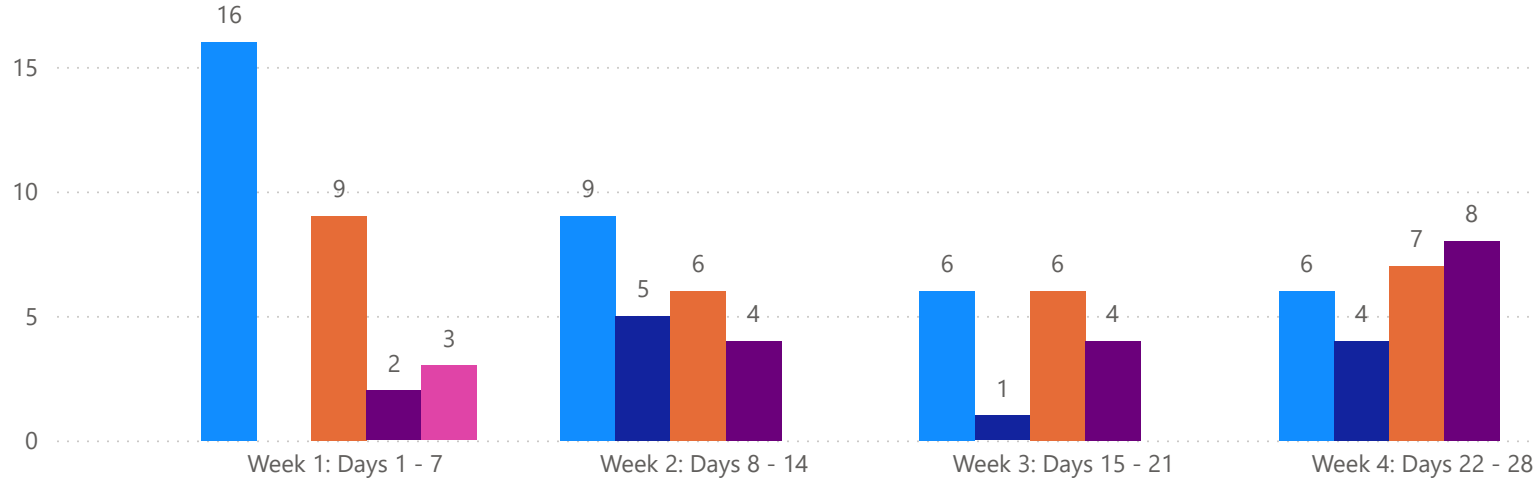


4 WEEK REAL ESTATE MARKET REPORT

HILLSBOROUGH COUNTY - CONDO

5/23/2024

MLS Status ● Active ● Canceled ● Pending ● Sold ● Temporarily Off-Market



TOTALS

MLS Status	4 Week Total
Active	37
Canceled	10
Pending	28
Sold	18
Temporarily Off-Market	3

DAILY MARKET CHANGE

Category	Sum of Hillsborough	
Back on the Market		*Back on Market can be from these sources - Pending, Temp Off Market, Cancelled and Expired Listing)
New Listings		
Price Decrease	2	
Price Increase		

7 DAY SOLD COMPARISON

Closed Prior Year	Volume	Count
Friday, May 17, 2024	\$909,900	2
Total	\$909,900	2

Closed Prior Year	Volume	Count
Monday, May 22, 2023	\$778,000	3
Friday, May 19, 2023	\$1,782,000	3
Thursday, May 18, 2023	\$1,935,000	2
Wednesday, May 17, 2023	\$491,400	2
Total	\$4,986,400	10

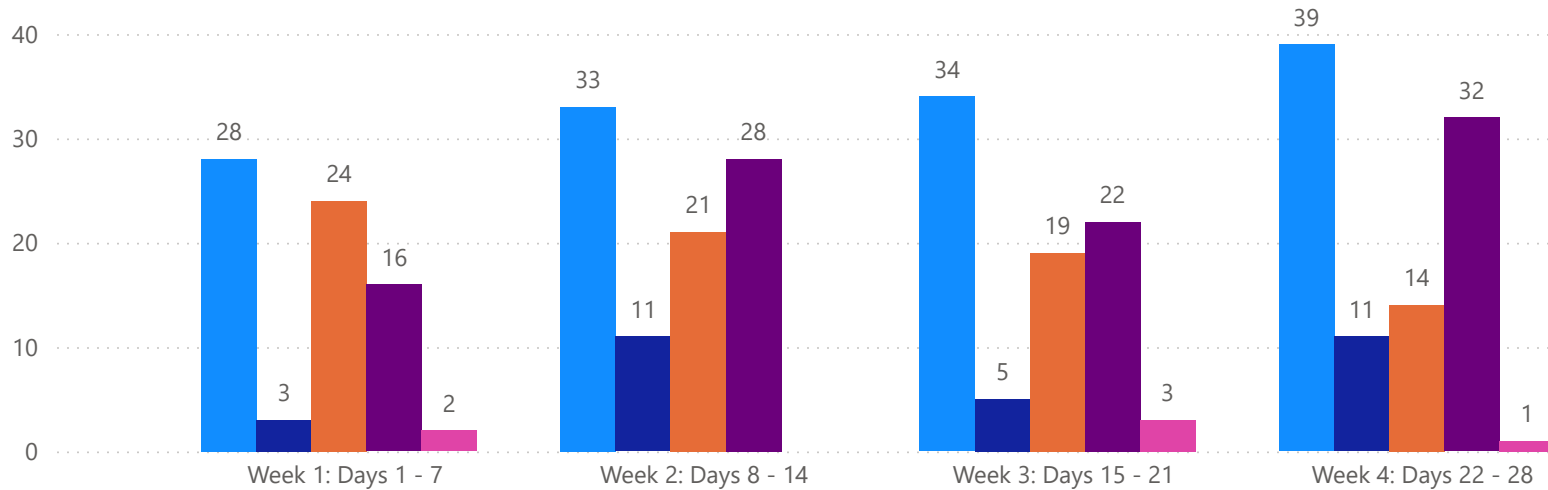


4 WEEK REAL ESTATE MARKET REPORT

SARASOTA COUNTY - SINGLE FAMILY HOME

5/23/2024

MLSStatus ● Active ● Canceled ● Pending ● Sold ● Temporarily Off-Market



TOTALS

MLS Status	4 Week Total
Active	134
Canceled	30
Pending	78
Sold	98
Temporarily Off-Market	6

DAILY MARKET CHANGE

Category	Sum of Sarasota
Back on the Market	9
New Listings	27
Price Decrease	58
Price Increase	3

*Back on Market can be from these sources - Pending, Temp Off Market, Cancelled and Expired Listing)

7 DAY SOLD COMPARISON

Closed Prior Year	Volume	Count
Wednesday, May 22, 2024	\$429,000	1
Tuesday, May 21, 2024	\$2,924,150	4
Monday, May 20, 2024	\$12,656,600	6
Sunday, May 19, 2024	\$322,500	1
Friday, May 17, 2024	\$2,152,500	4
Total	\$18,484,750	16

Closed Prior Year	Volume	Count
Tuesday, May 23, 2023	\$2,454,000	4
Monday, May 22, 2023	\$5,379,000	6
Friday, May 19, 2023	\$5,209,773	9
Thursday, May 18, 2023	\$2,195,746	5
Wednesday, May 17, 2023	\$1,232,581	2
Total	\$16,471,100	26

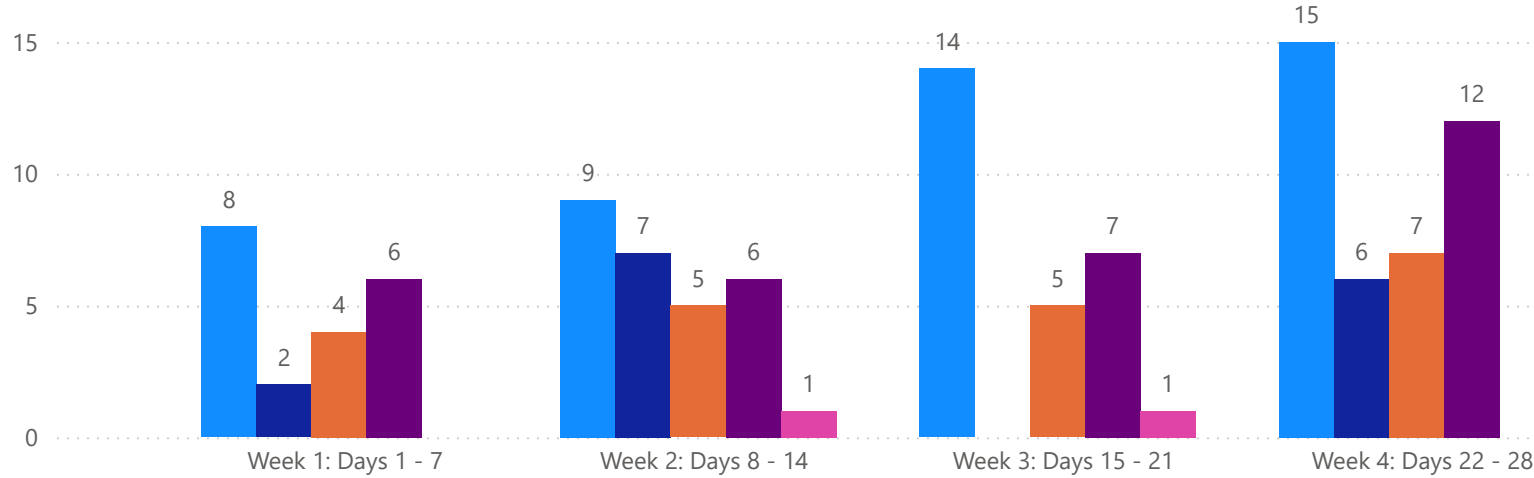


4 WEEK REAL ESTATE MARKET REPORT

SARASOTA COUNTY - CONDO

5/23/2024

MLS Status ● Active ● Canceled ● Pending ● Sold ● Temporarily Off-Market



TOTALS

MLS Status	4 Week Total
Active	46
Canceled	15
Pending	21
Sold	31
Temporarily Off-Market	2

DAILY MARKET CHANGE

Category	Sum of Sarasota
Back on the Market	2
New Listings	6
Price Decrease	19
Price Increase	0

*Back on Market can be from these sources - Pending, Temp Off Market, Cancelled and Expired Listing)

7 DAY SOLD COMPARISON

Closed Prior Year	Volume	Count
Wednesday, May 22, 2024	\$605,000	2
Monday, May 20, 2024	\$120,000	1
Friday, May 17, 2024	\$1,614,000	3
Total	\$2,339,000	6

Closed Prior Year	Volume	Count
Monday, May 22, 2023	\$649,000	1
Friday, May 19, 2023	\$735,000	2
Thursday, May 18, 2023	\$680,000	1
Wednesday, May 17, 2023	\$849,000	3
Total	\$2,913,000	7

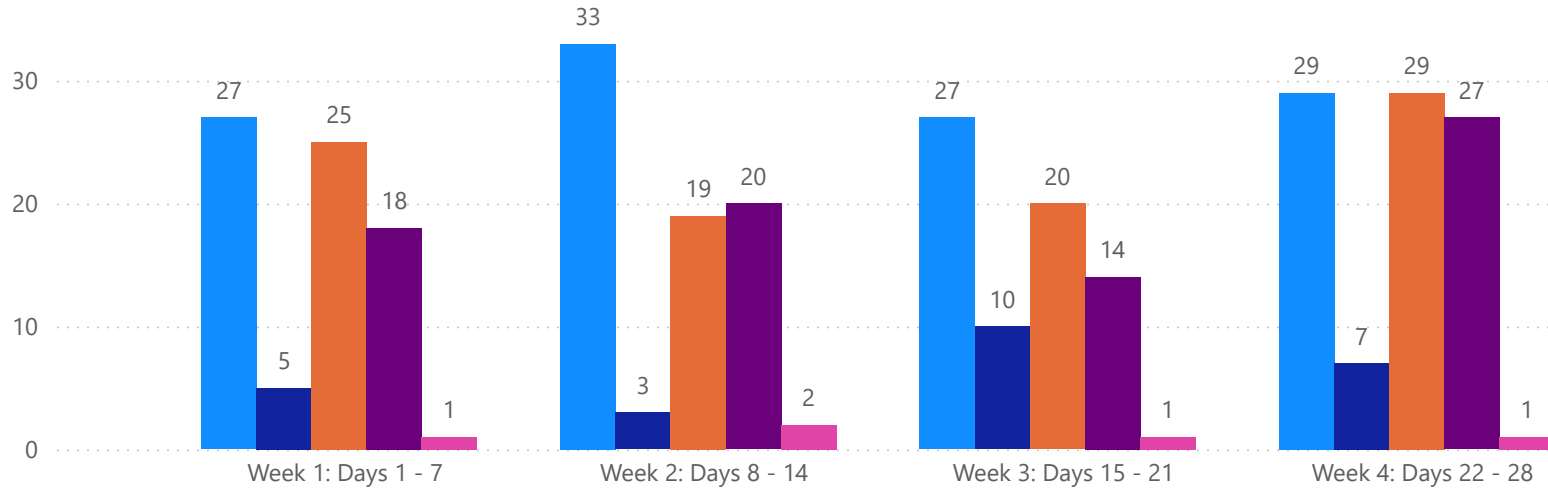


4 WEEK REAL ESTATE MARKET REPORT

MANATEE COUNTY - SINGLE FAMILY HOME

5/23/2024

MLS Status ● Active ● Canceled ● Pending ● Sold ● Temporarily Off-Market



TOTALS

MLS Status	4 Week Total
Active	116
Canceled	25
Pending	93
Sold	79
Temporarily Off-Market	5

DAILY MARKET CHANGE

Category	Sum of Manatee
Back on the Market	20
New Listings	39
Price Decrease	97
Price Increase	53

*Back on Market can be from these sources - Pending, Temp Off Market, Cancelled and Expired Listing)

7 DAY SOLD COMPARISON

Closed Prior Year	Volume	Count
Wednesday, May 22, 2024	\$1,743,000	4
Tuesday, May 21, 2024	\$479,990	1
Monday, May 20, 2024	\$1,484,999	4
Friday, May 17, 2024	\$8,714,885	9
Total	\$12,422,874	18

Closed Prior Year	Volume	Count
Tuesday, May 23, 2023	\$379,900	1
Monday, May 22, 2023	\$2,611,730	5
Friday, May 19, 2023	\$3,234,435	6
Thursday, May 18, 2023	\$2,337,500	3
Wednesday, May 17, 2023	\$2,559,627	4
Total	\$11,123,192	19

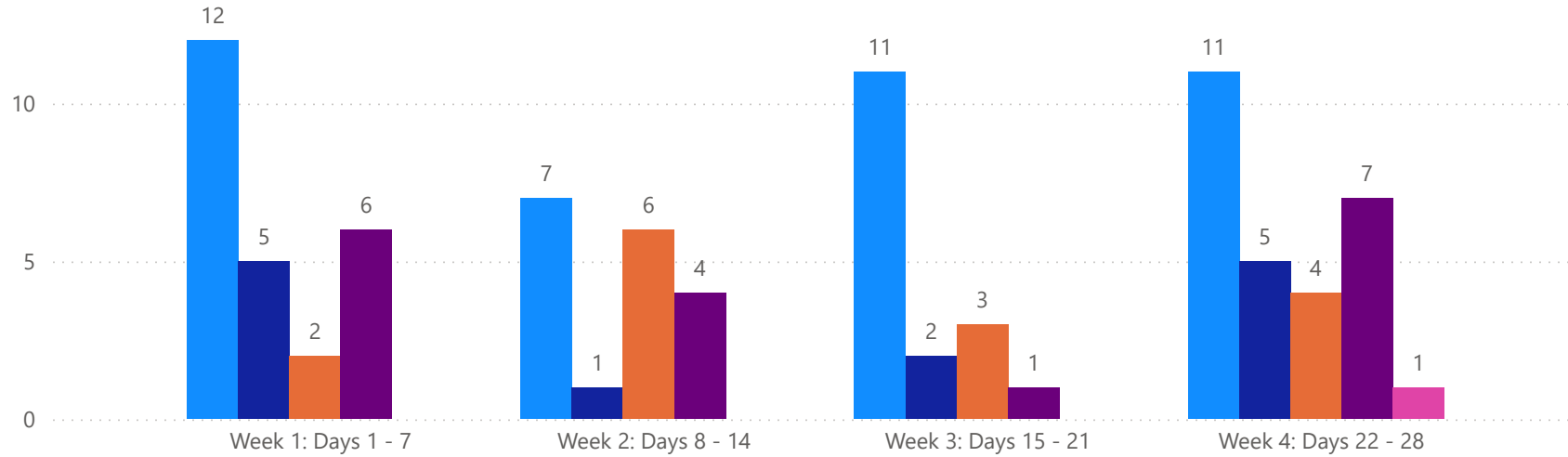


4 WEEK REAL ESTATE MARKET REPORT

MANATEE COUNTY - CONDO

5/23/2024

MLS Status ● Active ● Canceled ● Pending ● Sold ● Temporarily Off-Market



TOTALS

MLS Status	4 Week Total
Active	41
Canceled	13
Pending	15
Sold	18
Temporarily Off-Market	1

DAILY MARKET CHANGE

Category	Sum of Manatee
Back on the Market	3
New Listings	4
Price Decrease	16
Price Increase	0

*Back on Market can be from these sources - Pending, Temp Off Market, Cancelled and Expired Listing)

7 DAY SOLD COMPARISON

Closed Prior Year	Volume	Count
Tuesday, May 21, 2024	\$1,231,000	4
Monday, May 20, 2024	\$220,000	1
Friday, May 17, 2024	\$430,000	1
Total	\$1,881,000	6

Closed Prior Year	Volume	Count
Tuesday, May 23, 2023	\$482,500	1
Monday, May 22, 2023	\$1,341,500	3
Thursday, May 18, 2023	\$575,000	1
Wednesday, May 17, 2023	\$5,962,100	1
Total	\$8,361,100	6

