



# 4 WEEK REAL ESTATE MARKET REPORT

Monday, May 27, 2024

*As of: Tuesday, May 28, 2024*

- 1 Report Breakdown
- 2 Cumulative Tampa Bay Report - Single Family Home
- 3 Cumulative Tampa Bay Report - Condominium
- 4 Pinellas County - Single Family Home
- 5 Pinellas County - Condominium
- 6 Pasco County - Single Family Home
- 7 Pasco County - Condominium
- 8 Hillsborough County - Single Family Home
- 9 Hillsborough County - Condominium
- 10 Sarasota County - Single Family Home
- 11 Sarasota County - Condominium
- 12 Manatee County - Single Family Home
- 13 Manatee County - Condominium



# 4 WEEK REAL ESTATE MARKET REPORT

## REPORT BREAKDOWN

Monday, May 27, 2024

as of: 5/28/2024

<b>Day 1</b>	Monday, May 27, 2024
<b>Day 2</b>	Sunday, May 26, 2024
<b>Day 3</b>	Saturday, May 25, 2024
<b>Day 4</b>	Friday, May 24, 2024
<b>Day 5</b>	Thursday, May 23, 2024
<b>Day 6</b>	Wednesday, May 22, 2024
<b>Day 7</b>	Tuesday, May 21, 2024
<b>Day 8</b>	Monday, May 20, 2024
<b>Day 9</b>	Sunday, May 19, 2024
<b>Day 10</b>	Saturday, May 18, 2024
<b>Day 11</b>	Friday, May 17, 2024
<b>Day 12</b>	Thursday, May 16, 2024
<b>Day 13</b>	Wednesday, May 15, 2024
<b>Day 14</b>	Tuesday, May 14, 2024
<b>Day 15</b>	Monday, May 13, 2024
<b>Day 16</b>	Sunday, May 12, 2024
<b>Day 17</b>	Saturday, May 11, 2024
<b>Day 18</b>	Friday, May 10, 2024
<b>Day 19</b>	Thursday, May 9, 2024
<b>Day 20</b>	Wednesday, May 8, 2024
<b>Day 21</b>	Tuesday, May 7, 2024
<b>Day 22</b>	Monday, May 6, 2024
<b>Day 23</b>	Sunday, May 5, 2024
<b>Day 24</b>	Saturday, May 4, 2024
<b>Day 25</b>	Friday, May 3, 2024
<b>Day 26</b>	Thursday, May 2, 2024
<b>Day 27</b>	Wednesday, May 1, 2024
<b>Day 28</b>	Tuesday, April 30, 2024

### REPORT BREAKDOWN

#### GRAPH:

Active - Newly listed during the date range

Pending - Status changed to 'pending' during the date range

Sold - Closed during the date range

Canceled - Canceled during the date range

Temp off Market - Status changed to 'temp' off market' during the date range

The date ranges are not cumulative.

Day 1: Monday, May 27, 2024

Day 28: Tuesday, April 30, 2024

#### TOTALS:

4 Weeks: The summation of each date range (Day 1 - Day 28)

#### Market Changes

Day 1's New Listings, Price Increase, Price Decreases and Back on Market

Manatee County - Single Family Home

#### 7 Day Sold Comparison

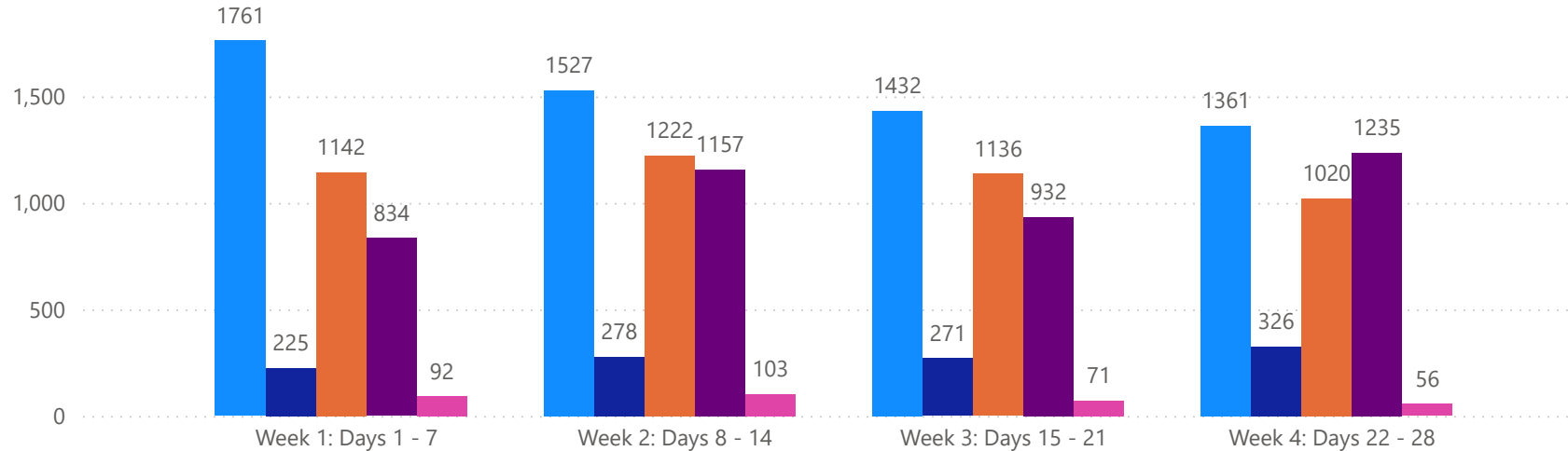
Compares the sold amount and volume in the last 7 days against the same timeframe in the prior year and days 8 - days 14.

# 4 WEEK REAL ESTATE MARKET REPORT

## TAMPA BAY - SINGLE FAMILY HOME

### 5/27/2024

MLS Status ● Active ● Canceled ● Pending ● Sold ● Temporarily Off-Market



### TOTALS

MLS Status	4 Week Total
Active	6081
Canceled	1100
Pending	4520
Sold	4158
Temporarily Off-Market	322

### DAILY MARKET CHANGE

Category	Sum of Total
Back on the Market	15
New Listings	62
Price Decrease	111
Price Increase	6

\*Back on Market can be from these sources - Pending, Temp Off Market, Cancelled and Expired Listing)

### 7 DAY SOLD COMPARISON

Closed Prior Year	Volume	Count
Monday, May 27, 2024	\$394,000	1
Friday, May 24, 2024	\$169,320,785	286
Thursday, May 23, 2024	\$115,935,090	210
Wednesday, May 22, 2024	\$104,010,195	170
Tuesday, May 21, 2024	\$96,917,003	167
<b>Total</b>	<b>\$486,577,073</b>	<b>834</b>

Closed Prior Year	Volume	Count
Saturday, May 27, 2023	\$7,476,387	15
Friday, May 26, 2023	\$217,737,319	396
Thursday, May 25, 2023	\$137,344,658	250
Wednesday, May 24, 2023	\$110,811,498	196
Tuesday, May 23, 2023	\$103,417,610	173
Monday, May 22, 2023	\$142,850,733	236
Sunday, May 21, 2023	\$2,698,900	6
<b>Total</b>	<b>\$722,337,105</b>	<b>1272</b>

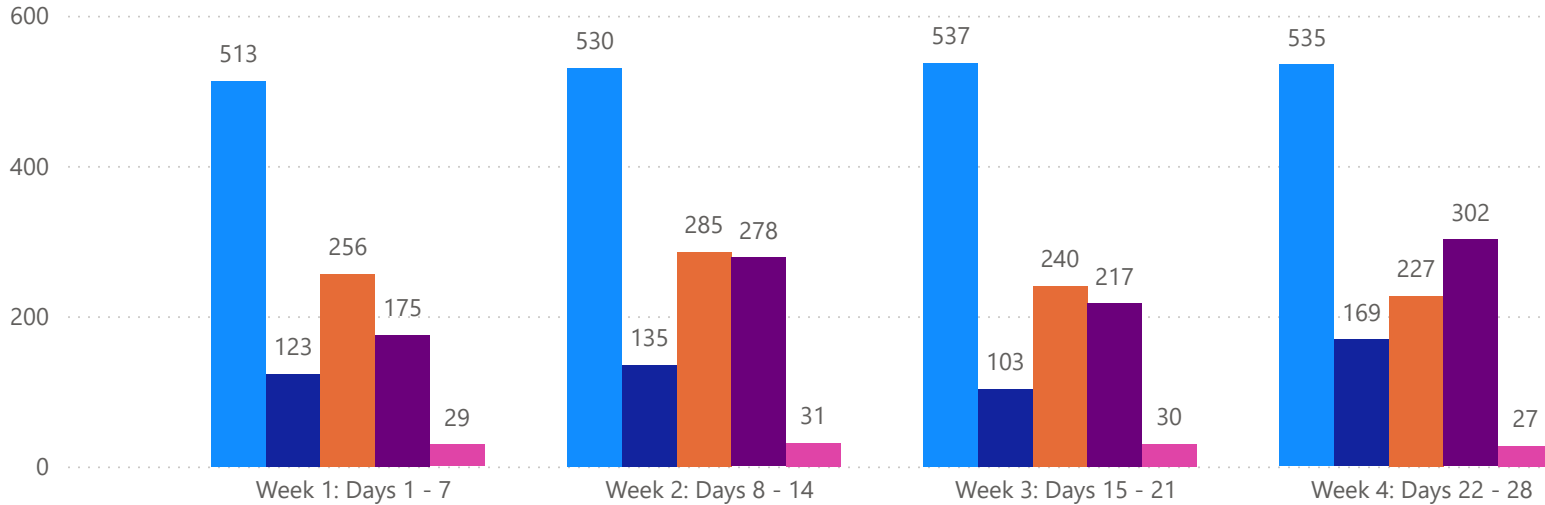


# 4 WEEK REAL ESTATE MARKET REPORT

## TAMPA BAY - CONDO

### 5/27/2024

MLS Status ● Active ● Canceled ● Pending ● Sold ● Temporarily Off-Market



### TOTALS

MLS Status	4 Week Total
Active	2115
Canceled	530
Pending	1008
Sold	972
Temporarily Off-Market	117

### DAILY MARKET CHANGE

Category	Sum of Total
Back on the Market	7
New Listings	10
Price Decrease	33
Price Increase	4

\*Back on Market can be from these sources - Pending, Temp Off Market, Cancelled and Expired Listing)

### 7 DAY SOLD COMPARISON

Closed Prior Year	Volume	Count
Monday, May 27, 2024	\$653,260	1
Friday, May 24, 2024	\$24,559,760	53
Thursday, May 23, 2024	\$22,730,669	47
Wednesday, May 22, 2024	\$15,713,798	34
Tuesday, May 21, 2024	\$14,571,750	40
<b>Total</b>	<b>\$78,229,237</b>	<b>175</b>

Closed Prior Year	Volume	Count
Saturday, May 27, 2023	\$292,000	1
Friday, May 26, 2023	\$43,880,700	102
Thursday, May 25, 2023	\$24,346,300	45
Wednesday, May 24, 2023	\$29,023,975	62
Tuesday, May 23, 2023	\$20,325,000	40
Monday, May 22, 2023	\$27,743,700	60
Sunday, May 21, 2023	\$253,000	1
<b>Total</b>	<b>\$145,864,675</b>	<b>311</b>

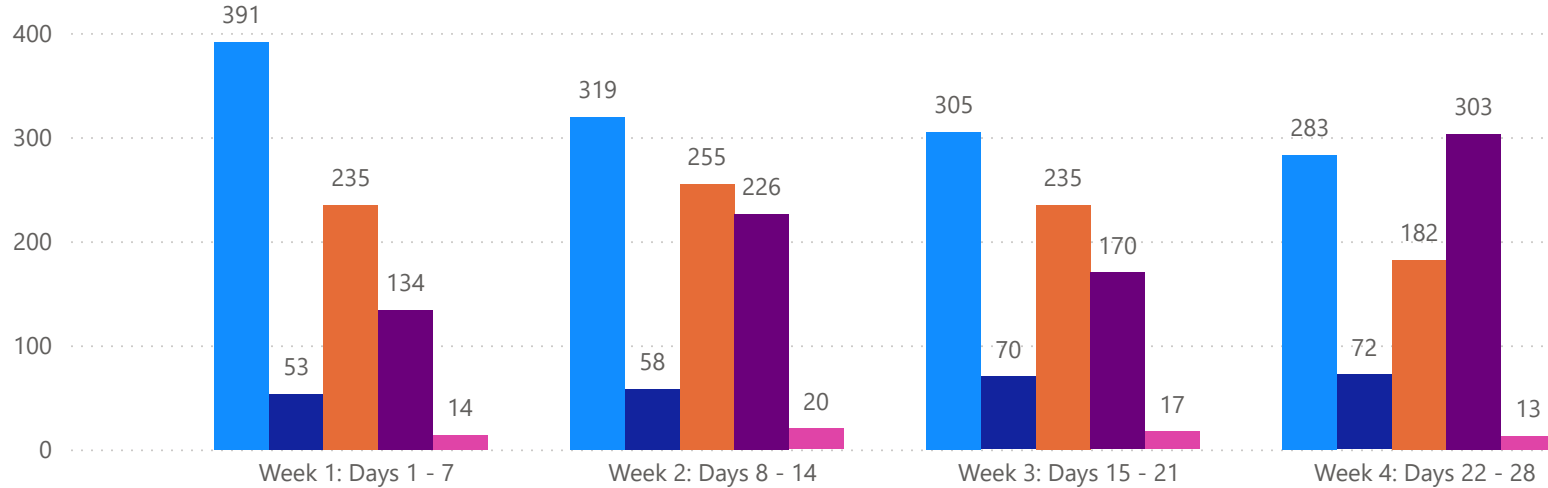


# 4 WEEK REAL ESTATE MARKET REPORT

## PINELLAS COUNTY - SINGLE FAMILY HOME

### 5/27/2024

MLS Status ● Active ● Canceled ● Pending ● Sold ● Temporarily Off-Market



### TOTALS

MLS Status	4 Week Total
Active	1298
Canceled	253
Pending	907
Sold	833
Temporarily Off-Market	64

### DAILY MARKET CHANGE

Category	Sum of Pinellas
Back on the Market	5
New Listings	15
Price Decrease	30
Price Increase	2

\*Back on Market can be from these sources - Pending, Temp Off Market, Cancelled and Expired Listing)

### 7 DAY SOLD COMPARISON

Closed Prior Year	Volume	Count
Friday, May 24, 2024	\$34,337,875	51
Thursday, May 23, 2024	\$20,351,800	32
Wednesday, May 22, 2024	\$13,753,473	22
Tuesday, May 21, 2024	\$14,007,850	29
<b>Total</b>	<b>\$82,450,998</b>	<b>134</b>

Closed Prior Year	Volume	Count
Saturday, May 27, 2023	\$1,016,100	2
Friday, May 26, 2023	\$37,495,630	63
Thursday, May 25, 2023	\$22,589,593	42
Wednesday, May 24, 2023	\$23,627,000	38
Tuesday, May 23, 2023	\$16,961,879	24
Monday, May 22, 2023	\$37,936,224	50
Sunday, May 21, 2023	\$679,000	2
<b>Total</b>	<b>\$140,305,426</b>	<b>221</b>

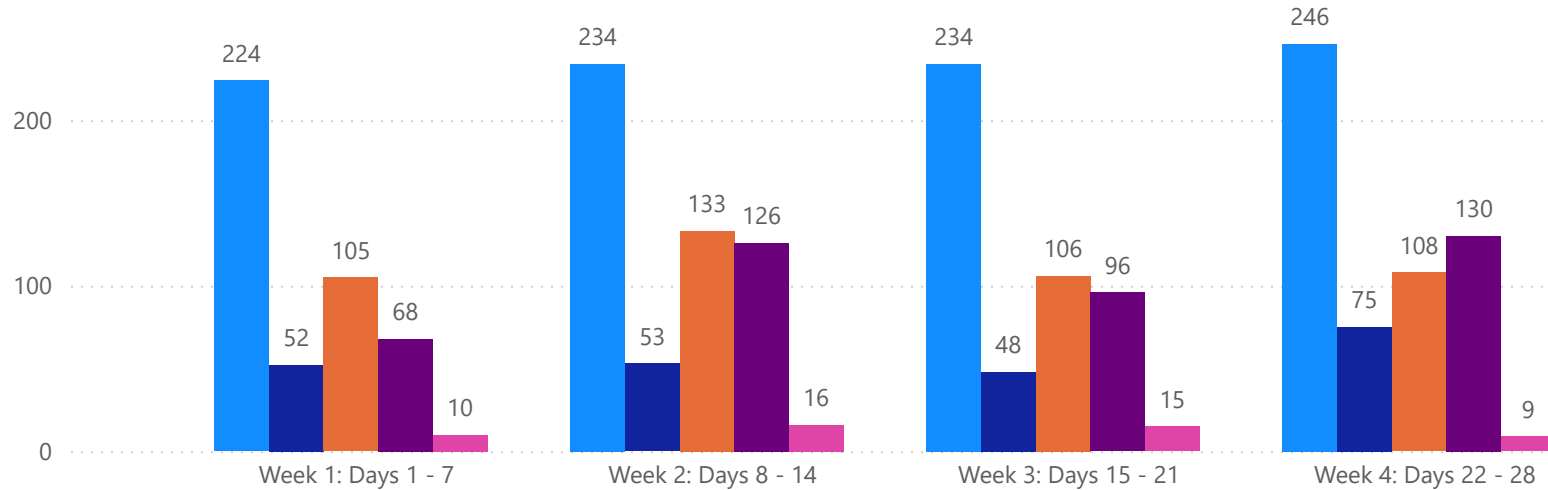


# 4 WEEK REAL ESTATE MARKET REPORT

## PINELLAS COUNTY - CONDO

### 5/27/2024

MLS Status ● Active ● Canceled ● Pending ● Sold ● Temporarily Off-Market



### TOTALS

MLS Status	4 Week Total
Active	938
Canceled	228
Pending	452
Sold	420
Temporarily Off-Market	50

### DAILY MARKET CHANGE

Category	Sum of Pinellas
Back on the Market	2
New Listings	3
Price Decrease	19
Price Increase	0

\*Back on Market can be from these sources - Pending, Temp Off Market, Cancelled and Expired Listing)

### 7 DAY SOLD COMPARISON

Closed Prior Year	Volume	Count
Monday, May 27, 2024	\$653,260	1
Friday, May 24, 2024	\$9,216,500	18
Thursday, May 23, 2024	\$10,170,000	18
Wednesday, May 22, 2024	\$5,776,900	13
Tuesday, May 21, 2024	\$5,956,250	18
<b>Total</b>	<b>\$31,772,910</b>	<b>68</b>

Closed Prior Year	Volume	Count
Saturday, May 27, 2023	\$292,000	1
Friday, May 26, 2023	\$18,679,150	48
Thursday, May 25, 2023	\$6,887,900	18
Wednesday, May 24, 2023	\$15,854,375	35
Tuesday, May 23, 2023	\$4,642,500	17
Monday, May 22, 2023	\$11,159,000	28
<b>Total</b>	<b>\$57,514,925</b>	<b>147</b>

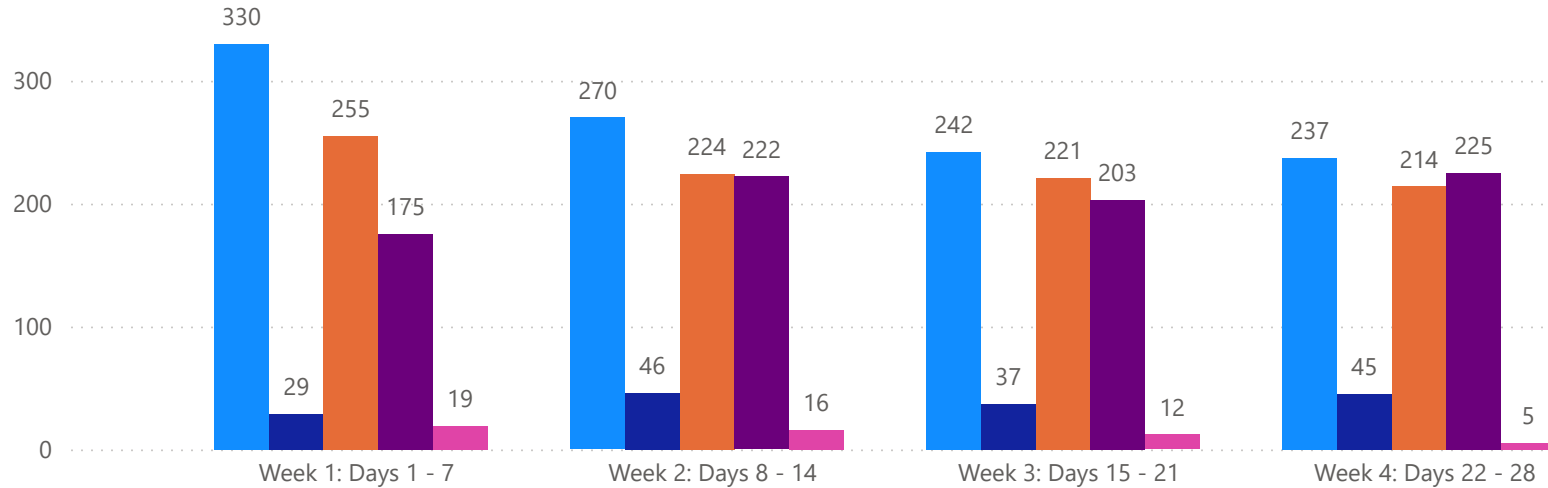


# 4 WEEK REAL ESTATE MARKET REPORT

## PASCO COUNTY - SINGLE FAMILY HOME

### 5/27/2024

MLS Status ● Active ● Canceled ● Pending ● Sold ● Temporarily Off-Market



### TOTALS

MLS Status	4 Week Total
Active	1079
Canceled	157
Pending	914
Sold	825
Temporarily Off-Market	52

### DAILY MARKET CHANGE

Category	Sum of Pasco
Back on the Market	3
New Listings	15
Price Decrease	18
Price Increase	0

\*Back on Market can be from these sources - Pending, Temp Off Market, Cancelled and Expired Listing)

### 7 DAY SOLD COMPARISON

Closed Prior Year	Volume	Count
Friday, May 24, 2024	\$23,878,562	60
Thursday, May 23, 2024	\$19,199,906	42
Wednesday, May 22, 2024	\$18,317,790	41
Tuesday, May 21, 2024	\$12,752,206	32
<b>Total</b>	<b>\$74,148,464</b>	<b>175</b>

Closed Prior Year	Volume	Count
Saturday, May 27, 2023	\$369,990	1
Friday, May 26, 2023	\$39,462,359	93
Thursday, May 25, 2023	\$21,265,488	49
Wednesday, May 24, 2023	\$19,182,678	43
Tuesday, May 23, 2023	\$13,412,392	28
Monday, May 22, 2023	\$22,069,204	46
<b>Total</b>	<b>\$115,762,111</b>	<b>260</b>

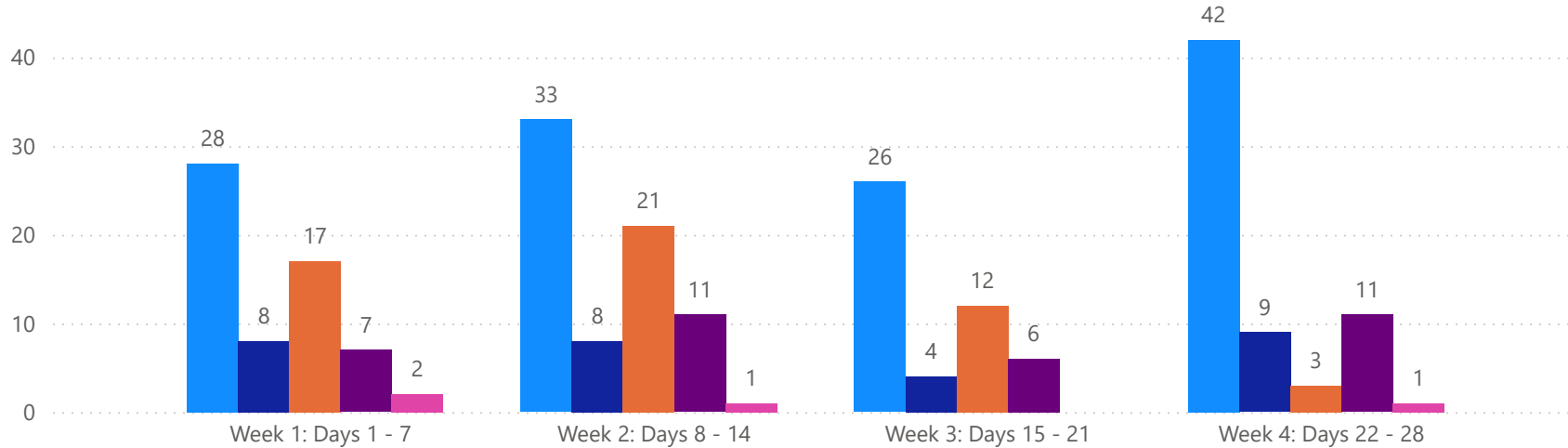


# 4 WEEK REAL ESTATE MARKET REPORT

## PASCO COUNTY - CONDO

### 5/27/2024

MLS Status ● Active ● Canceled ● Pending ● Sold ● Temporarily Off-Market



### TOTALS

MLS Status	4 Week Total
Active	129
Canceled	29
Pending	53
Sold	35
Temporarily Off-Market	4

### DAILY MARKET CHANGE

Category	Sum of Pasco
Back on the Market	2
New Listings	2
Price Decrease	1
Price Increase	1

\*Back on Market can be from these sources - Pending, Temp Off Market, Cancelled and Expired Listing)

### 7 DAY SOLD COMPARISON

Closed Prior Year	Volume	Count
Friday, May 24, 2024	\$313,000	1
Thursday, May 23, 2024	\$300,000	2
Wednesday, May 22, 2024	\$172,500	1
Tuesday, May 21, 2024	\$451,500	3
<b>Total</b>	<b>\$1,237,000</b>	<b>7</b>

Closed Prior Year	Volume	Count
Friday, May 26, 2023	\$1,424,000	7
Thursday, May 25, 2023	\$472,500	2
Wednesday, May 24, 2023	\$339,900	1
Tuesday, May 23, 2023	\$525,000	2
Monday, May 22, 2023	\$651,000	3
<b>Total</b>	<b>\$3,412,400</b>	<b>15</b>



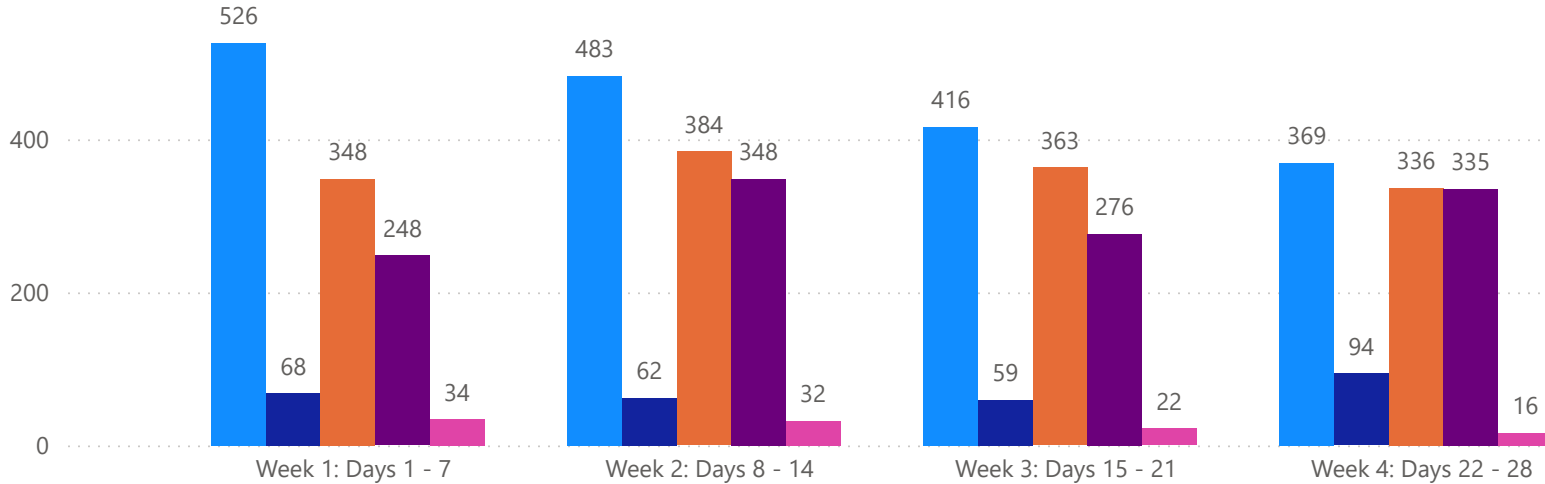


# 4 WEEK REAL ESTATE MARKET REPORT

## HILLSBOROUGH COUNTY - SINGLE FAMILY HOME

### 5/27/2024

MLS Status ● Active ● Canceled ● Pending ● Sold ● Temporarily Off-Market



### TOTALS

MLS Status	4 Week Total
Active	1794
Canceled	283
Pending	1431
Sold	1207
Temporarily Off-Market	104

### DAILY MARKET CHANGE

Category	Sum of Hillsborough	*Back on Market can be from these sources - Pending, Temp Off Market, Cancelled and Expired Listing)
Back on the Market		
New Listings	1	
Price Decrease	2	
Price Increase		

### 7 DAY SOLD COMPARISON

Closed Prior Year	Volume	Count
Monday, May 27, 2024	\$394,000	1
Friday, May 24, 2024	\$45,229,685	78
Thursday, May 23, 2024	\$34,768,456	67
Wednesday, May 22, 2024	\$26,858,956	47
Tuesday, May 21, 2024	\$28,859,469	55
<b>Total</b>	<b>\$136,110,566</b>	<b>248</b>

Closed Prior Year	Volume	Count
Saturday, May 27, 2023	\$2,371,397	6
Friday, May 26, 2023	\$57,559,756	117
Thursday, May 25, 2023	\$43,189,943	84
Wednesday, May 24, 2023	\$29,130,516	53
Tuesday, May 23, 2023	\$26,626,232	54
Monday, May 22, 2023	\$39,319,911	75
Sunday, May 21, 2023	\$449,900	1
<b>Total</b>	<b>\$198,647,655</b>	<b>390</b>

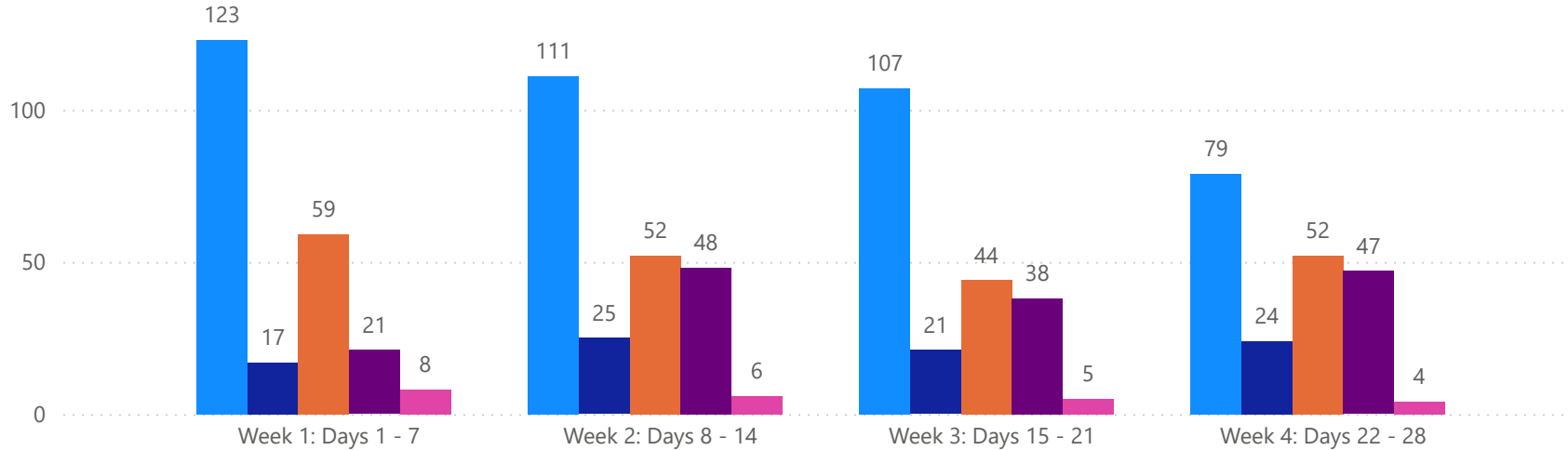


# 4 WEEK REAL ESTATE MARKET REPORT

## HILLSBOROUGH COUNTY - CONDO

### 5/27/2024

MLS Status ● Active ● Canceled ● Pending ● Sold ● Temporarily Off-Market



### TOTALS

MLS Status	4 Week Total
Active	420
Canceled	87
Pending	207
Sold	154
Temporarily Off-Market	23

### DAILY MARKET CHANGE

Category	Sum of Hillsborough	*Back on Market can be from these sources - Pending, Temp Off Market, Cancelled and Expired Listing)
Back on the Market		
New Listings		
Price Decrease		
Price Increase		

### 7 DAY SOLD COMPARISON

Closed Prior Year	Volume	Count
Friday, May 24, 2024	\$1,971,500	9
Thursday, May 23, 2024	\$1,554,000	4
Wednesday, May 22, 2024	\$582,000	3
Tuesday, May 21, 2024	\$2,549,000	5
<b>Total</b>	<b>\$6,656,500</b>	<b>21</b>

Closed Prior Year	Volume	Count
Friday, May 26, 2023	\$4,238,050	14
Thursday, May 25, 2023	\$2,506,000	5
Wednesday, May 24, 2023	\$1,703,900	5
Tuesday, May 23, 2023	\$5,704,400	9
Monday, May 22, 2023	\$5,828,000	12
<b>Total</b>	<b>\$19,980,350</b>	<b>45</b>

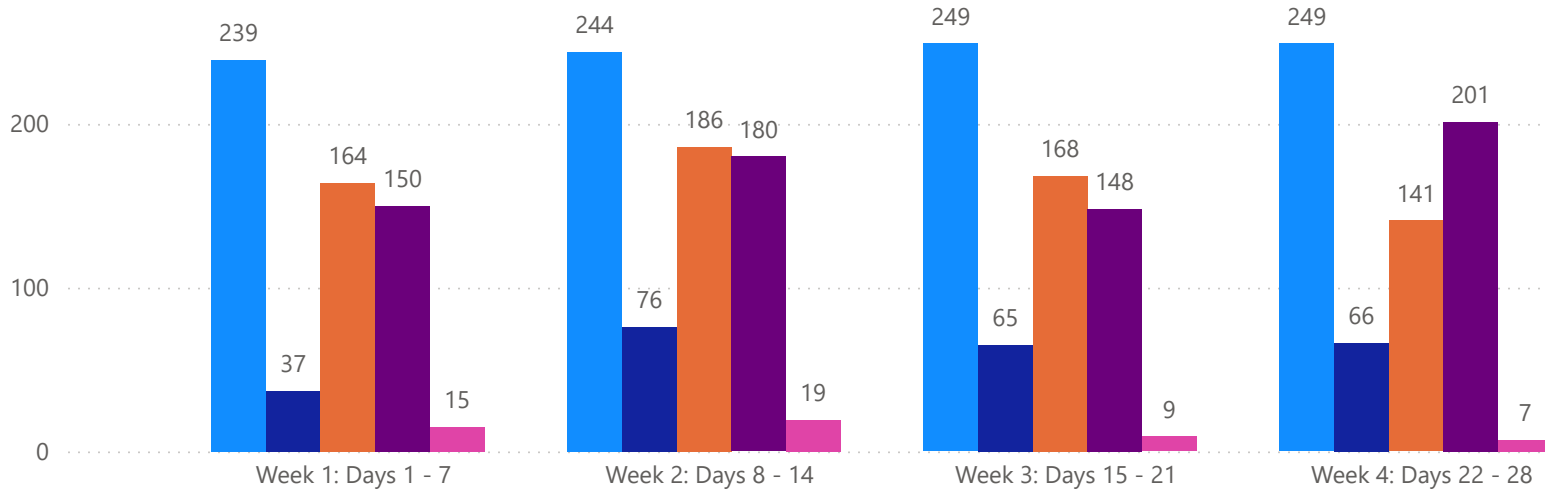


# 4 WEEK REAL ESTATE MARKET REPORT

## SARASOTA COUNTY - SINGLE FAMILY HOME

### 5/27/2024

MlsStatus ● Active ● Canceled ● Pending ● Sold ● Temporarily Off-Market



### TOTALS

MLS Status	4 Week Total
Active	981
Canceled	244
Pending	659
Sold	679
Temporarily Off-Market	50

### DAILY MARKET CHANGE

Category	Sum of Sarasota
Back on the Market	2
New Listings	7
Price Decrease	26
Price Increase	1

\*Back on Market can be from these sources - Pending, Temp Off Market, Cancelled and Expired Listing)

### 7 DAY SOLD COMPARISON

Closed Prior Year	Volume	Count
Friday, May 24, 2024	\$38,023,926	55
Thursday, May 23, 2024	\$21,234,813	35
Wednesday, May 22, 2024	\$28,476,245	35
Tuesday, May 21, 2024	\$21,418,862	25
<b>Total</b>	<b>\$109,153,846</b>	<b>150</b>

Closed Prior Year	Volume	Count
Saturday, May 27, 2023	\$479,900	1
Friday, May 26, 2023	\$36,779,404	59
Thursday, May 25, 2023	\$30,052,068	42
Wednesday, May 24, 2023	\$17,387,647	29
Tuesday, May 23, 2023	\$16,250,132	25
Monday, May 22, 2023	\$21,528,174	34
Sunday, May 21, 2023	\$485,000	1
<b>Total</b>	<b>\$122,962,325</b>	<b>191</b>

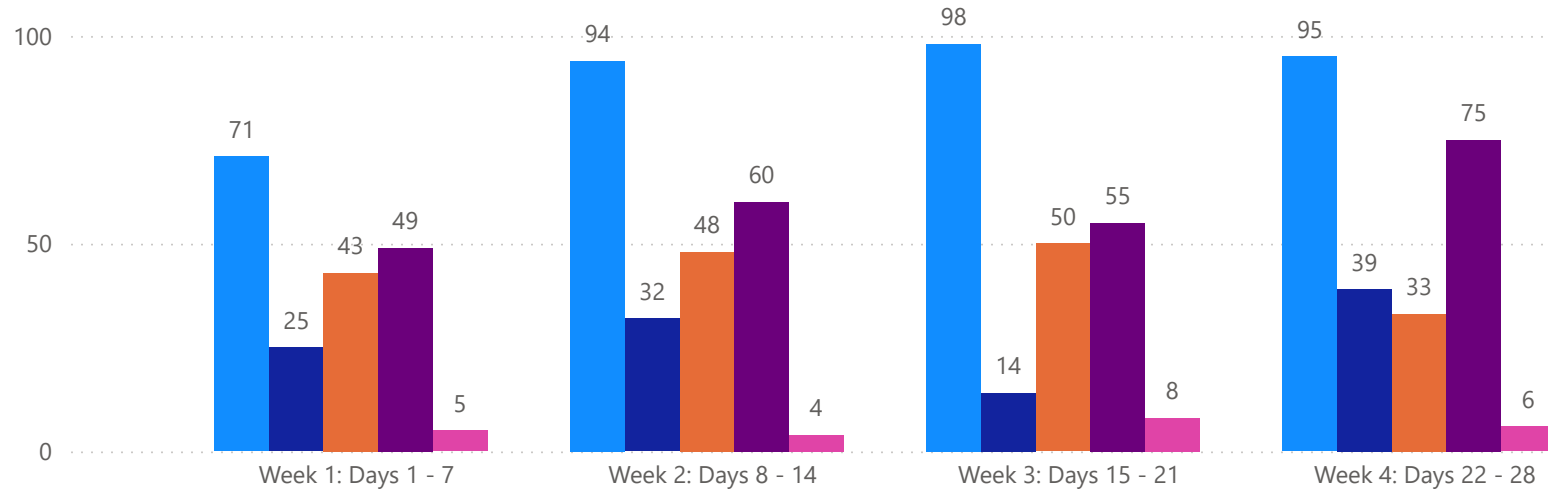


# 4 WEEK REAL ESTATE MARKET REPORT

## SARASOTA COUNTY - CONDO

### 5/27/2024

MLS Status ● Active ● Canceled ● Pending ● Sold ● Temporarily Off-Market



### TOTALS

MLS Status	4 Week Total
Active	358
Canceled	110
Pending	174
Sold	239
Temporarily Off-Market	23

### DAILY MARKET CHANGE

Category	Sum of Sarasota
Back on the Market	1
New Listings	0
Price Decrease	2
Price Increase	1

\*Back on Market can be from these sources - Pending, Temp Off Market, Cancelled and Expired Listing)

### 7 DAY SOLD COMPARISON

Closed Prior Year	Volume	Count
Friday, May 24, 2024	\$7,381,498	17
Thursday, May 23, 2024	\$6,779,000	14
Wednesday, May 22, 2024	\$7,067,498	11
Tuesday, May 21, 2024	\$2,429,000	7
<b>Total</b>	<b>\$23,656,996</b>	<b>49</b>

Closed Prior Year	Volume	Count
Friday, May 26, 2023	\$13,770,500	21
Thursday, May 25, 2023	\$12,787,900	16
Wednesday, May 24, 2023	\$8,313,400	14
Tuesday, May 23, 2023	\$6,875,000	5
Monday, May 22, 2023	\$6,618,200	9
<b>Total</b>	<b>\$48,365,000</b>	<b>65</b>

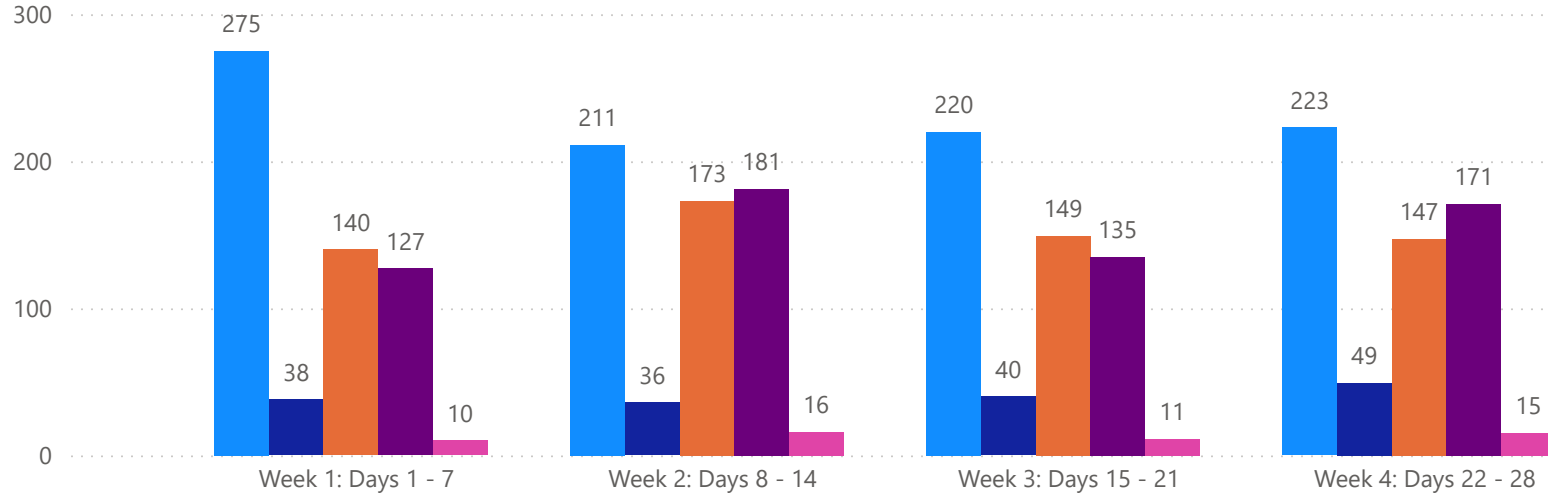


# 4 WEEK REAL ESTATE MARKET REPORT

## MANATEE COUNTY - SINGLE FAMILY HOME

### 5/27/2024

**MLS Status** ● Active ● Canceled ● Pending ● Sold ● Temporarily Off-Market



### TOTALS

MLS Status	4 Week Total
Active	929
Canceled	163
Pending	609
Sold	614
Temporarily Off-Market	52

### DAILY MARKET CHANGE

Category	Sum of Manatee
Back on the Market	2
New Listings	8
Price Decrease	13
Price Increase	2

\*Back on Market can be from these sources - Pending, Temp Off Market, Cancelled and Expired Listing)

### 7 DAY SOLD COMPARISON

Closed Prior Year	Volume	Count
Friday, May 24, 2024	\$27,850,737	42
Thursday, May 23, 2024	\$20,380,115	34
Wednesday, May 22, 2024	\$16,603,731	25
Tuesday, May 21, 2024	\$19,878,616	26
<b>Total</b>	<b>\$84,713,199</b>	<b>127</b>

Closed Prior Year	Volume	Count
Saturday, May 27, 2023	\$3,239,000	5
Friday, May 26, 2023	\$46,440,170	64
Thursday, May 25, 2023	\$20,247,566	33
Wednesday, May 24, 2023	\$21,483,657	33
Tuesday, May 23, 2023	\$30,166,975	42
Monday, May 22, 2023	\$21,997,220	31
Sunday, May 21, 2023	\$1,085,000	2
<b>Total</b>	<b>\$144,659,588</b>	<b>210</b>

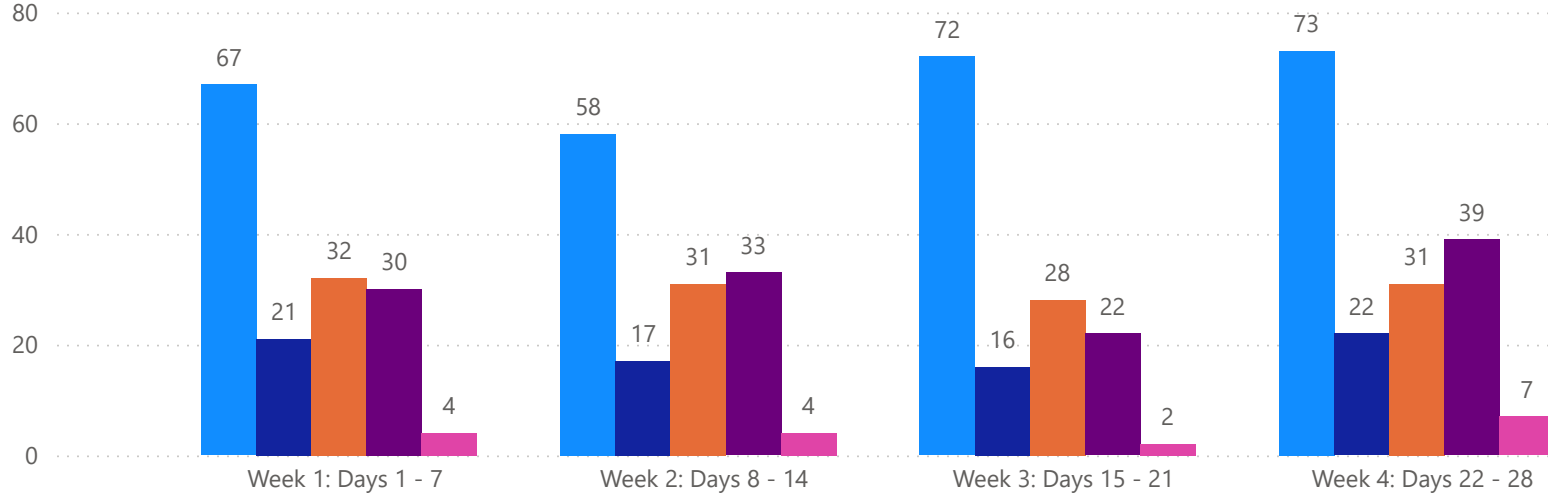


# 4 WEEK REAL ESTATE MARKET REPORT

## MANATEE COUNTY - CONDO

### 5/27/2024

**MLSStatus** ● Active ● Canceled ● Pending ● Sold ● Temporarily Off-Market



### TOTALS

MLS Status	4 Week Total
Active	270
Canceled	76
Pending	122
Sold	124
Temporarily Off-Market	17

### DAILY MARKET CHANGE

Category	Sum of Manatee
Back on the Market	0
New Listings	0
Price Decrease	4
Price Increase	0

\*Back on Market can be from these sources - Pending, Temp Off Market, Cancelled and Expired Listing)

### 7 DAY SOLD COMPARISON

Closed Prior Year	Volume	Count
Friday, May 24, 2024	\$5,677,262	8
Thursday, May 23, 2024	\$3,927,669	9
Wednesday, May 22, 2024	\$2,114,900	6
Tuesday, May 21, 2024	\$3,186,000	7
<b>Total</b>	<b>\$14,905,831</b>	<b>30</b>

Closed Prior Year	Volume	Count
Friday, May 26, 2023	\$5,769,000	12
Thursday, May 25, 2023	\$1,692,000	4
Wednesday, May 24, 2023	\$2,812,400	7
Tuesday, May 23, 2023	\$2,578,100	7
Monday, May 22, 2023	\$3,487,500	8
Sunday, May 21, 2023	\$253,000	1
<b>Total</b>	<b>\$16,592,000</b>	<b>39</b>

