



# 4 WEEK REAL ESTATE MARKET REPORT

Tuesday, May 28, 2024

*As of: Wednesday, May 29, 2024*

- 1 Report Breakdown
- 2 Cumulative Tampa Bay Report - Single Family Home
- 3 Cumulative Tampa Bay Report - Condominium
- 4 Pinellas County - Single Family Home
- 5 Pinellas County - Condominium
- 6 Pasco County - Single Family Home
- 7 Pasco County - Condominium
- 8 Hillsborough County - Single Family Home
- 9 Hillsborough County - Condominium
- 10 Sarasota County - Single Family Home
- 11 Sarasota County - Condominium
- 12 Manatee County - Single Family Home
- 13 Manatee County - Condominium



# 4 WEEK REAL ESTATE MARKET REPORT

## REPORT BREAKDOWN

Tuesday, May 28, 2024

as of: 5/29/2024

<b>Day 1</b>	Tuesday, May 28, 2024
<b>Day 2</b>	Monday, May 27, 2024
<b>Day 3</b>	Sunday, May 26, 2024
<b>Day 4</b>	Saturday, May 25, 2024
<b>Day 5</b>	Friday, May 24, 2024
<b>Day 6</b>	Thursday, May 23, 2024
<b>Day 7</b>	Wednesday, May 22, 2024
<b>Day 8</b>	Tuesday, May 21, 2024
<b>Day 9</b>	Monday, May 20, 2024
<b>Day 10</b>	Sunday, May 19, 2024
<b>Day 11</b>	Saturday, May 18, 2024
<b>Day 12</b>	Friday, May 17, 2024
<b>Day 13</b>	Thursday, May 16, 2024
<b>Day 14</b>	Wednesday, May 15, 2024
<b>Day 15</b>	Tuesday, May 14, 2024
<b>Day 16</b>	Monday, May 13, 2024
<b>Day 17</b>	Sunday, May 12, 2024
<b>Day 18</b>	Saturday, May 11, 2024
<b>Day 19</b>	Friday, May 10, 2024
<b>Day 20</b>	Thursday, May 9, 2024
<b>Day 21</b>	Wednesday, May 8, 2024
<b>Day 22</b>	Tuesday, May 7, 2024
<b>Day 23</b>	Monday, May 6, 2024
<b>Day 24</b>	Sunday, May 5, 2024
<b>Day 25</b>	Saturday, May 4, 2024
<b>Day 26</b>	Friday, May 3, 2024
<b>Day 27</b>	Thursday, May 2, 2024
<b>Day 28</b>	Wednesday, May 1, 2024

### REPORT BREAKDOWN

#### GRAPH:

Active - Newly listed during the date range

Pending - Status changed to 'pending' during the date range

Sold - Closed during the date range

Canceled - Canceled during the date range

Temp off Market - Status changed to 'temp' off market' during the date range

The date ranges are not cumulative.

Day 1: Tuesday, May 28, 2024

Day 28: Wednesday, May 1, 2024

#### TOTALS:

4 Weeks: The summation of each date range (Day 1 - Day 28)

#### Market Changes

Day 1's New Listings, Price Increase, Price Decreases and Back on Market

Manatee County - Single Family Home

#### 7 Day Sold Comparison

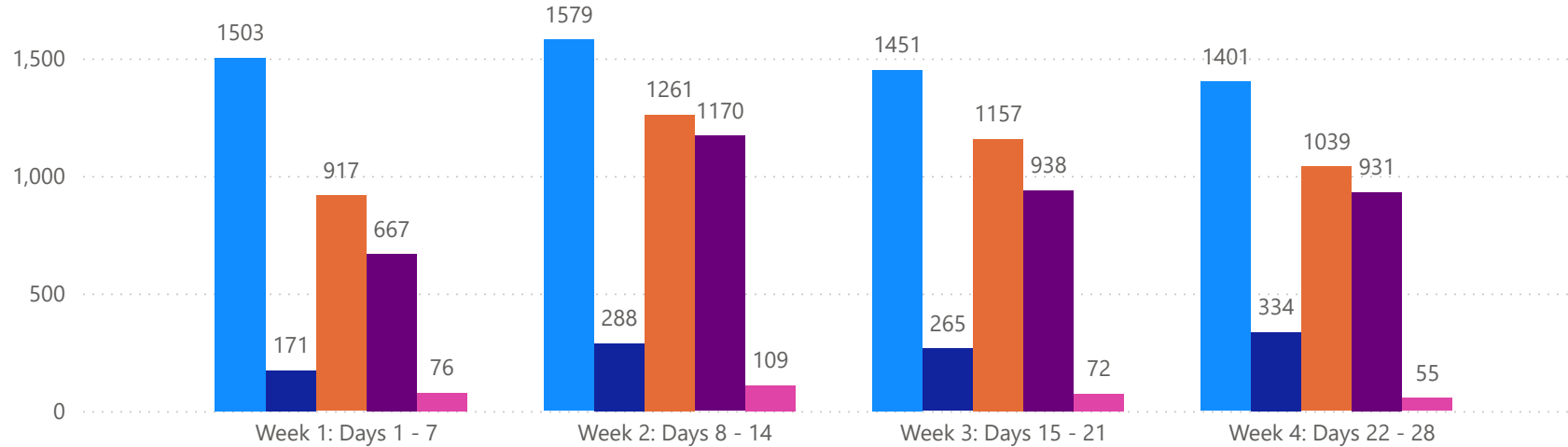
Compares the sold amount and volume in the last 7 days against the same timeframe in the prior year and days 8 - days 14.

# 4 WEEK REAL ESTATE MARKET REPORT

## TAMPA BAY - SINGLE FAMILY HOME

### 5/28/2024

MLS Status ● Active ● Canceled ● Pending ● Sold ● Temporarily Off-Market



### TOTALS

MLS Status	4 Week Total
Active	5934
Canceled	1058
Pending	4374
Sold	3706
Temporarily Off-Market	312

### DAILY MARKET CHANGE

Category	Sum of Total
Back on the Market	15
New Listings	62
Price Decrease	111
Price Increase	6

\*Back on Market can be from these sources - Pending, Temp Off Market, Canceled and Expired Listing)

### 7 DAY SOLD COMPARISON

Closed Prior Year	Volume	Count
Monday, May 27, 2024	\$394,000	1
Friday, May 24, 2024	\$169,320,785	286
Thursday, May 23, 2024	\$115,935,090	210
Wednesday, May 22, 2024	\$104,010,195	170
<b>Total</b>	<b>\$389,660,070</b>	<b>667</b>

Closed Prior Year	Volume	Count
Sunday, May 28, 2023	\$3,485,494	8
Saturday, May 27, 2023	\$7,476,387	15
Friday, May 26, 2023	\$217,737,319	396
Thursday, May 25, 2023	\$137,344,658	250
Wednesday, May 24, 2023	\$110,811,498	196
Tuesday, May 23, 2023	\$103,417,610	173
Monday, May 22, 2023	\$142,850,733	236
<b>Total</b>	<b>\$723,123,699</b>	<b>1274</b>

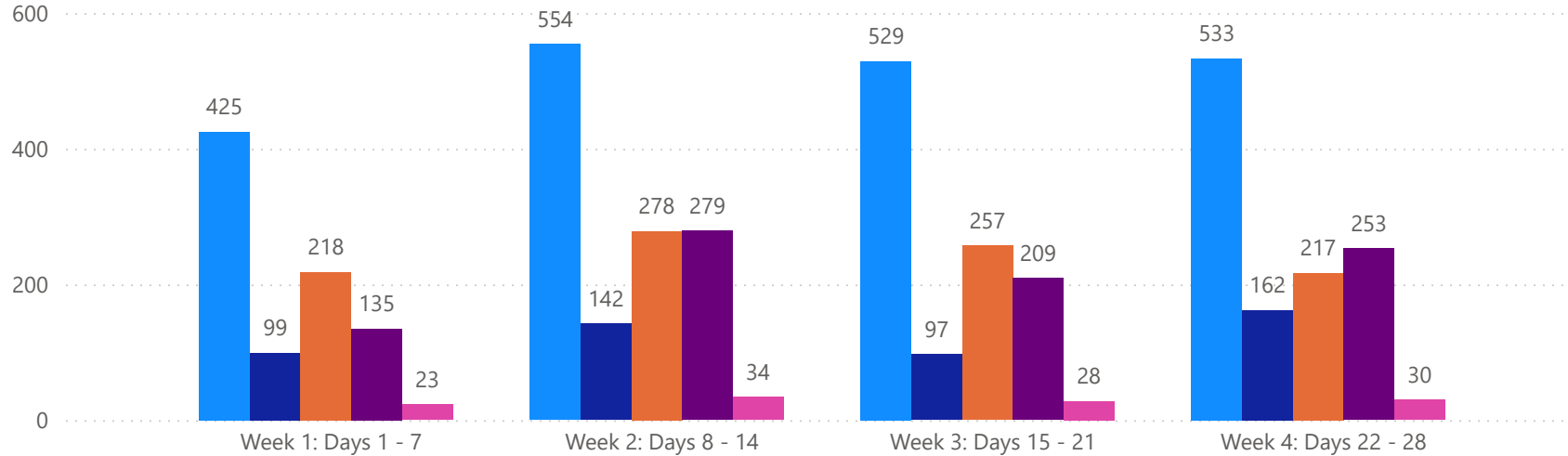


# 4 WEEK REAL ESTATE MARKET REPORT

## TAMPA BAY - CONDO

### 5/28/2024

MLS Status ● Active ● Canceled ● Pending ● Sold ● Temporarily Off-Market



### TOTALS

MLS Status	4 Week Total
Active	2041
Canceled	500
Pending	970
Sold	876
Temporarily Off-Market	115

### DAILY MARKET CHANGE

Category	Sum of Total
Back on the Market	7
New Listings	10
Price Decrease	33
Price Increase	4

\*Back on Market can be from these sources - Pending, Temp Off Market, Cancelled and Expired Listing)

### 7 DAY SOLD COMPARISON

Closed Prior Year	Volume	Count
Monday, May 27, 2024	\$653,260	1
Friday, May 24, 2024	\$24,559,760	53
Thursday, May 23, 2024	\$22,730,669	47
Wednesday, May 22, 2024	\$15,713,798	34
<b>Total</b>	<b>\$63,657,487</b>	<b>135</b>

Closed Prior Year	Volume	Count
Sunday, May 28, 2023	\$625,000	1
Saturday, May 27, 2023	\$292,000	1
Friday, May 26, 2023	\$43,880,700	102
Thursday, May 25, 2023	\$24,346,300	45
Wednesday, May 24, 2023	\$29,023,975	62
Tuesday, May 23, 2023	\$20,325,000	40
Monday, May 22, 2023	\$27,743,700	60
<b>Total</b>	<b>\$146,236,675</b>	<b>311</b>

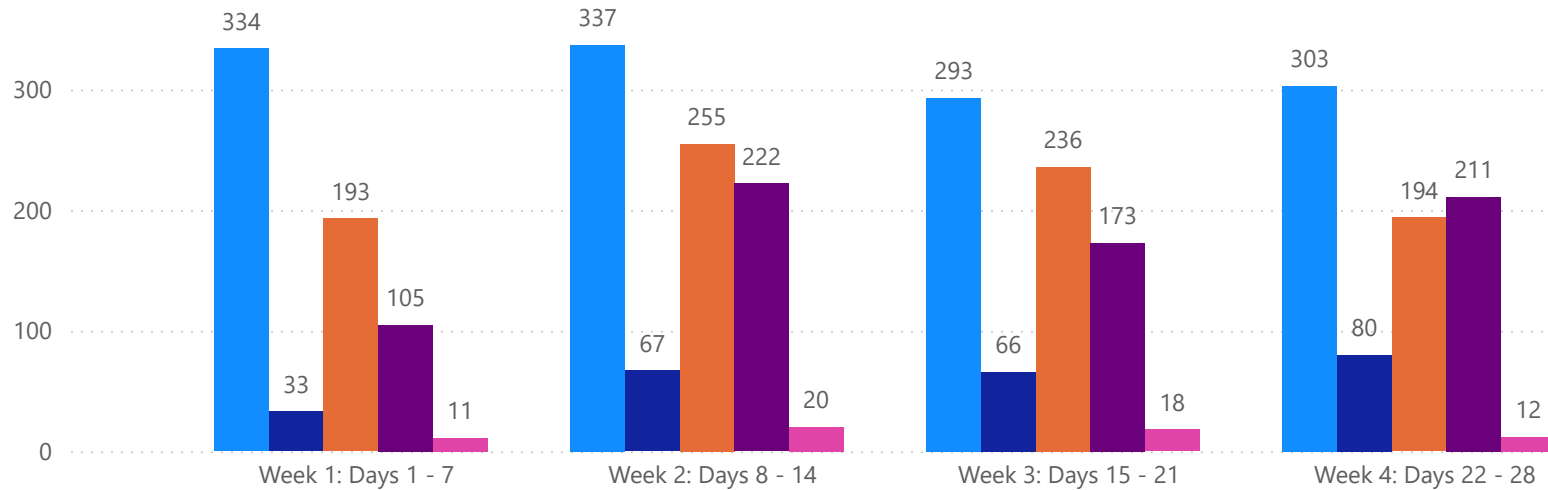


# 4 WEEK REAL ESTATE MARKET REPORT

## PINELLAS COUNTY - SINGLE FAMILY HOME

### 5/28/2024

MlsStatus ● Active ● Canceled ● Pending ● Sold ● Temporarily Off-Market



### TOTALS

MLS Status	4 Week Total
Active	1267
Canceled	246
Pending	878
Sold	711
Temporarily Off-Market	61

### DAILY MARKET CHANGE

Category	Sum of Pinellas
Back on the Market	5
New Listings	15
Price Decrease	30
Price Increase	2

\*Back on Market can be from these sources - Pending, Temp Off Market, Cancelled and Expired Listing)

### 7 DAY SOLD COMPARISON

Closed Prior Year	Volume	Count
Friday, May 24, 2024	\$34,337,875	51
Thursday, May 23, 2024	\$20,351,800	32
Wednesday, May 22, 2024	\$13,753,473	22
<b>Total</b>	<b>\$68,443,148</b>	<b>105</b>

Closed Prior Year	Volume	Count
Sunday, May 28, 2023	\$590,000	1
Saturday, May 27, 2023	\$1,016,100	2
Friday, May 26, 2023	\$37,495,630	63
Thursday, May 25, 2023	\$22,589,593	42
Wednesday, May 24, 2023	\$23,627,000	38
Tuesday, May 23, 2023	\$16,961,879	24
Monday, May 22, 2023	\$37,936,224	50
<b>Total</b>	<b>\$140,216,426</b>	<b>220</b>

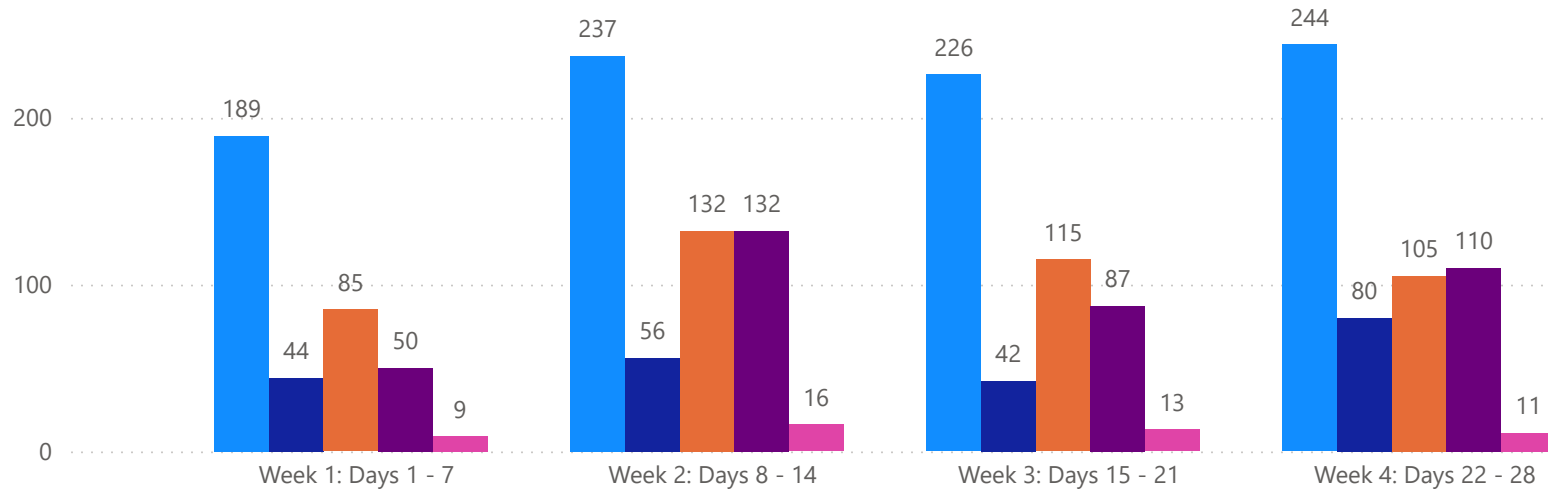


# 4 WEEK REAL ESTATE MARKET REPORT

## PINELLAS COUNTY - CONDO

### 5/28/2024

MLS Status ● Active ● Canceled ● Pending ● Sold ● Temporarily Off-Market



### TOTALS

MLS Status	4 Week Total
Active	896
Canceled	222
Pending	437
Sold	379
Temporarily Off-Market	49

### DAILY MARKET CHANGE

Category	Sum of Pinellas
Back on the Market	2
New Listings	3
Price Decrease	19
Price Increase	0

\*Back on Market can be from these sources - Pending, Temp Off Market, Cancelled and Expired Listing)

### 7 DAY SOLD COMPARISON

Closed Prior Year	Volume	Count
Monday, May 27, 2024	\$653,260	1
Friday, May 24, 2024	\$9,216,500	18
Thursday, May 23, 2024	\$10,170,000	18
Wednesday, May 22, 2024	\$5,776,900	13
<b>Total</b>	<b>\$25,816,660</b>	<b>50</b>

Closed Prior Year	Volume	Count
Saturday, May 27, 2023	\$292,000	1
Friday, May 26, 2023	\$18,679,150	48
Thursday, May 25, 2023	\$6,887,900	18
Wednesday, May 24, 2023	\$15,854,375	35
Tuesday, May 23, 2023	\$4,642,500	17
Monday, May 22, 2023	\$11,159,000	28
<b>Total</b>	<b>\$57,514,925</b>	<b>147</b>

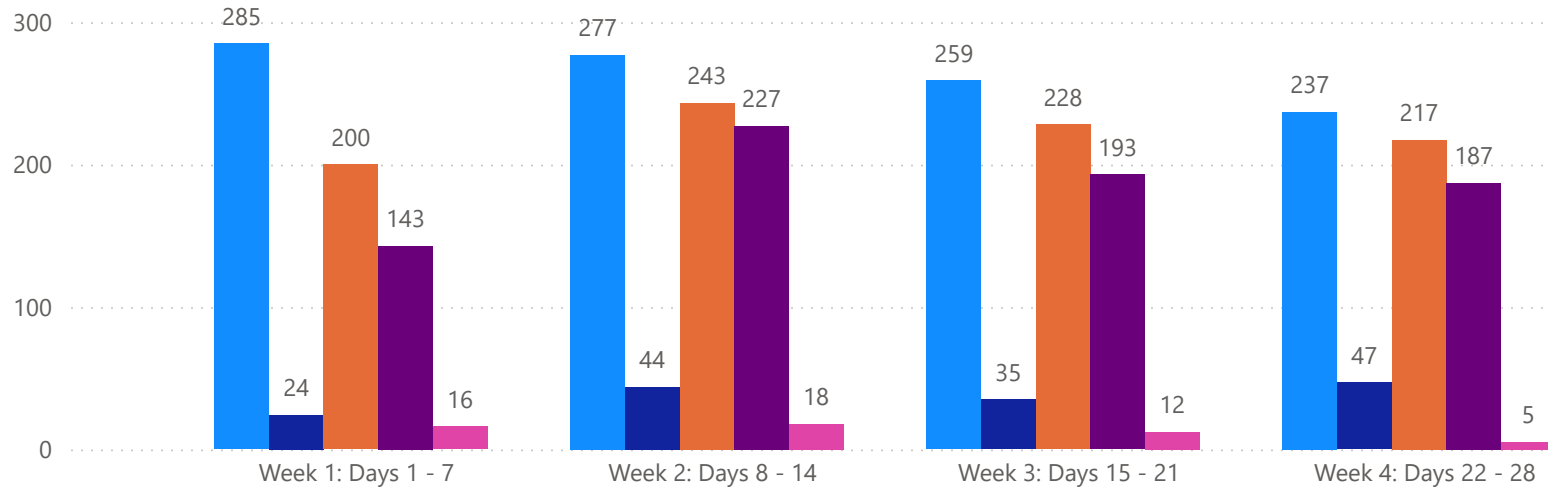


# 4 WEEK REAL ESTATE MARKET REPORT

## PASCO COUNTY - SINGLE FAMILY HOME

### 5/28/2024

MLS Status ● Active ● Canceled ● Pending ● Sold ● Temporarily Off-Market



### TOTALS

MLS Status	4 Week Total
Active	1058
Canceled	150
Pending	888
Sold	750
Temporarily Off-Market	51

### DAILY MARKET CHANGE

Category	Sum of Pasco
Back on the Market	3
New Listings	15
Price Decrease	18
Price Increase	0

\*Back on Market can be from these sources - Pending, Temp Off Market, Cancelled and Expired Listing)

### 7 DAY SOLD COMPARISON

Closed Prior Year	Volume	Count
Friday, May 24, 2024	\$23,878,562	60
Thursday, May 23, 2024	\$19,199,906	42
Wednesday, May 22, 2024	\$18,317,790	41
<b>Total</b>	<b>\$61,396,258</b>	<b>143</b>

Closed Prior Year	Volume	Count
Saturday, May 27, 2023	\$369,990	1
Friday, May 26, 2023	\$39,462,359	93
Thursday, May 25, 2023	\$21,265,488	49
Wednesday, May 24, 2023	\$19,182,678	43
Tuesday, May 23, 2023	\$13,412,392	28
Monday, May 22, 2023	\$22,069,204	46
<b>Total</b>	<b>\$115,762,111</b>	<b>260</b>

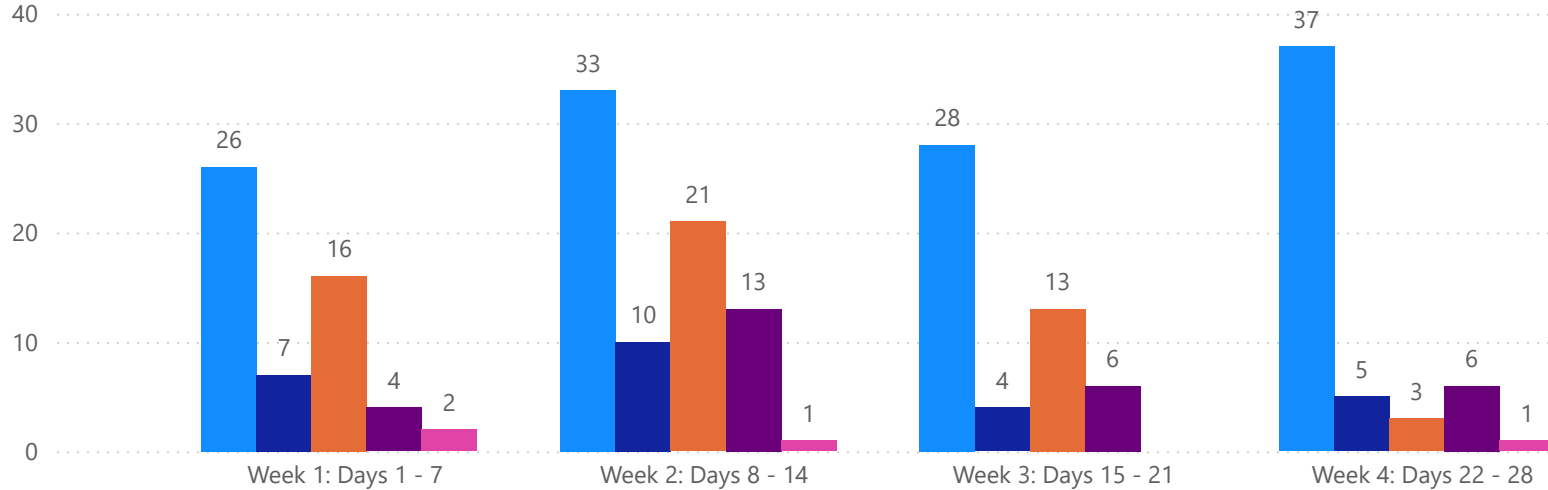


# 4 WEEK REAL ESTATE MARKET REPORT

## PASCO COUNTY - CONDO

### 5/28/2024

MLS Status ● Active ● Canceled ● Pending ● Sold ● Temporarily Off-Market



### TOTALS

MLS Status	4 Week Total
Active	124
Canceled	26
Pending	53
Sold	29
Temporarily Off-Market	4

### DAILY MARKET CHANGE

Category	Sum of Pasco
Back on the Market	2
New Listings	2
Price Decrease	1
Price Increase	1

\*Back on Market can be from these sources - Pending, Temp Off Market, Cancelled and Expired Listing)

### 7 DAY SOLD COMPARISON

Closed Prior Year	Volume	Count
Friday, May 24, 2024	\$313,000	1
Thursday, May 23, 2024	\$300,000	2
Wednesday, May 22, 2024	\$172,500	1
<b>Total</b>	<b>\$785,500</b>	<b>4</b>

Closed Prior Year	Volume	Count
Friday, May 26, 2023	\$1,424,000	7
Thursday, May 25, 2023	\$472,500	2
Wednesday, May 24, 2023	\$339,900	1
Tuesday, May 23, 2023	\$525,000	2
Monday, May 22, 2023	\$651,000	3
<b>Total</b>	<b>\$3,412,400</b>	<b>15</b>



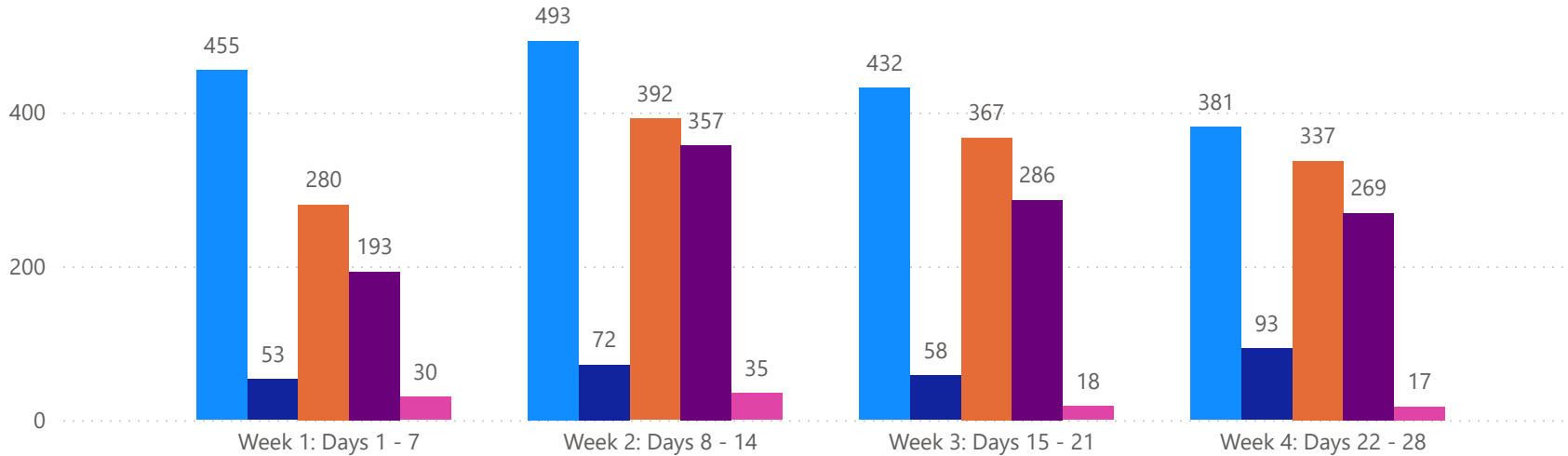


# 4 WEEK REAL ESTATE MARKET REPORT

## HILLSBOROUGH COUNTY - SINGLE FAMILY HOME

### 5/28/2024

MLS Status ● Active ● Canceled ● Pending ● Sold ● Temporarily Off-Market



### TOTALS

MLS Status	4 Week Total
Active	1761
Canceled	276
Pending	1376
Sold	1105
Temporarily Off-Market	100

### DAILY MARKET CHANGE

Category	Sum of Hillsborough	
Back on the Market		*Back on Market can be from these sources -
New Listings	1	Pending, Temp Off Market, Canceled and Expired Listing)
Price Decrease	2	
Price Increase		

### 7 DAY SOLD COMPARISON

Closed Prior Year	Volume	Count
Monday, May 27, 2024	\$394,000	1
Friday, May 24, 2024	\$45,229,685	78
Thursday, May 23, 2024	\$34,768,456	67
Wednesday, May 22, 2024	\$26,858,956	47
<b>Total</b>	<b>\$107,251,097</b>	<b>193</b>

Closed Prior Year	Volume	Count
Sunday, May 28, 2023	\$720,980	2
Saturday, May 27, 2023	\$2,371,397	6
Friday, May 26, 2023	\$57,559,756	117
Thursday, May 25, 2023	\$43,189,943	84
Wednesday, May 24, 2023	\$29,130,516	53
Tuesday, May 23, 2023	\$26,626,232	54
Monday, May 22, 2023	\$39,319,911	75
<b>Total</b>	<b>\$198,918,735</b>	<b>391</b>

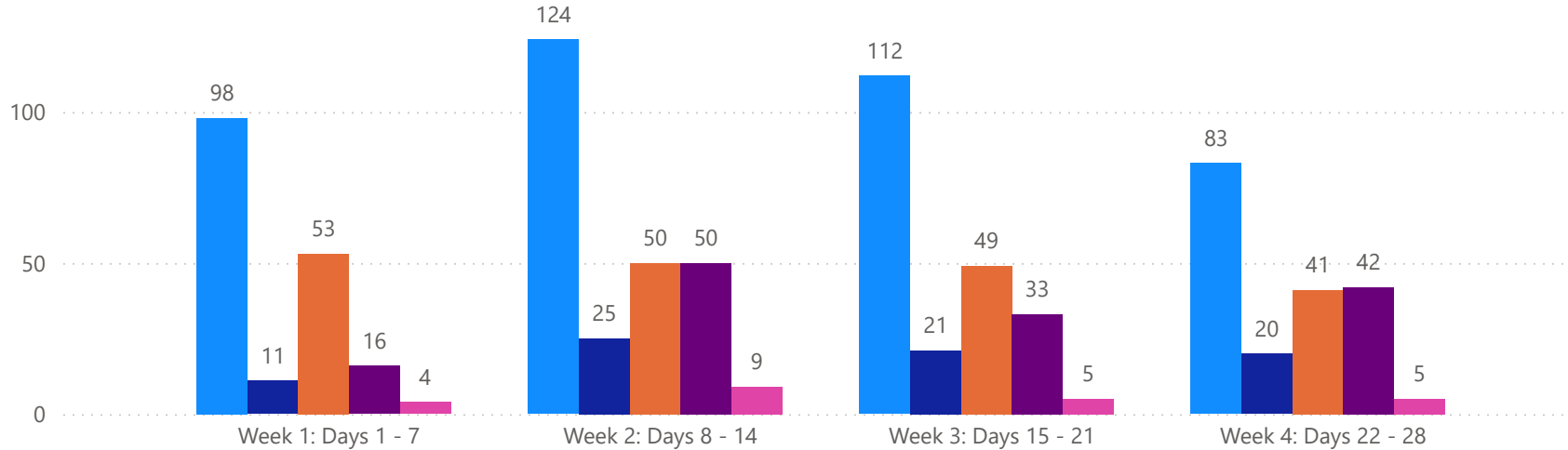


# 4 WEEK REAL ESTATE MARKET REPORT

## HILLSBOROUGH COUNTY - CONDO

5/28/2024

MLS Status ● Active ● Canceled ● Pending ● Sold ● Temporarily Off-Market



### TOTALS

MLS Status	4 Week Total
Active	417
Canceled	77
Pending	193
Sold	141
Temporarily Off-Market	23

### DAILY MARKET CHANGE

Category	Sum of Hillsborough
Back on the Market	
New Listings	
Price Decrease	
Price Increase	

\*Back on Market can be from these sources - Pending, Temp Off Market, Cancelled and Expired Listing)

### 7 DAY SOLD COMPARISON

Closed Prior Year	Volume	Count
Friday, May 24, 2024	\$1,971,500	9
Thursday, May 23, 2024	\$1,554,000	4
Wednesday, May 22, 2024	\$582,000	3
<b>Total</b>	<b>\$4,107,500</b>	<b>16</b>

Closed Prior Year	Volume	Count
Friday, May 26, 2023	\$4,238,050	14
Thursday, May 25, 2023	\$2,506,000	5
Wednesday, May 24, 2023	\$1,703,900	5
Tuesday, May 23, 2023	\$5,704,400	9
Monday, May 22, 2023	\$5,828,000	12
<b>Total</b>	<b>\$19,980,350</b>	<b>45</b>

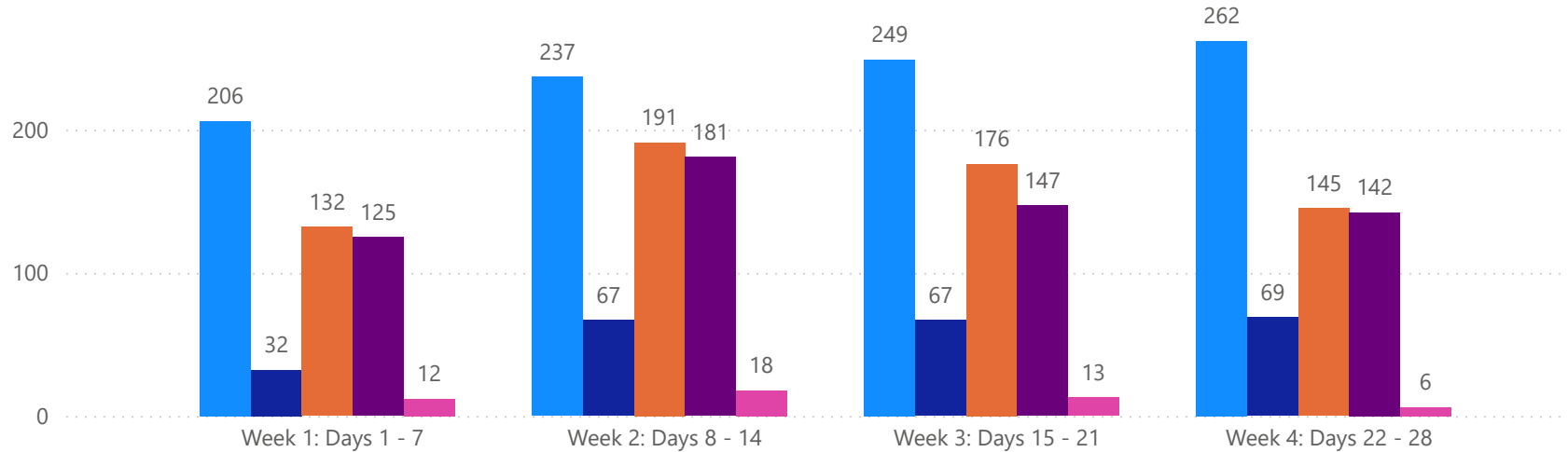


# 4 WEEK REAL ESTATE MARKET REPORT

## SARASOTA COUNTY - SINGLE FAMILY HOME

### 5/28/2024

MLS Status ● Active ● Canceled ● Pending ● Sold ● Temporarily Off-Market



### TOTALS

MLS Status	4 Week Total
Active	954
Canceled	235
Pending	644
Sold	595
Temporarily Off-Market	49

### DAILY MARKET CHANGE

Category	Sum of Sarasota
Back on the Market	2
New Listings	7
Price Decrease	26
Price Increase	1

\*Back on Market can be from these sources - Pending, Temp Off Market, Cancelled and Expired Listing)

### 7 DAY SOLD COMPARISON

Closed Prior Year	Volume	Count
Friday, May 24, 2024	\$38,023,926	55
Thursday, May 23, 2024	\$21,234,813	35
Wednesday, May 22, 2024	\$28,476,245	35
<b>Total</b>	<b>\$87,734,984</b>	<b>125</b>

Closed Prior Year	Volume	Count
Saturday, May 27, 2023	\$479,900	1
Friday, May 26, 2023	\$36,779,404	59
Thursday, May 25, 2023	\$30,052,068	42
Wednesday, May 24, 2023	\$17,387,647	29
Tuesday, May 23, 2023	\$16,250,132	25
Monday, May 22, 2023	\$21,528,174	34
<b>Total</b>	<b>\$122,477,325</b>	<b>190</b>

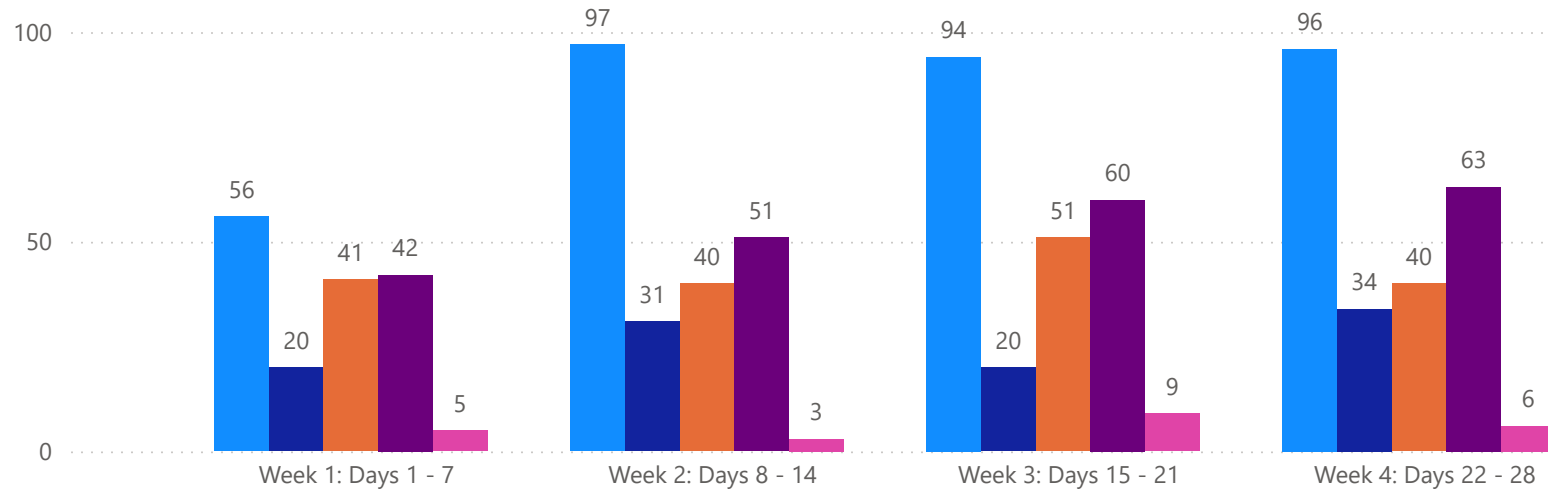


# 4 WEEK REAL ESTATE MARKET REPORT

## SARASOTA COUNTY - CONDO

### 5/28/2024

MLS Status ● Active ● Canceled ● Pending ● Sold ● Temporarily Off-Market



### TOTALS

MLS Status	4 Week Total
Active	343
Canceled	105
Pending	172
Sold	216
Temporarily Off-Market	23

### DAILY MARKET CHANGE

Category	Sum of Sarasota
Back on the Market	1
New Listings	0
Price Decrease	2
Price Increase	1

\*Back on Market can be from these sources - Pending, Temp Off Market, Cancelled and Expired Listing)

### 7 DAY SOLD COMPARISON

Closed Prior Year	Volume	Count
Friday, May 24, 2024	\$7,381,498	17
Thursday, May 23, 2024	\$6,779,000	14
Wednesday, May 22, 2024	\$7,067,498	11
<b>Total</b>	<b>\$21,227,996</b>	<b>42</b>

Closed Prior Year	Volume	Count
Friday, May 26, 2023	\$13,770,500	21
Thursday, May 25, 2023	\$12,787,900	16
Wednesday, May 24, 2023	\$8,313,400	14
Tuesday, May 23, 2023	\$6,875,000	5
Monday, May 22, 2023	\$6,618,200	9
<b>Total</b>	<b>\$48,365,000</b>	<b>65</b>

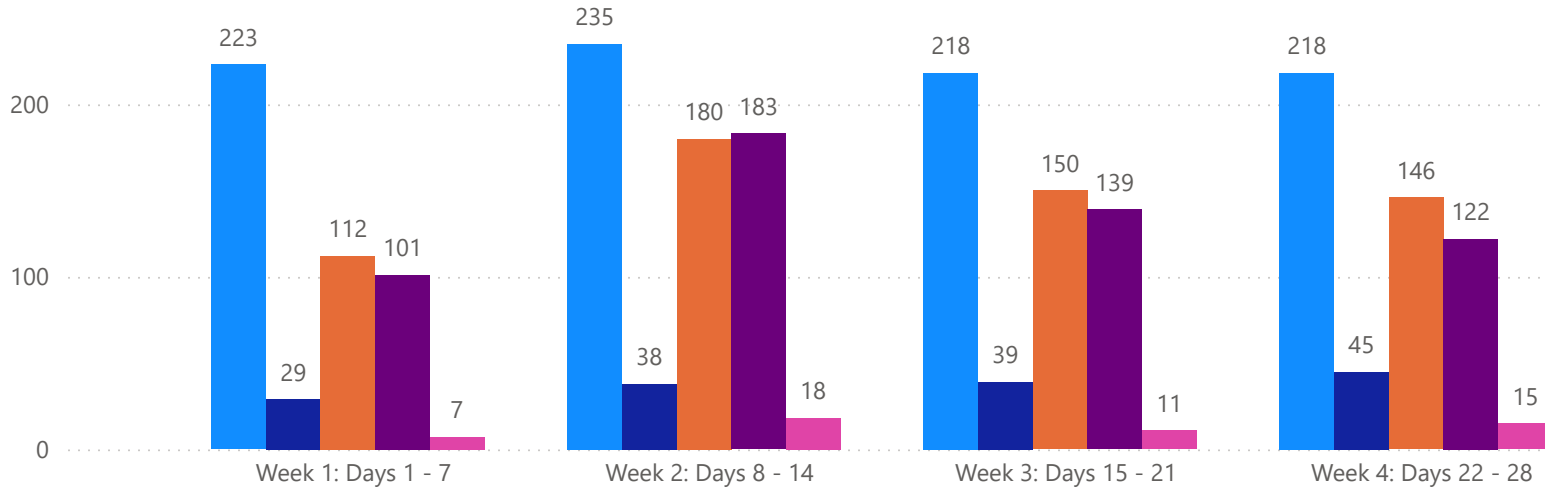


# 4 WEEK REAL ESTATE MARKET REPORT

## MANATEE COUNTY - SINGLE FAMILY HOME

### 5/28/2024

MLS Status ● Active ● Canceled ● Pending ● Sold ● Temporarily Off-Market



### TOTALS

MLS Status	4 Week Total
Active	894
Canceled	151
Pending	588
Sold	545
Temporarily Off-Market	51

### DAILY MARKET CHANGE

Category	Sum of Manatee
Back on the Market	2
New Listings	8
Price Decrease	13
Price Increase	2

\*Back on Market can be from these sources - Pending, Temp Off Market, Cancelled and Expired Listing)

### 7 DAY SOLD COMPARISON

Closed Prior Year	Volume	Count
Friday, May 24, 2024	\$27,850,737	42
Thursday, May 23, 2024	\$20,380,115	34
Wednesday, May 22, 2024	\$16,603,731	25
<b>Total</b>	<b>\$64,834,583</b>	<b>101</b>

Closed Prior Year	Volume	Count
Sunday, May 28, 2023	\$2,174,514	5
Saturday, May 27, 2023	\$3,239,000	5
Friday, May 26, 2023	\$46,440,170	64
Thursday, May 25, 2023	\$20,247,566	33
Wednesday, May 24, 2023	\$21,483,657	33
Tuesday, May 23, 2023	\$30,166,975	42
Monday, May 22, 2023	\$21,997,220	31
<b>Total</b>	<b>\$145,749,102</b>	<b>213</b>

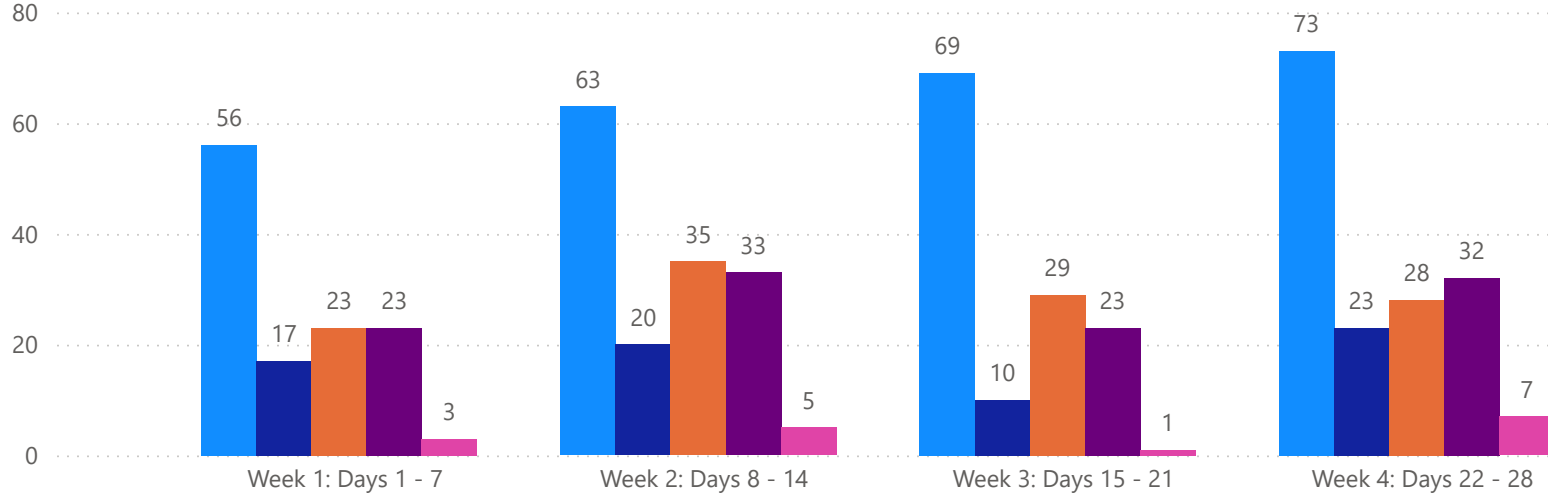


# 4 WEEK REAL ESTATE MARKET REPORT

## MANATEE COUNTY - CONDO

### 5/28/2024

**MLSStatus** ● Active ● Canceled ● Pending ● Sold ● Temporarily Off-Market



### TOTALS

MLS Status	4 Week Total
Active	261
Canceled	70
Pending	115
Sold	111
Temporarily Off-Market	16

### DAILY MARKET CHANGE

Category	Sum of Manatee
Back on the Market	0
New Listings	0
Price Decrease	4
Price Increase	0

\*Back on Market can be from these sources - Pending, Temp Off Market, Cancelled and Expired Listing)

### 7 DAY SOLD COMPARISON

Closed Prior Year	Volume	Count
Friday, May 24, 2024	\$5,677,262	8
Thursday, May 23, 2024	\$3,927,669	9
Wednesday, May 22, 2024	\$2,114,900	6
<b>Total</b>	<b>\$11,719,831</b>	<b>23</b>

Closed Prior Year	Volume	Count
Sunday, May 28, 2023	\$625,000	1
Friday, May 26, 2023	\$5,769,000	12
Thursday, May 25, 2023	\$1,692,000	4
Wednesday, May 24, 2023	\$2,812,400	7
Tuesday, May 23, 2023	\$2,578,100	7
Monday, May 22, 2023	\$3,487,500	8
<b>Total</b>	<b>\$16,964,000</b>	<b>39</b>

