



4 WEEK REAL ESTATE MARKET REPORT

Wednesday, May 29, 2024

As of: Thursday, May 30, 2024

- 1 Report Breakdown
- 2 Cumulative Tampa Bay Report - Single Family Home
- 3 Cumulative Tampa Bay Report - Condominium
- 4 Pinellas County - Single Family Home
- 5 Pinellas County - Condominium
- 6 Pasco County - Single Family Home
- 7 Pasco County - Condominium
- 8 Hillsborough County - Single Family Home
- 9 Hillsborough County - Condominium
- 10 Sarasota County - Single Family Home
- 11 Sarasota County - Condominium
- 12 Manatee County - Single Family Home
- 13 Manatee County - Condominium



4 WEEK REAL ESTATE MARKET REPORT

REPORT BREAKDOWN

Wednesday, May 29, 2024

as of: 5/30/2024

Day 1	Wednesday, May 29, 2024
Day 2	Tuesday, May 28, 2024
Day 3	Monday, May 27, 2024
Day 4	Sunday, May 26, 2024
Day 5	Saturday, May 25, 2024
Day 6	Friday, May 24, 2024
Day 7	Thursday, May 23, 2024
Day 8	Wednesday, May 22, 2024
Day 9	Tuesday, May 21, 2024
Day 10	Monday, May 20, 2024
Day 11	Sunday, May 19, 2024
Day 12	Saturday, May 18, 2024
Day 13	Friday, May 17, 2024
Day 14	Thursday, May 16, 2024
Day 15	Wednesday, May 15, 2024
Day 16	Tuesday, May 14, 2024
Day 17	Monday, May 13, 2024
Day 18	Sunday, May 12, 2024
Day 19	Saturday, May 11, 2024
Day 20	Friday, May 10, 2024
Day 21	Thursday, May 9, 2024
Day 22	Wednesday, May 8, 2024
Day 23	Tuesday, May 7, 2024
Day 24	Monday, May 6, 2024
Day 25	Sunday, May 5, 2024
Day 26	Saturday, May 4, 2024
Day 27	Friday, May 3, 2024
Day 28	Thursday, May 2, 2024

REPORT BREAKDOWN

GRAPH:

Active - Newly listed during the date range

Pending - Status changed to 'pending' during the date range

Sold - Closed during the date range

Canceled - Canceled during the date range

Temp off Market - Status changed to 'temp' off market' during the date range

The date ranges are not cumulative.

Day 1: Wednesday, May 29, 2024

Day 28: Thursday, May 2, 2024

TOTALS:

4 Weeks: The summation of each date range (Day 1 - Day 28)

Market Changes

Day 1's New Listings, Price Increase, Price Decreases and Back on Market

Manatee County - Single Family Home

7 Day Sold Comparison

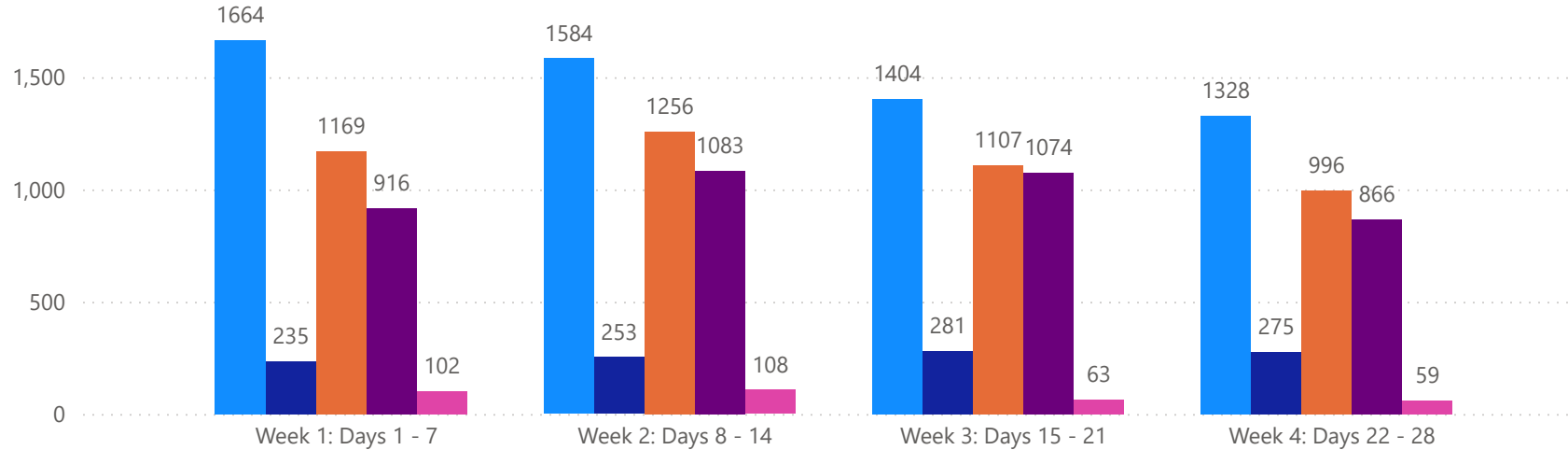
Compares the sold amount and volume in the last 7 days against the same timeframe in the prior year and days 8 - days 14.

4 WEEK REAL ESTATE MARKET REPORT

TAMPA BAY - SINGLE FAMILY HOME

5/29/2024

MLS Status ● Active ● Canceled ● Pending ● Sold ● Temporarily Off-Market



TOTALS

MLS Status	4 Week Total
Active	5980
Canceled	1044
Pending	4528
Sold	3939
Temporarily Off-Market	332

DAILY MARKET CHANGE

Category	Sum of Total
Back on the Market	60
New Listings	227
Price Decrease	536
Price Increase	55

*Back on Market can be from these sources - Pending, Temp Off Market, Cancelled and Expired Listing)

7 DAY SOLD COMPARISON

Closed Prior Year	Volume	Count
Wednesday, May 29, 2024	\$61,846,954	110
Tuesday, May 28, 2024	\$119,538,494	207
Monday, May 27, 2024	\$4,320,097	11
Sunday, May 26, 2024	\$610,589	1
Saturday, May 25, 2024	\$6,649,490	13
Friday, May 24, 2024	\$213,129,608	362
Thursday, May 23, 2024	\$116,712,790	212
Total	\$522,808,022	916

Closed Prior Year	Volume	Count
Monday, May 29, 2023	\$11,053,100	24
Sunday, May 28, 2023	\$3,485,494	8
Saturday, May 27, 2023	\$7,476,387	15
Friday, May 26, 2023	\$217,737,319	396
Thursday, May 25, 2023	\$137,344,658	250
Wednesday, May 24, 2023	\$110,811,498	196
Tuesday, May 23, 2023	\$103,417,610	173
Total	\$591,326,066	1062

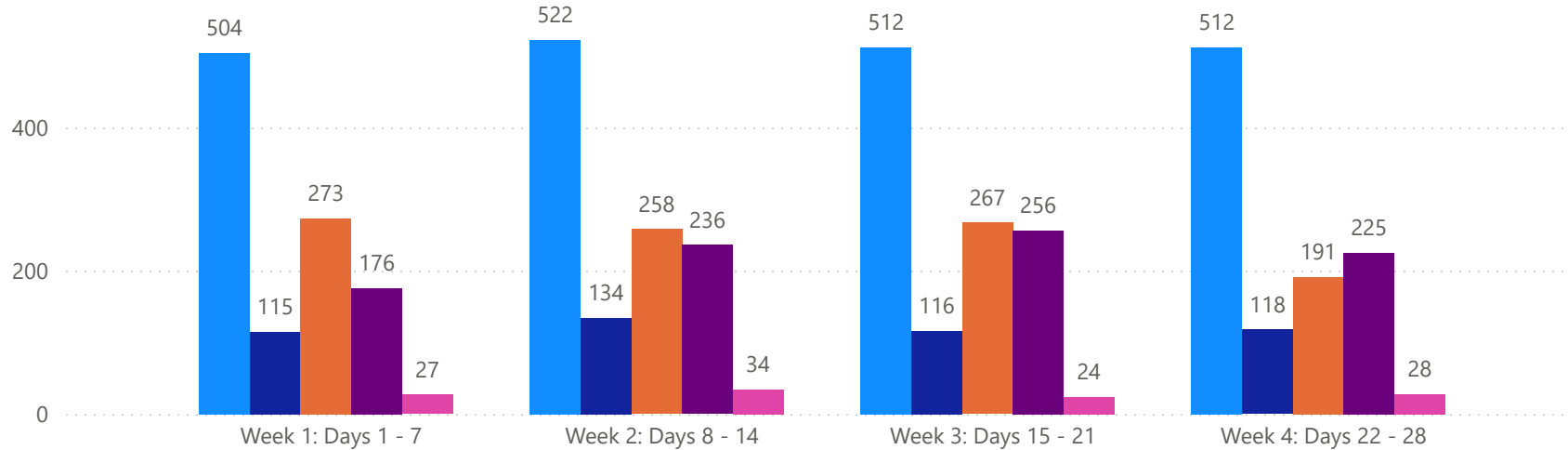


4 WEEK REAL ESTATE MARKET REPORT

TAMPA BAY - CONDO

5/29/2024

MLS Status ● Active ● Canceled ● Pending ● Sold ● Temporarily Off-Market



TOTALS

MLS Status	4 Week Total
Active	2050
Canceled	483
Pending	989
Sold	893
Temporarily Off-Market	113

DAILY MARKET CHANGE

Category	Sum of Total
Back on the Market	19
New Listings	45
Price Decrease	152
Price Increase	3

*Back on Market can be from these sources - Pending, Temp Off Market, Cancelled and Expired Listing)

7 DAY SOLD COMPARISON

Closed Prior Year	Volume	Count
Wednesday, May 29, 2024	\$9,564,400	23
Tuesday, May 28, 2024	\$7,976,100	29
Monday, May 27, 2024	\$1,350,760	3
Friday, May 24, 2024	\$32,282,057	73
Thursday, May 23, 2024	\$22,933,169	48
Total	\$74,106,486	176

Closed Prior Year	Volume	Count
Monday, May 29, 2023	\$1,277,000	3
Sunday, May 28, 2023	\$625,000	1
Saturday, May 27, 2023	\$292,000	1
Friday, May 26, 2023	\$43,880,700	102
Thursday, May 25, 2023	\$24,346,300	45
Wednesday, May 24, 2023	\$29,023,975	62
Tuesday, May 23, 2023	\$20,325,000	40
Total	\$119,769,975	254

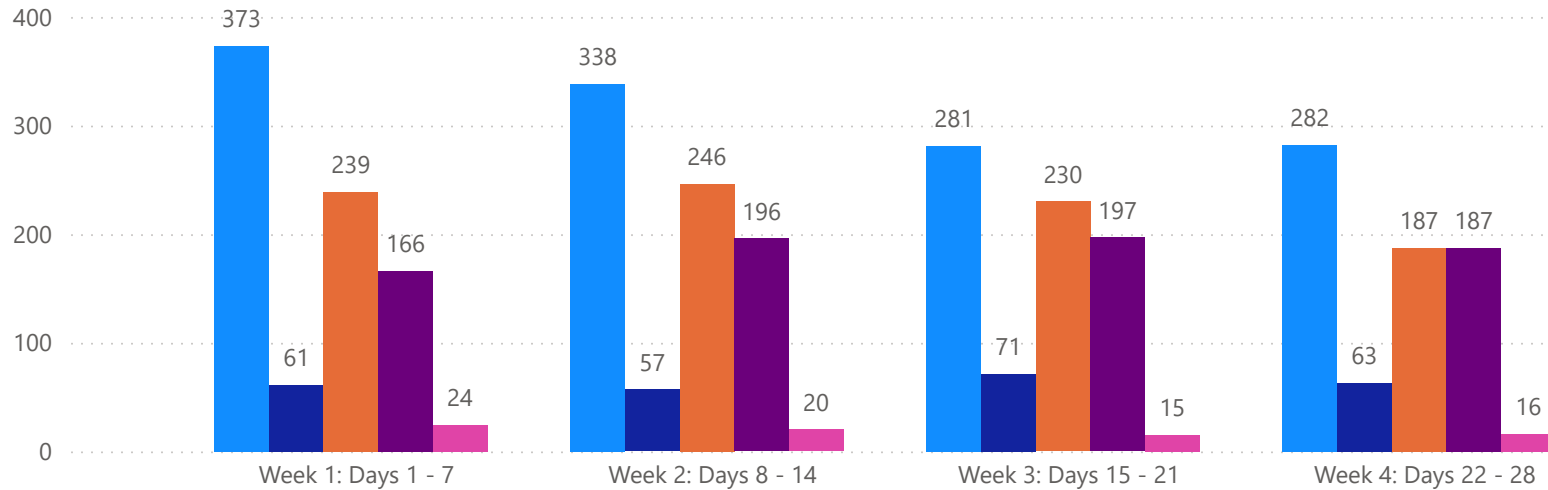


4 WEEK REAL ESTATE MARKET REPORT

PINELLAS COUNTY - SINGLE FAMILY HOME

5/29/2024

MLS Status ● Active ● Canceled ● Pending ● Sold ● Temporarily Off-Market



TOTALS

MLS Status	4 Week Total
Active	1274
Canceled	252
Pending	902
Sold	746
Temporarily Off-Market	75

DAILY MARKET CHANGE

Category	Sum of Pinellas
Back on the Market	7
New Listings	49
Price Decrease	97
Price Increase	4

*Back on Market can be from these sources - Pending, Temp Off Market, Cancelled and Expired Listing)

7 DAY SOLD COMPARISON

Closed Prior Year	Volume	Count
Wednesday, May 29, 2024	\$11,695,000	16
Tuesday, May 28, 2024	\$29,777,667	45
Monday, May 27, 2024	\$934,900	2
Saturday, May 25, 2024	\$1,426,000	3
Friday, May 24, 2024	\$50,559,375	68
Thursday, May 23, 2024	\$20,351,800	32
Total	\$114,744,742	166

Closed Prior Year	Volume	Count
Monday, May 29, 2023	\$2,310,900	4
Sunday, May 28, 2023	\$590,000	1
Saturday, May 27, 2023	\$1,016,100	2
Friday, May 26, 2023	\$37,495,630	63
Thursday, May 25, 2023	\$22,589,593	42
Wednesday, May 24, 2023	\$23,627,000	38
Tuesday, May 23, 2023	\$16,961,879	24
Total	\$104,591,102	174

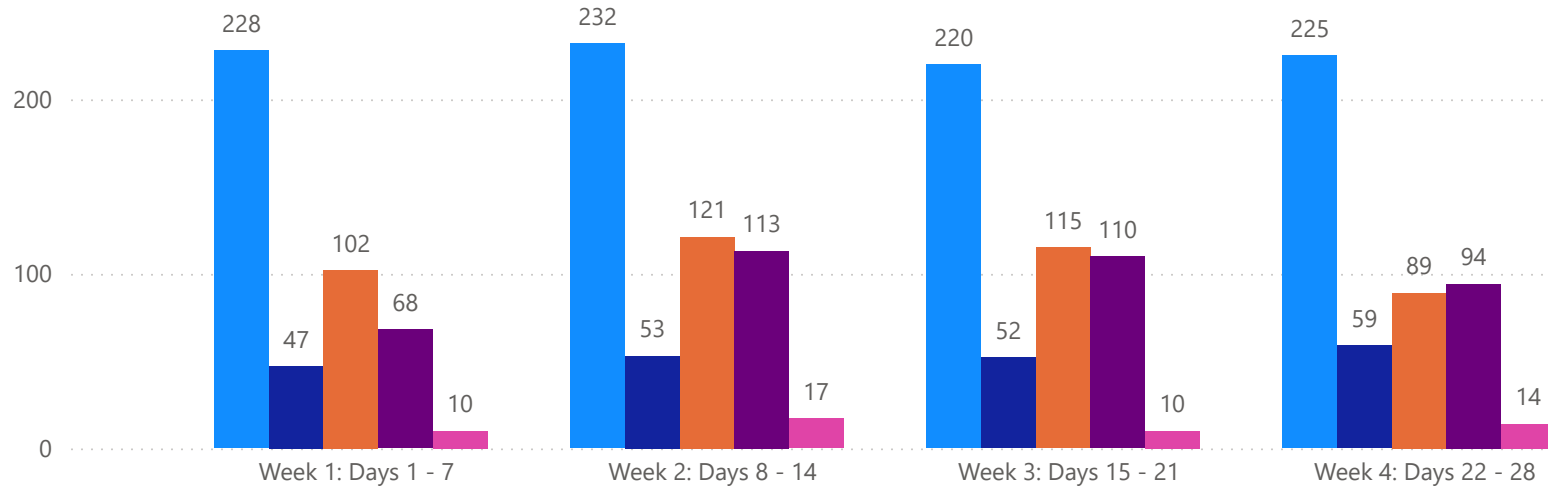


4 WEEK REAL ESTATE MARKET REPORT

PINELLAS COUNTY - CONDO

5/29/2024

MLS Status ● Active ● Canceled ● Pending ● Sold ● Temporarily Off-Market



TOTALS

MLS Status	4 Week Total
Active	905
Canceled	211
Pending	427
Sold	385
Temporarily Off-Market	51

DAILY MARKET CHANGE

Category	Sum of Pinellas
Back on the Market	14
New Listings	21
Price Decrease	82
Price Increase	2

*Back on Market can be from these sources - Pending, Temp Off Market, Cancelled and Expired Listing)

7 DAY SOLD COMPARISON

Closed Prior Year	Volume	Count
Wednesday, May 29, 2024	\$4,893,000	11
Tuesday, May 28, 2024	\$2,731,400	11
Monday, May 27, 2024	\$1,350,760	3
Friday, May 24, 2024	\$13,027,500	25
Thursday, May 23, 2024	\$10,170,000	18
Total	\$32,172,660	68

Closed Prior Year	Volume	Count
Monday, May 29, 2023	\$777,000	2
Saturday, May 27, 2023	\$292,000	1
Friday, May 26, 2023	\$18,679,150	48
Thursday, May 25, 2023	\$6,887,900	18
Wednesday, May 24, 2023	\$15,854,375	35
Tuesday, May 23, 2023	\$4,642,500	17
Total	\$47,132,925	121

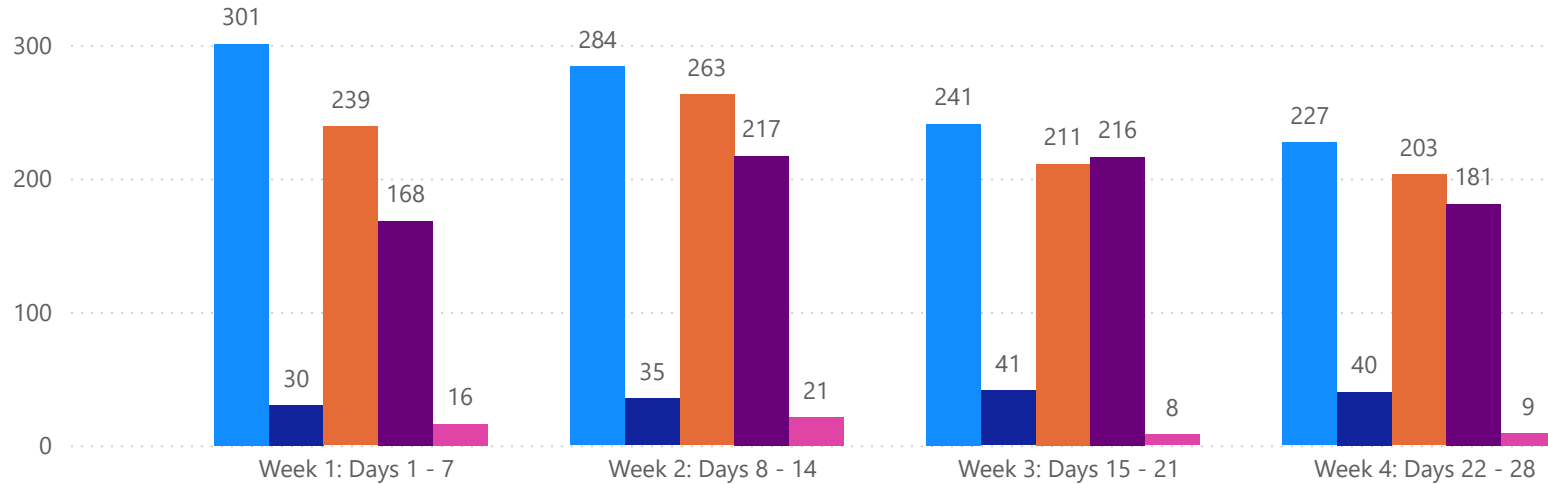


4 WEEK REAL ESTATE MARKET REPORT

PASCO COUNTY - SINGLE FAMILY HOME

5/29/2024

MLS Status ● Active ● Canceled ● Pending ● Sold ● Temporarily Off-Market



TOTALS

MLS Status	4 Week Total
Active	1053
Canceled	146
Pending	916
Sold	782
Temporarily Off-Market	54

DAILY MARKET CHANGE

Category	Sum of Pasco
Back on the Market	8
New Listings	35
Price Decrease	76
Price Increase	20

*Back on Market can be from these sources - Pending, Temp Off Market, Canceled and Expired Listing)

7 DAY SOLD COMPARISON

Closed Prior Year	Volume	Count
Wednesday, May 29, 2024	\$7,389,729	18
Tuesday, May 28, 2024	\$10,178,853	27
Monday, May 27, 2024	\$643,000	2
Saturday, May 25, 2024	\$869,500	3
Friday, May 24, 2024	\$29,380,952	76
Thursday, May 23, 2024	\$19,199,906	42
Total	\$67,661,940	168

Closed Prior Year	Volume	Count
Monday, May 29, 2023	\$774,900	2
Saturday, May 27, 2023	\$369,990	1
Friday, May 26, 2023	\$39,462,359	93
Thursday, May 25, 2023	\$21,265,488	49
Wednesday, May 24, 2023	\$19,182,678	43
Tuesday, May 23, 2023	\$13,412,392	28
Total	\$94,467,807	216

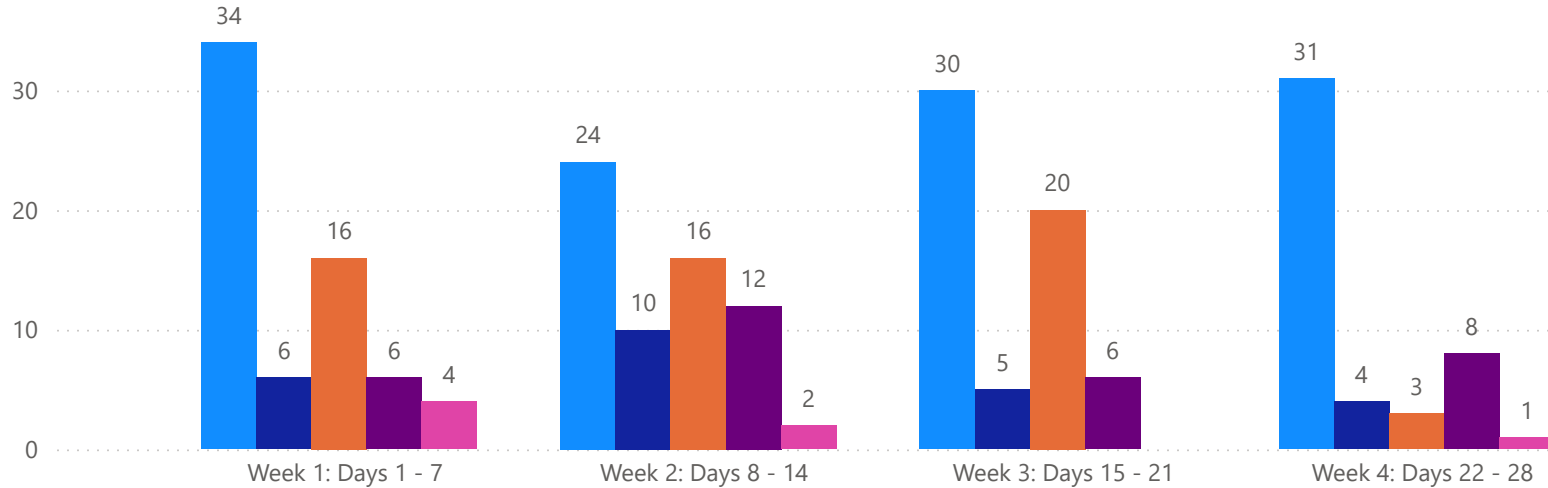


4 WEEK REAL ESTATE MARKET REPORT

PASCO COUNTY - CONDO

5/29/2024

MLS Status ● Active ● Canceled ● Pending ● Sold ● Temporarily Off-Market



TOTALS

MLS Status	4 Week Total
Active	119
Canceled	25
Pending	55
Sold	32
Temporarily Off-Market	7

DAILY MARKET CHANGE

Category	Sum of Pasco
Back on the Market	0
New Listings	3
Price Decrease	5
Price Increase	0

*Back on Market can be from these sources - Pending, Temp Off Market, Cancelled and Expired Listing)

7 DAY SOLD COMPARISON

Closed Prior Year	Volume	Count
Wednesday, May 29, 2024	\$295,000	1
Tuesday, May 28, 2024	\$305,000	2
Friday, May 24, 2024	\$313,000	1
Thursday, May 23, 2024	\$300,000	2
Total	\$1,213,000	6

Closed Prior Year	Volume	Count
Friday, May 26, 2023	\$1,424,000	7
Thursday, May 25, 2023	\$472,500	2
Wednesday, May 24, 2023	\$339,900	1
Tuesday, May 23, 2023	\$525,000	2
Total	\$2,761,400	12

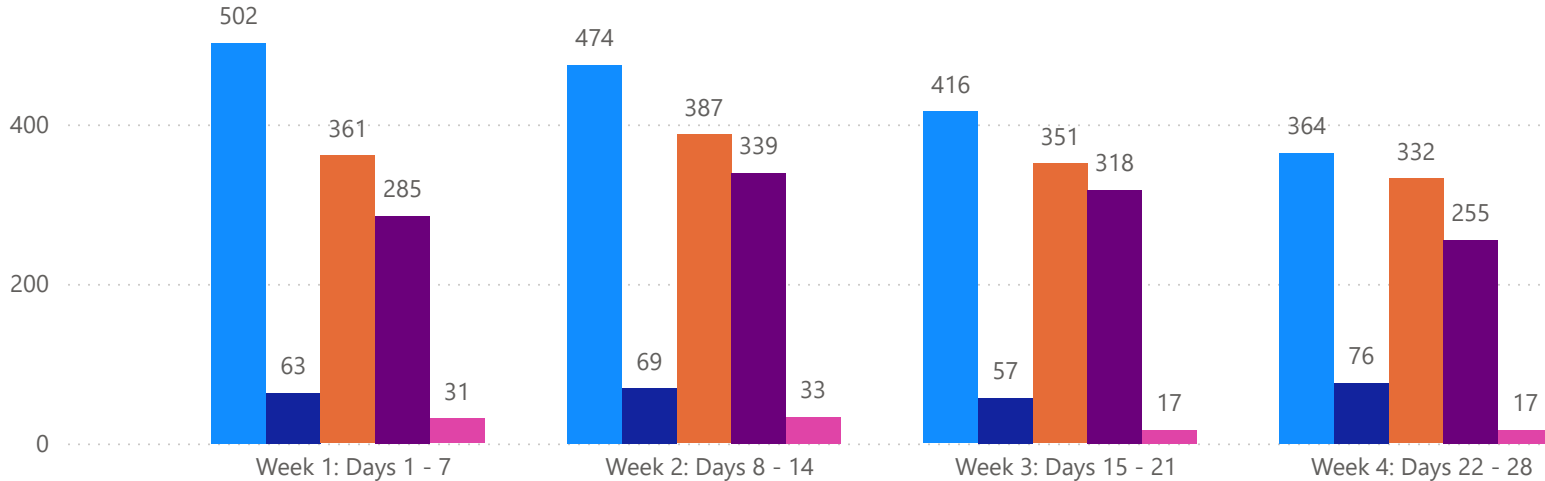


4 WEEK REAL ESTATE MARKET REPORT

HILLSBOROUGH COUNTY - SINGLE FAMILY HOME

5/29/2024

MLS Status ● Active ● Canceled ● Pending ● Sold ● Temporarily Off-Market



TOTALS

MLS Status	4 Week Total
Active	1756
Canceled	265
Pending	1431
Sold	1197
Temporarily Off-Market	98

DAILY MARKET CHANGE

Category	Sum of Hillsborough	*Back on Market can be from these sources - Pending, Temp Off Market, Cancelled and Expired Listing)
Back on the Market	2	
New Listings	7	
Price Decrease	14	
Price Increase	1	

7 DAY SOLD COMPARISON

Closed Prior Year	Volume	Count
Wednesday, May 29, 2024	\$17,098,848	33
Tuesday, May 28, 2024	\$40,716,432	70
Monday, May 27, 2024	\$2,047,800	5
Sunday, May 26, 2024	\$610,589	1
Saturday, May 25, 2024	\$1,968,990	4
Friday, May 24, 2024	\$58,764,084	104
Thursday, May 23, 2024	\$35,121,156	68
Total	\$156,327,899	285

Closed Prior Year	Volume	Count
Monday, May 29, 2023	\$4,574,000	11
Sunday, May 28, 2023	\$720,980	2
Saturday, May 27, 2023	\$2,371,397	6
Friday, May 26, 2023	\$57,559,756	117
Thursday, May 25, 2023	\$43,189,943	84
Wednesday, May 24, 2023	\$29,130,516	53
Tuesday, May 23, 2023	\$26,626,232	54
Total	\$164,172,824	327

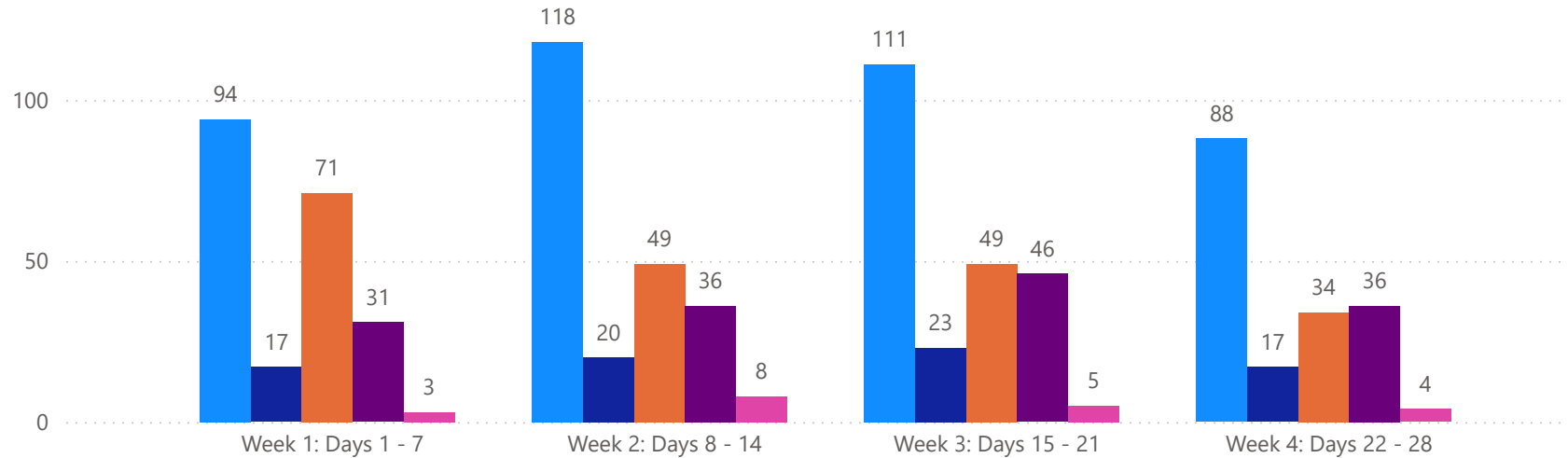


4 WEEK REAL ESTATE MARKET REPORT

HILLSBOROUGH COUNTY - CONDO

5/29/2024

MLS Status ● Active ● Canceled ● Pending ● Sold ● Temporarily Off-Market



TOTALS

MLS Status	4 Week Total
Active	411
Canceled	77
Pending	203
Sold	149
Temporarily Off-Market	20

DAILY MARKET CHANGE

Category	Sum of Hillsborough	*Back on Market can be from these sources - Pending, Temp Off Market, Cancelled and Expired Listing)
Back on the Market		
New Listings		
Price Decrease	2	
Price Increase		

7 DAY SOLD COMPARISON

Closed Prior Year	Volume	Count
Wednesday, May 29, 2024	\$843,400	3
Tuesday, May 28, 2024	\$1,889,200	9
Friday, May 24, 2024	\$3,169,400	14
Thursday, May 23, 2024	\$1,756,500	5
Total	\$7,658,500	31

Closed Prior Year	Volume	Count
Friday, May 26, 2023	\$4,238,050	14
Thursday, May 25, 2023	\$2,506,000	5
Wednesday, May 24, 2023	\$1,703,900	5
Tuesday, May 23, 2023	\$5,704,400	9
Total	\$14,152,350	33

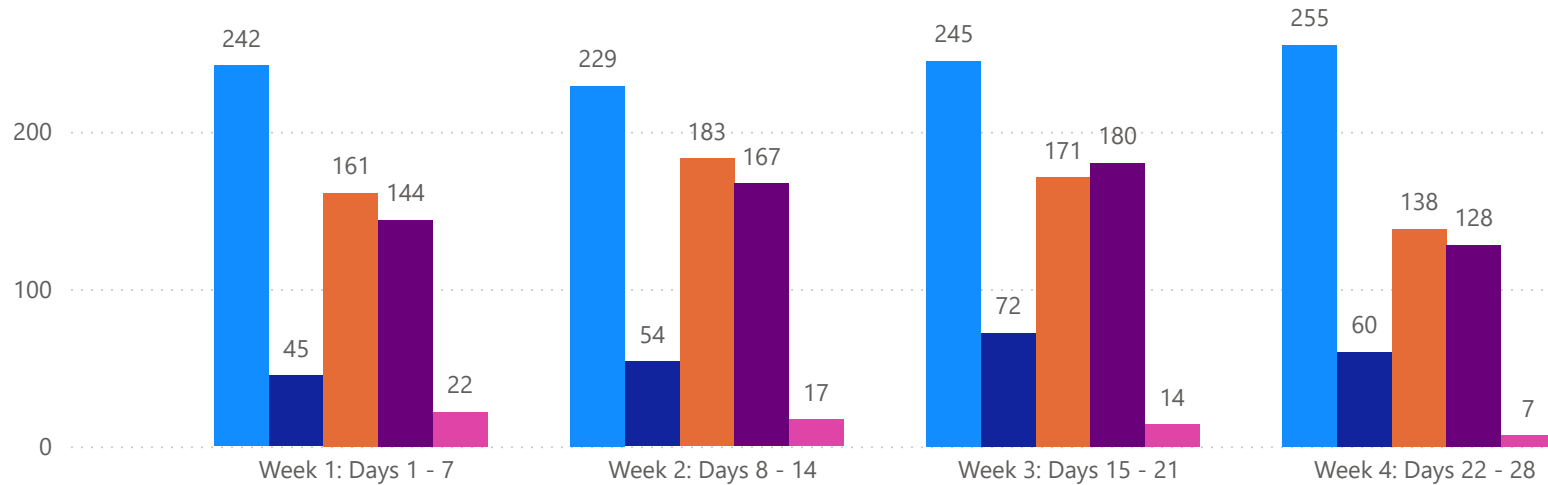


4 WEEK REAL ESTATE MARKET REPORT

SARASOTA COUNTY - SINGLE FAMILY HOME

5/29/2024

MLS Status ● Active ● Canceled ● Pending ● Sold ● Temporarily Off-Market



TOTALS

MLS Status	4 Week Total
Active	971
Canceled	231
Pending	653
Sold	619
Temporarily Off-Market	60

DAILY MARKET CHANGE

Category	Sum of Sarasota
Back on the Market	9
New Listings	29
Price Decrease	75
Price Increase	0

*Back on Market can be from these sources - Pending, Temp Off Market, Cancelled and Expired Listing)

7 DAY SOLD COMPARISON

Closed Prior Year	Volume	Count
Wednesday, May 29, 2024	\$9,244,585	13
Tuesday, May 28, 2024	\$16,458,052	32
Monday, May 27, 2024	\$320,000	1
Saturday, May 25, 2024	\$695,000	2
Friday, May 24, 2024	\$40,394,761	60
Thursday, May 23, 2024	\$21,659,813	36
Total	\$88,772,211	144

Closed Prior Year	Volume	Count
Monday, May 29, 2023	\$1,066,300	2
Saturday, May 27, 2023	\$479,900	1
Friday, May 26, 2023	\$36,779,404	59
Thursday, May 25, 2023	\$30,052,068	42
Wednesday, May 24, 2023	\$17,387,647	29
Tuesday, May 23, 2023	\$16,250,132	25
Total	\$102,015,451	158

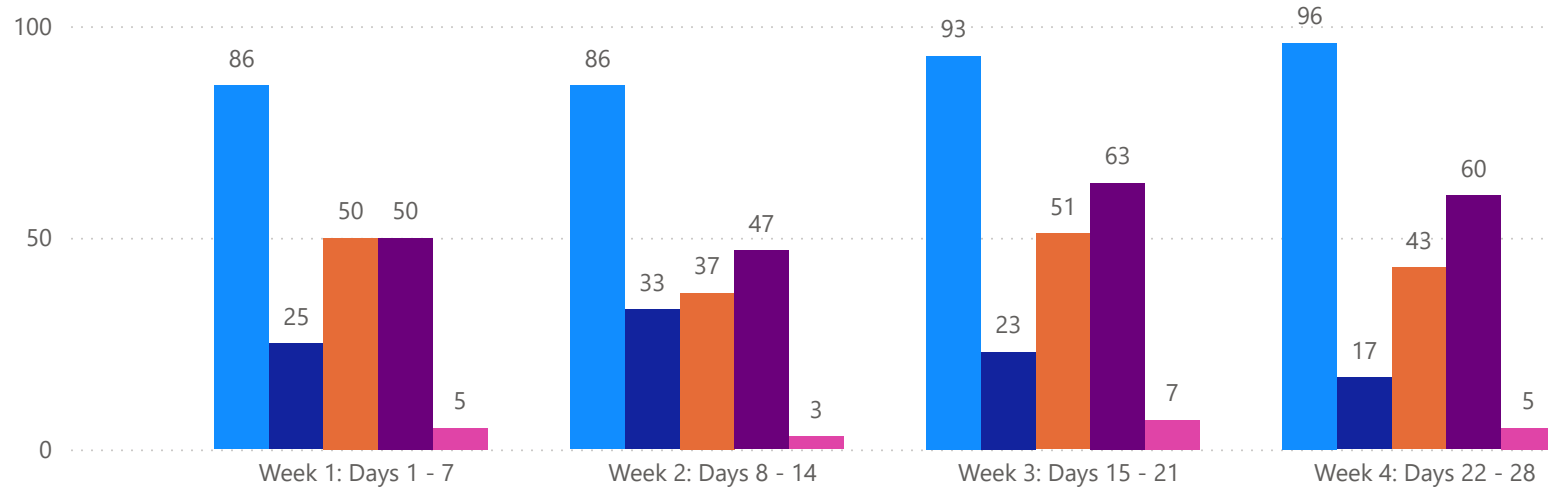


4 WEEK REAL ESTATE MARKET REPORT

SARASOTA COUNTY - CONDO

5/29/2024

MLS Status ● Active ● Canceled ● Pending ● Sold ● Temporarily Off-Market



TOTALS

MLS Status	4 Week Total
Active	361
Canceled	98
Pending	181
Sold	220
Temporarily Off-Market	20

DAILY MARKET CHANGE

Category	Sum of Sarasota
Back on the Market	2
New Listings	15
Price Decrease	26
Price Increase	1

*Back on Market can be from these sources - Pending, Temp Off Market, Cancelled and Expired Listing)

7 DAY SOLD COMPARISON

Closed Prior Year	Volume	Count
Wednesday, May 29, 2024	\$3,533,000	8
Tuesday, May 28, 2024	\$1,979,000	4
Friday, May 24, 2024	\$9,969,895	24
Thursday, May 23, 2024	\$6,779,000	14
Total	\$22,260,895	50

Closed Prior Year	Volume	Count
Friday, May 26, 2023	\$13,770,500	21
Thursday, May 25, 2023	\$12,787,900	16
Wednesday, May 24, 2023	\$8,313,400	14
Tuesday, May 23, 2023	\$6,875,000	5
Total	\$41,746,800	56

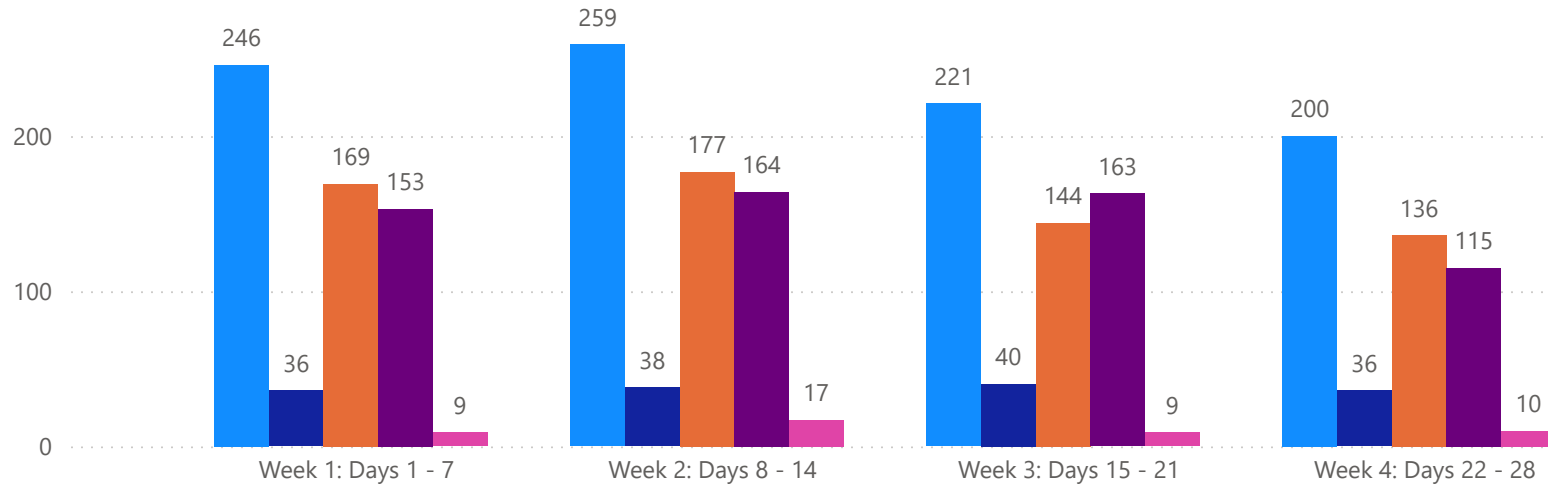


4 WEEK REAL ESTATE MARKET REPORT

MANATEE COUNTY - SINGLE FAMILY HOME

5/29/2024

MLS Status ● Active ● Canceled ● Pending ● Sold ● Temporarily Off-Market



TOTALS

MLS Status	4 Week Total
Active	926
Canceled	150
Pending	626
Sold	595
Temporarily Off-Market	45

DAILY MARKET CHANGE

Category	Sum of Manatee
Back on the Market	9
New Listings	37
Price Decrease	139
Price Increase	14

*Back on Market can be from these sources - Pending, Temp Off Market, Cancelled and Expired Listing)

7 DAY SOLD COMPARISON

Closed Prior Year	Volume	Count
Wednesday, May 29, 2024	\$16,418,792	30
Tuesday, May 28, 2024	\$22,407,490	33
Monday, May 27, 2024	\$374,397	1
Saturday, May 25, 2024	\$1,690,000	1
Friday, May 24, 2024	\$34,030,436	54
Thursday, May 23, 2024	\$20,380,115	34
Total	\$95,301,230	153

Closed Prior Year	Volume	Count
Monday, May 29, 2023	\$2,327,000	5
Sunday, May 28, 2023	\$2,174,514	5
Saturday, May 27, 2023	\$3,239,000	5
Friday, May 26, 2023	\$46,440,170	64
Thursday, May 25, 2023	\$20,247,566	33
Wednesday, May 24, 2023	\$21,483,657	33
Tuesday, May 23, 2023	\$30,166,975	42
Total	\$126,078,882	187

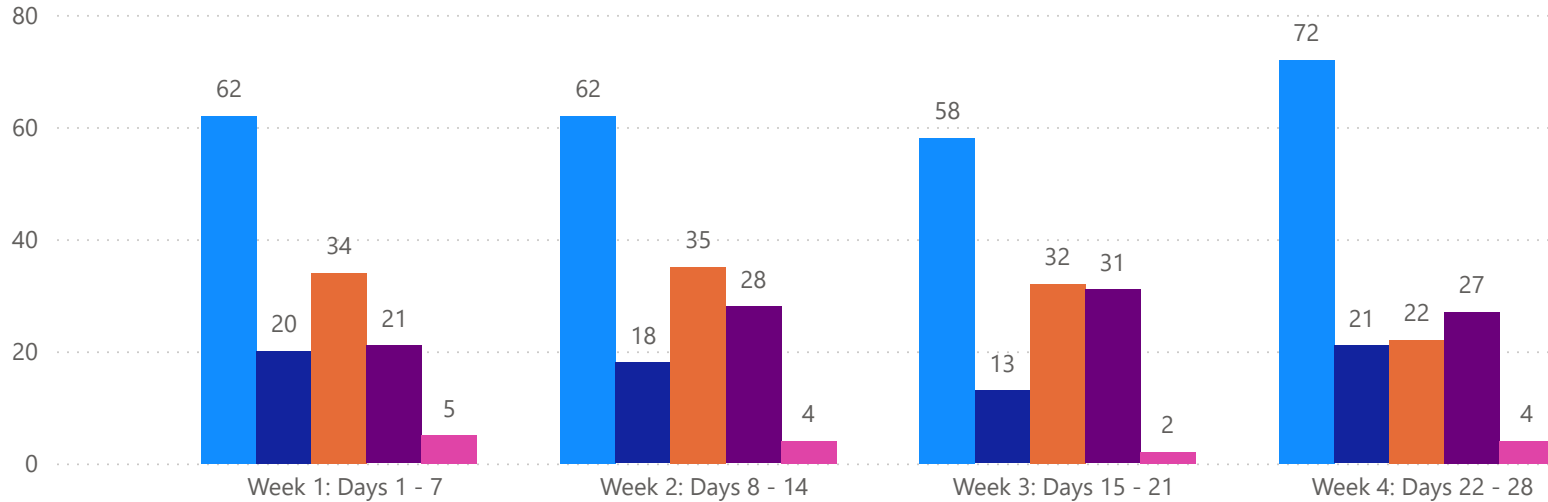


4 WEEK REAL ESTATE MARKET REPORT

MANATEE COUNTY - CONDO

5/29/2024

MLSStatus ● Active ● Canceled ● Pending ● Sold ● Temporarily Off-Market



TOTALS

MLS Status	4 Week Total
Active	254
Canceled	72
Pending	123
Sold	107
Temporarily Off-Market	15

DAILY MARKET CHANGE

Category	Sum of Manatee
Back on the Market	1
New Listings	1
Price Decrease	16
Price Increase	0

*Back on Market can be from these sources - Pending, Temp Off Market, Cancelled and Expired Listing)

7 DAY SOLD COMPARISON

Closed Prior Year	Volume	Count
Tuesday, May 28, 2024	\$1,071,500	3
Friday, May 24, 2024	\$5,802,262	9
Thursday, May 23, 2024	\$3,927,669	9
Total	\$10,801,431	21

Closed Prior Year	Volume	Count
Monday, May 29, 2023	\$500,000	1
Sunday, May 28, 2023	\$625,000	1
Friday, May 26, 2023	\$5,769,000	12
Thursday, May 25, 2023	\$1,692,000	4
Wednesday, May 24, 2023	\$2,812,400	7
Tuesday, May 23, 2023	\$2,578,100	7
Total	\$13,976,500	32

