



4 WEEK REAL ESTATE MARKET REPORT

Sunday, June 2, 2024

As of: Monday, June 3, 2024

- 1 Report Breakdown
- 2 Cumulative Tampa Bay Report - Single Family Home
- 3 Cumulative Tampa Bay Report - Condominium
- 4 Pinellas County - Single Family Home
- 5 Pinellas County - Condominium
- 6 Pasco County - Single Family Home
- 7 Pasco County - Condominium
- 8 Hillsborough County - Single Family Home
- 9 Hillsborough County - Condominium
- 10 Sarasota County - Single Family Home
- 11 Sarasota County - Condominium
- 12 Manatee County - Single Family Home
- 13 Manatee County - Condominium



4 WEEK REAL ESTATE MARKET REPORT

REPORT BREAKDOWN

Sunday, June 2, 2024

as of: 6/3/2024

Day 1	Sunday, June 2, 2024
Day 2	Saturday, June 1, 2024
Day 3	Friday, May 31, 2024
Day 4	Thursday, May 30, 2024
Day 5	Wednesday, May 29, 2024
Day 6	Tuesday, May 28, 2024
Day 7	Monday, May 27, 2024
Day 8	Sunday, May 26, 2024
Day 9	Saturday, May 25, 2024
Day 10	Friday, May 24, 2024
Day 11	Thursday, May 23, 2024
Day 12	Wednesday, May 22, 2024
Day 13	Tuesday, May 21, 2024
Day 14	Monday, May 20, 2024
Day 15	Sunday, May 19, 2024
Day 16	Saturday, May 18, 2024
Day 17	Friday, May 17, 2024
Day 18	Thursday, May 16, 2024
Day 19	Wednesday, May 15, 2024
Day 20	Tuesday, May 14, 2024
Day 21	Monday, May 13, 2024
Day 22	Sunday, May 12, 2024
Day 23	Saturday, May 11, 2024
Day 24	Friday, May 10, 2024
Day 25	Thursday, May 9, 2024
Day 26	Wednesday, May 8, 2024
Day 27	Tuesday, May 7, 2024
Day 28	Monday, May 6, 2024

REPORT BREAKDOWN

GRAPH:

Active - Newly listed during the date range

Pending - Status changed to 'pending' during the date range

Sold - Closed during the date range

Canceled - Canceled during the date range

Temp off Market - Status changed to 'temp' off market' during the date range

The date ranges are not cumulative.

Day 1: Sunday, June 2, 2024

Day 28: Monday, May 6, 2024

TOTALS:

4 Weeks: The summation of each date range (Day 1 - Day 28)

Market Changes

Day 1's New Listings, Price Increase, Price Decreases and Back on Market

Manatee County - Single Family Home

7 Day Sold Comparison

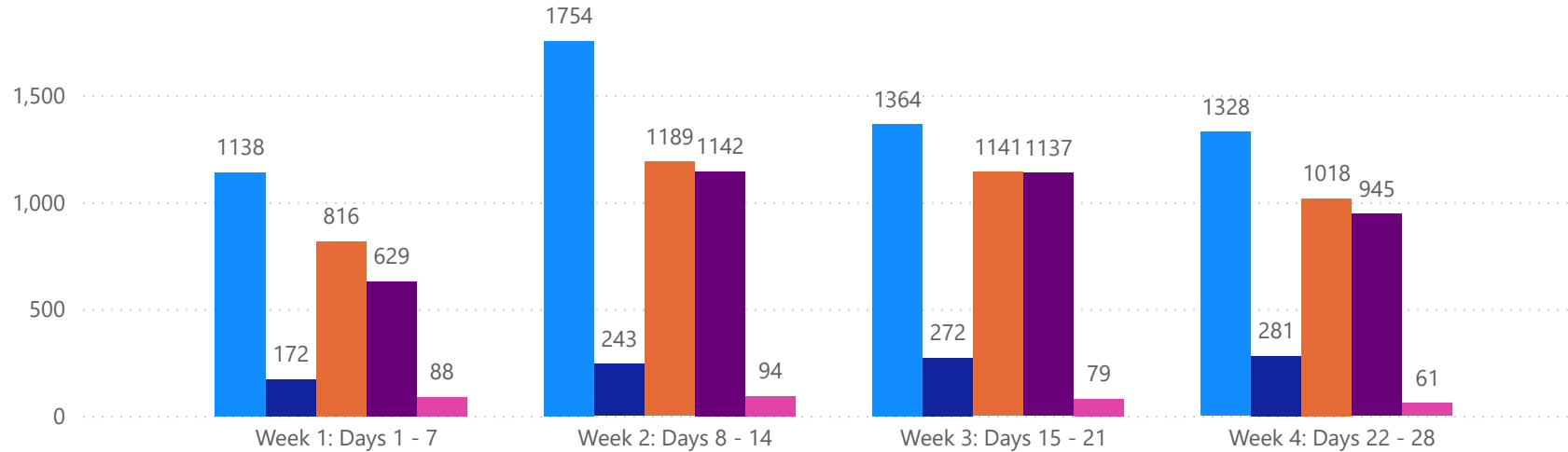
Compares the sold amount and volume in the last 7 days against the same timeframe in the prior year and days 8 - days 14.

4 WEEK REAL ESTATE MARKET REPORT

TAMPA BAY - SINGLE FAMILY HOME

6/2/2024

MLS Status ● Active ● Canceled ● Pending ● Sold ● Temporarily Off-Market



TOTALS

MLS Status	4 Week Total
Active	5584
Canceled	968
Pending	4164
Sold	3853
Temporarily Off-Market	322

DAILY MARKET CHANGE

Category	Sum of Total
Back on the Market	60
New Listings	227
Price Decrease	536
Price Increase	55

*Back on Market can be from these sources - Pending, Temp Off Market, Cancelled and Expired Listing)

7 DAY SOLD COMPARISON

Closed Prior Year	Volume	Count
Friday, May 31, 2024	\$1,020,000	1
Thursday, May 30, 2024	\$102,277,521	162
Wednesday, May 29, 2024	\$107,659,481	200
Tuesday, May 28, 2024	\$137,642,791	246
Monday, May 27, 2024	\$9,377,796	20
Total	\$357,977,589	629

Closed Prior Year	Volume	Count
Friday, June 02, 2023	\$164,223,482	258
Thursday, June 01, 2023	\$167,539,380	228
Wednesday, May 31, 2023	\$247,839,076	431
Tuesday, May 30, 2023	\$177,467,906	324
Monday, May 29, 2023	\$11,053,100	24
Sunday, May 28, 2023	\$3,485,494	8
Saturday, May 27, 2023	\$7,476,387	15
Total	\$779,084,825	1288

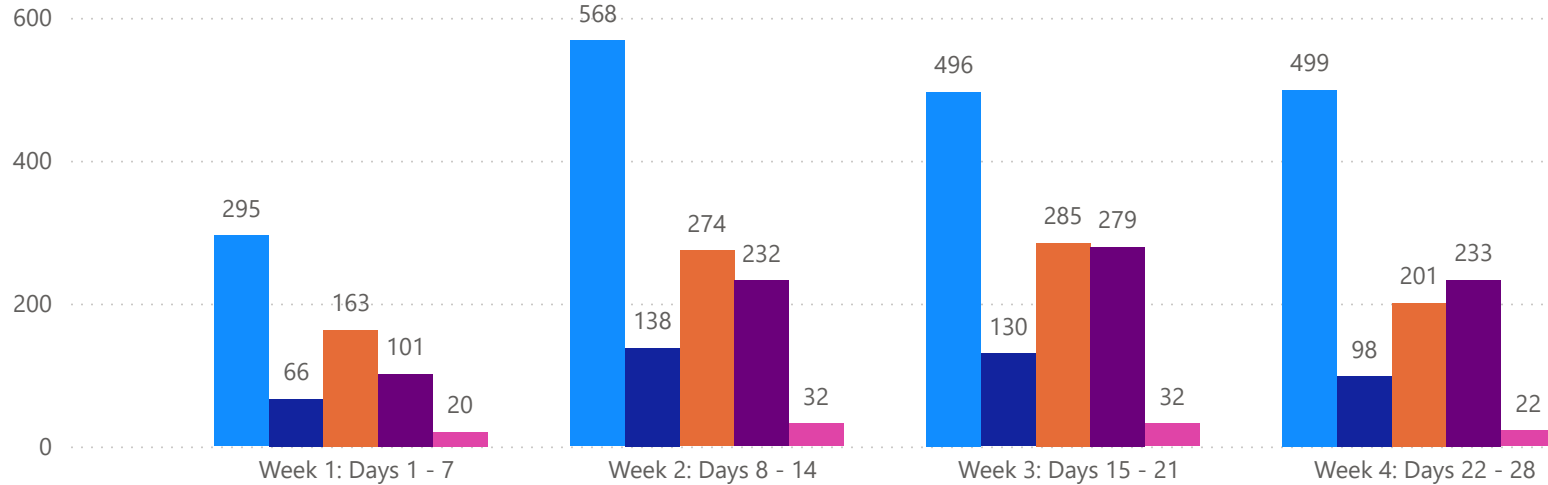


4 WEEK REAL ESTATE MARKET REPORT

TAMPA BAY - CONDO

6/2/2024

MLS Status ● Active ● Canceled ● Pending ● Sold ● Temporarily Off-Market



TOTALS

MLS Status	4 Week Total
Active	1858
Canceled	432
Pending	923
Sold	845
Temporarily Off-Market	106

DAILY MARKET CHANGE

Category	Sum of Total
Back on the Market	19
New Listings	45
Price Decrease	152
Price Increase	3

*Back on Market can be from these sources - Pending, Temp Off Market, Cancelled and Expired Listing)

7 DAY SOLD COMPARISON

Closed Prior Year	Volume	Count
Thursday, May 30, 2024	\$19,567,800	29
Wednesday, May 29, 2024	\$13,611,300	34
Tuesday, May 28, 2024	\$10,079,100	34
Monday, May 27, 2024	\$1,559,760	4
Total	\$44,817,960	101

Closed Prior Year	Volume	Count
Friday, June 02, 2023	\$32,217,950	74
Thursday, June 01, 2023	\$21,662,752	58
Wednesday, May 31, 2023	\$50,951,653	110
Tuesday, May 30, 2023	\$26,313,696	70
Monday, May 29, 2023	\$1,277,000	3
Sunday, May 28, 2023	\$625,000	1
Saturday, May 27, 2023	\$292,000	1
Total	\$133,340,051	317

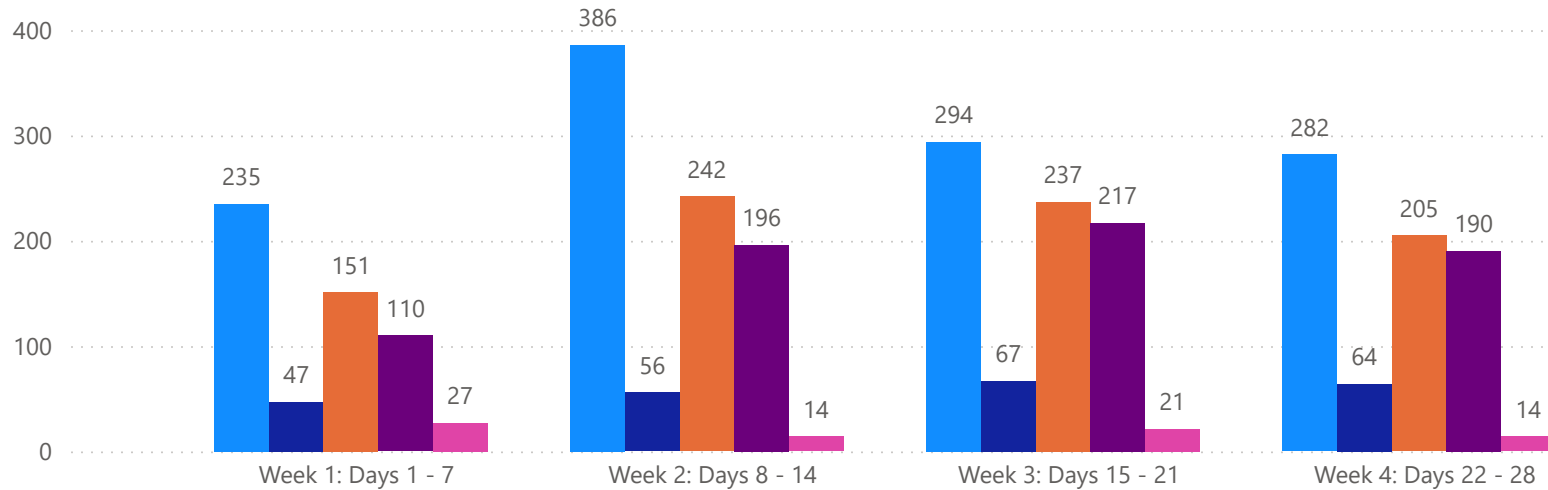


4 WEEK REAL ESTATE MARKET REPORT

PINELLAS COUNTY - SINGLE FAMILY HOME

6/2/2024

MLS Status ● Active ● Canceled ● Pending ● Sold ● Temporarily Off-Market



TOTALS

MLS Status	4 Week Total
Active	1197
Canceled	234
Pending	835
Sold	713
Temporarily Off-Market	76

DAILY MARKET CHANGE

Category	Sum of Pinellas
Back on the Market	7
New Listings	49
Price Decrease	97
Price Increase	4

*Back on Market can be from these sources - Pending, Temp Off Market, Cancelled and Expired Listing)

7 DAY SOLD COMPARISON

Closed Prior Year	Volume	Count
Friday, May 31, 2024	\$1,020,000	1
Thursday, May 30, 2024	\$18,076,032	29
Wednesday, May 29, 2024	\$16,850,501	27
Tuesday, May 28, 2024	\$32,107,767	51
Monday, May 27, 2024	\$934,900	2
Total	\$68,989,200	110

Closed Prior Year	Volume	Count
Friday, June 02, 2023	\$35,247,137	51
Thursday, June 01, 2023	\$27,054,700	33
Wednesday, May 31, 2023	\$36,765,489	63
Tuesday, May 30, 2023	\$34,449,100	60
Monday, May 29, 2023	\$2,310,900	4
Sunday, May 28, 2023	\$590,000	1
Saturday, May 27, 2023	\$1,016,100	2
Total	\$137,433,426	214

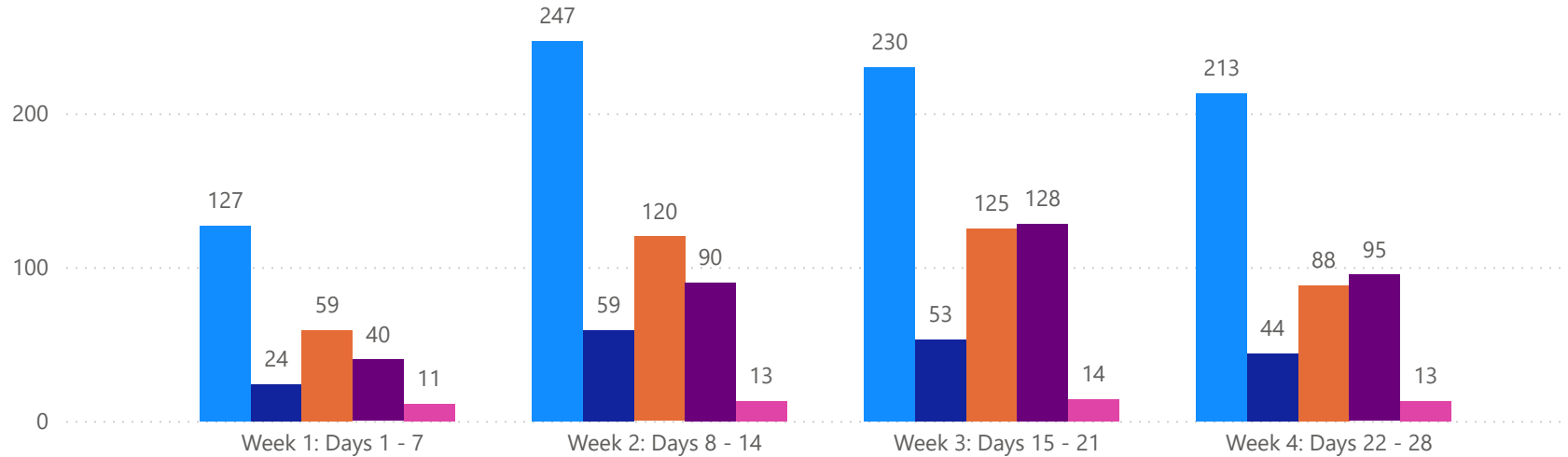


4 WEEK REAL ESTATE MARKET REPORT

PINELLAS COUNTY - CONDO

6/2/2024

MLS Status ● Active ● Canceled ● Pending ● Sold ● Temporarily Off-Market



TOTALS

MLS Status	4 Week Total
Active	817
Canceled	180
Pending	392
Sold	353
Temporarily Off-Market	51

DAILY MARKET CHANGE

Category	Sum of Pinellas
Back on the Market	14
New Listings	21
Price Decrease	82
Price Increase	2

*Back on Market can be from these sources - Pending, Temp Off Market, Cancelled and Expired Listing)

7 DAY SOLD COMPARISON

Closed Prior Year	Volume	Count
Thursday, May 30, 2024	\$4,354,200	11
Wednesday, May 29, 2024	\$5,295,400	14
Tuesday, May 28, 2024	\$2,906,400	12
Monday, May 27, 2024	\$1,350,760	3
Total	\$13,906,760	40

Closed Prior Year	Volume	Count
Friday, June 02, 2023	\$13,981,300	36
Thursday, June 01, 2023	\$8,413,300	24
Wednesday, May 31, 2023	\$22,609,900	45
Tuesday, May 30, 2023	\$13,366,200	31
Monday, May 29, 2023	\$777,000	2
Saturday, May 27, 2023	\$292,000	1
Total	\$59,439,700	139

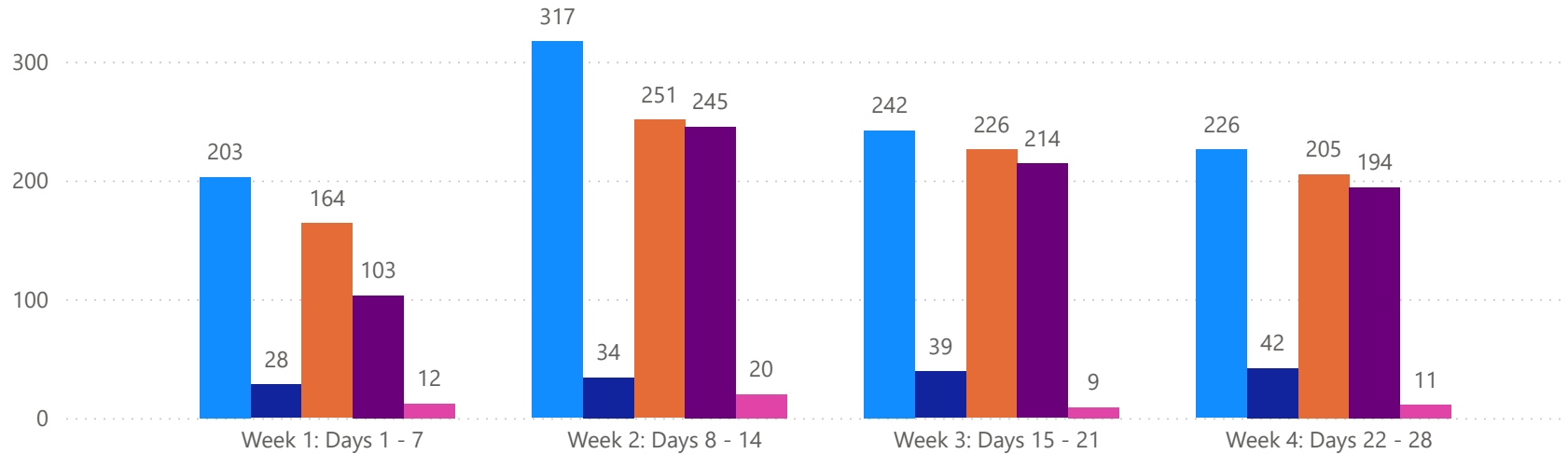


4 WEEK REAL ESTATE MARKET REPORT

PASCO COUNTY - SINGLE FAMILY HOME

6/2/2024

MLS Status ● Active ● Canceled ● Pending ● Sold ● Temporarily Off-Market



TOTALS

MLS Status	4 Week Total
Active	988
Canceled	143
Pending	846
Sold	756
Temporarily Off-Market	52

DAILY MARKET CHANGE

Category	Sum of Pasco
Back on the Market	8
New Listings	35
Price Decrease	76
Price Increase	20

*Back on Market can be from these sources - Pending, Temp Off Market, Cancelled and Expired Listing)

7 DAY SOLD COMPARISON

Closed Prior Year	Volume	Count
Thursday, May 30, 2024	\$10,727,268	24
Wednesday, May 29, 2024	\$13,825,259	32
Tuesday, May 28, 2024	\$16,793,284	44
Monday, May 27, 2024	\$928,000	3
Total	\$42,273,811	103

Closed Prior Year	Volume	Count
Friday, June 02, 2023	\$15,207,719	35
Thursday, June 01, 2023	\$25,604,719	55
Wednesday, May 31, 2023	\$39,117,714	86
Tuesday, May 30, 2023	\$26,195,881	61
Monday, May 29, 2023	\$774,900	2
Saturday, May 27, 2023	\$369,990	1
Total	\$107,270,923	240

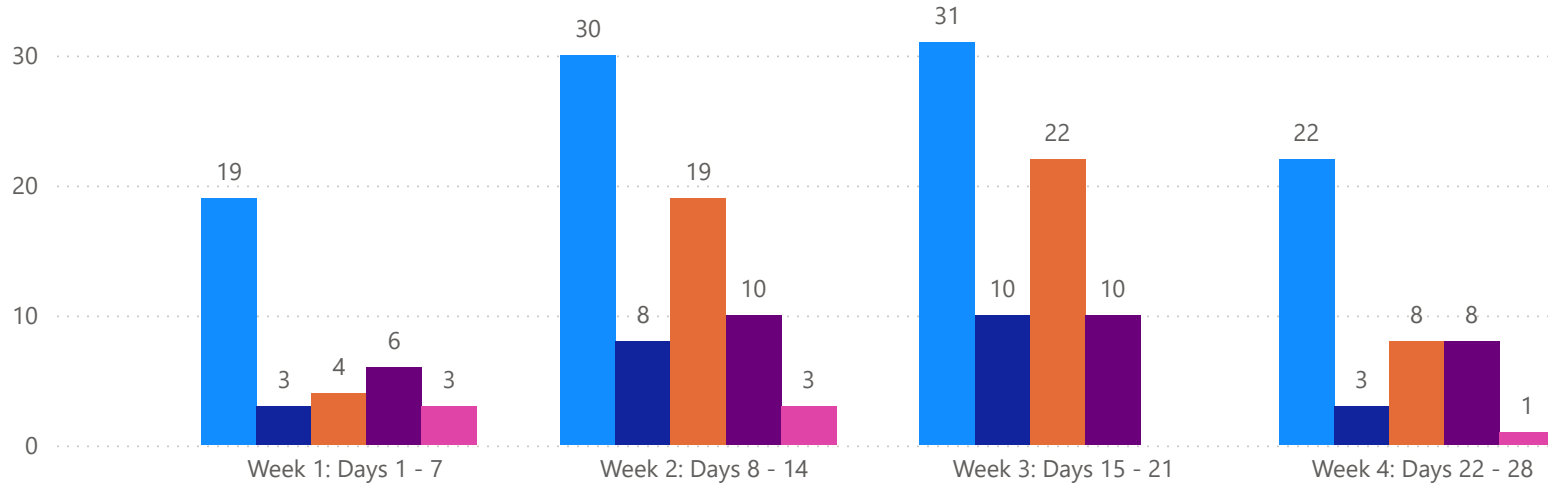


4 WEEK REAL ESTATE MARKET REPORT

PASCO COUNTY - CONDO

6/2/2024

MLS Status ● Active ● Canceled ● Pending ● Sold ● Temporarily Off-Market



TOTALS

MLS Status	4 Week Total
Active	102
Canceled	24
Pending	53
Sold	34
Temporarily Off-Market	7

DAILY MARKET CHANGE

Category	Sum of Pasco
Back on the Market	0
New Listings	3
Price Decrease	5
Price Increase	0

*Back on Market can be from these sources - Pending, Temp Off Market, Cancelled and Expired Listing)

7 DAY SOLD COMPARISON

Closed Prior Year	Volume	Count
Thursday, May 30, 2024	\$360,000	1
Wednesday, May 29, 2024	\$460,000	2
Tuesday, May 28, 2024	\$305,000	2
Monday, May 27, 2024	\$209,000	1
Total	\$1,334,000	6

Closed Prior Year	Volume	Count
Friday, June 02, 2023	\$436,000	3
Wednesday, May 31, 2023	\$514,000	4
Tuesday, May 30, 2023	\$715,000	4
Total	\$1,665,000	11

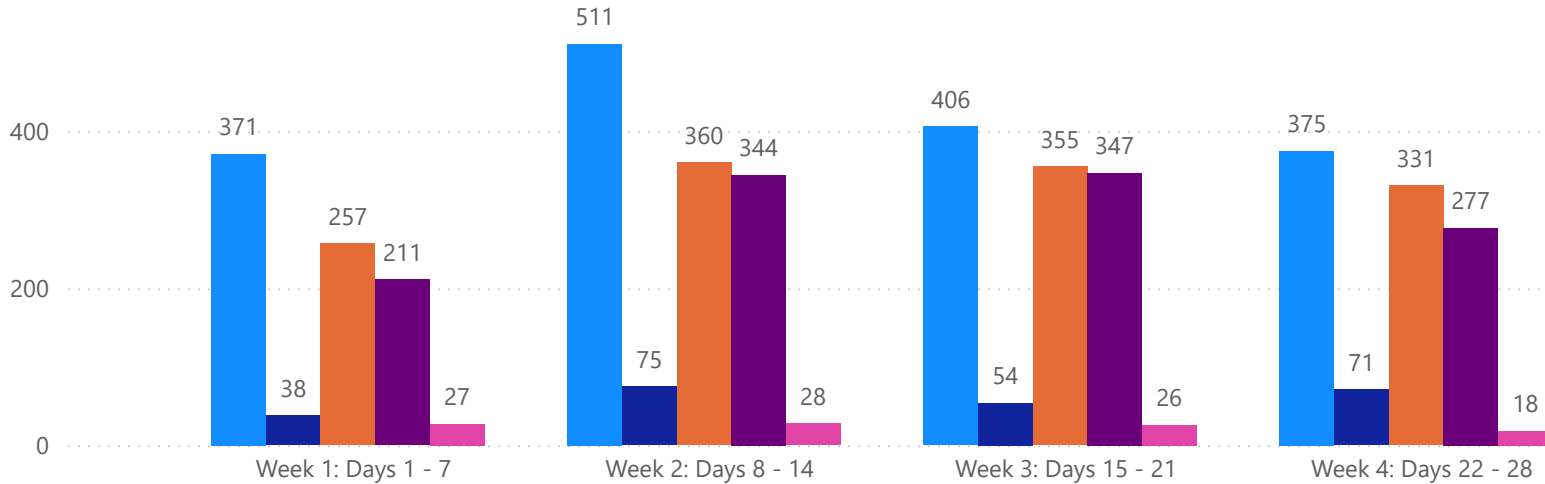


4 WEEK REAL ESTATE MARKET REPORT

HILLSBOROUGH COUNTY - SINGLE FAMILY HOME

6/2/2024

MLS Status ● Active ● Canceled ● Pending ● Sold ● Temporarily Off-Market



TOTALS

MLS Status	4 Week Total
Active	1663
Canceled	238
Pending	1303
Sold	1179
Temporarily Off-Market	99

DAILY MARKET CHANGE

Category	Sum of Hillsborough	*Back on Market can be from these sources - Pending, Temp Off Market, Cancelled and Expired Listing)
Back on the Market	2	
New Listings	7	
Price Decrease	14	
Price Increase	1	

7 DAY SOLD COMPARISON

Closed Prior Year	Volume	Count
Thursday, May 30, 2024	\$31,766,880	49
Wednesday, May 29, 2024	\$36,916,194	74
Tuesday, May 28, 2024	\$44,536,007	80
Monday, May 27, 2024	\$3,412,800	8
Total	\$116,631,881	211

Closed Prior Year	Volume	Count
Friday, June 02, 2023	\$44,090,181	86
Thursday, June 01, 2023	\$46,861,107	79
Wednesday, May 31, 2023	\$74,529,330	130
Tuesday, May 30, 2023	\$49,197,399	98
Monday, May 29, 2023	\$4,574,000	11
Sunday, May 28, 2023	\$720,980	2
Saturday, May 27, 2023	\$2,371,397	6
Total	\$222,344,394	412

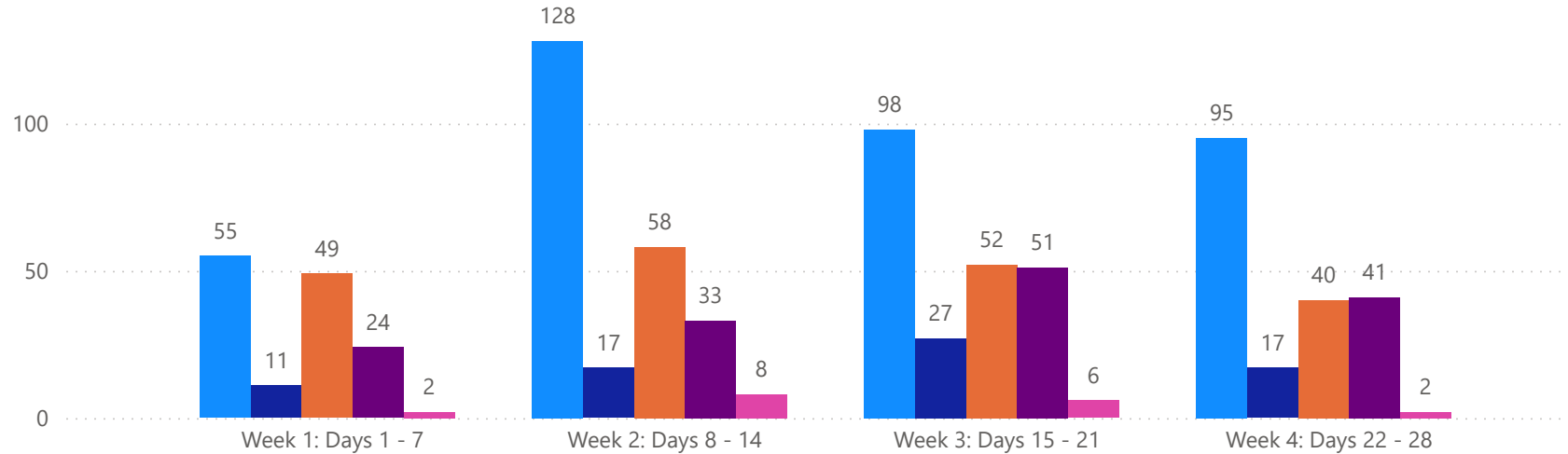


4 WEEK REAL ESTATE MARKET REPORT

HILLSBOROUGH COUNTY - CONDO

6/2/2024

MLSStatus ● Active ● Canceled ● Pending ● Sold ● Temporarily Off-Market



TOTALS

MLS Status	4 Week Total
Active	376
Canceled	72
Pending	199
Sold	149
Temporarily Off-Market	18

DAILY MARKET CHANGE

Category	Sum of Hillsborough	*Back on Market can be from these sources - Pending, Temp Off Market, Cancelled and Expired Listing)
Back on the Market		
New Listings		
Price Decrease	2	
Price Increase		

7 DAY SOLD COMPARISON

Closed Prior Year	Volume	Count
Thursday, May 30, 2024	\$8,186,400	6
Wednesday, May 29, 2024	\$2,322,900	7
Tuesday, May 28, 2024	\$2,644,700	11
Total	\$13,154,000	24

Closed Prior Year	Volume	Count
Friday, June 02, 2023	\$5,541,250	14
Thursday, June 01, 2023	\$3,441,000	12
Wednesday, May 31, 2023	\$11,259,558	24
Tuesday, May 30, 2023	\$3,051,800	10
Total	\$23,293,608	60

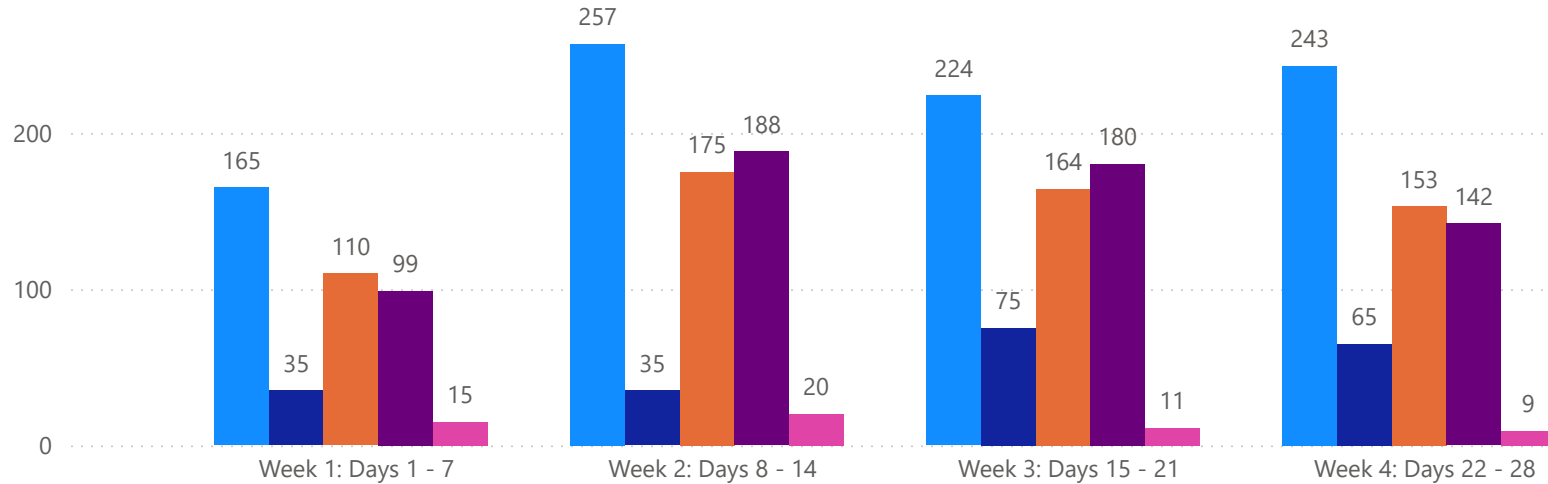


4 WEEK REAL ESTATE MARKET REPORT

SARASOTA COUNTY - SINGLE FAMILY HOME

6/2/2024

MLS Status ● Active ● Canceled ● Pending ● Sold ● Temporarily Off-Market



TOTALS

MLS Status	4 Week Total
Active	889
Canceled	210
Pending	602
Sold	609
Temporarily Off-Market	55

DAILY MARKET CHANGE

Category	Sum of Sarasota
Back on the Market	9
New Listings	29
Price Decrease	75
Price Increase	0

*Back on Market can be from these sources - Pending, Temp Off Market, Cancelled and Expired Listing)

7 DAY SOLD COMPARISON

Closed Prior Year	Volume	Count
Thursday, May 30, 2024	\$21,657,361	36
Wednesday, May 29, 2024	\$16,884,145	25
Tuesday, May 28, 2024	\$17,508,052	33
Monday, May 27, 2024	\$2,152,699	5
Total	\$58,202,257	99

Closed Prior Year	Volume	Count
Friday, June 02, 2023	\$39,553,171	43
Thursday, June 01, 2023	\$47,998,764	37
Wednesday, May 31, 2023	\$53,065,754	78
Tuesday, May 30, 2023	\$45,348,806	65
Monday, May 29, 2023	\$1,066,300	2
Saturday, May 27, 2023	\$479,900	1
Total	\$187,512,695	226

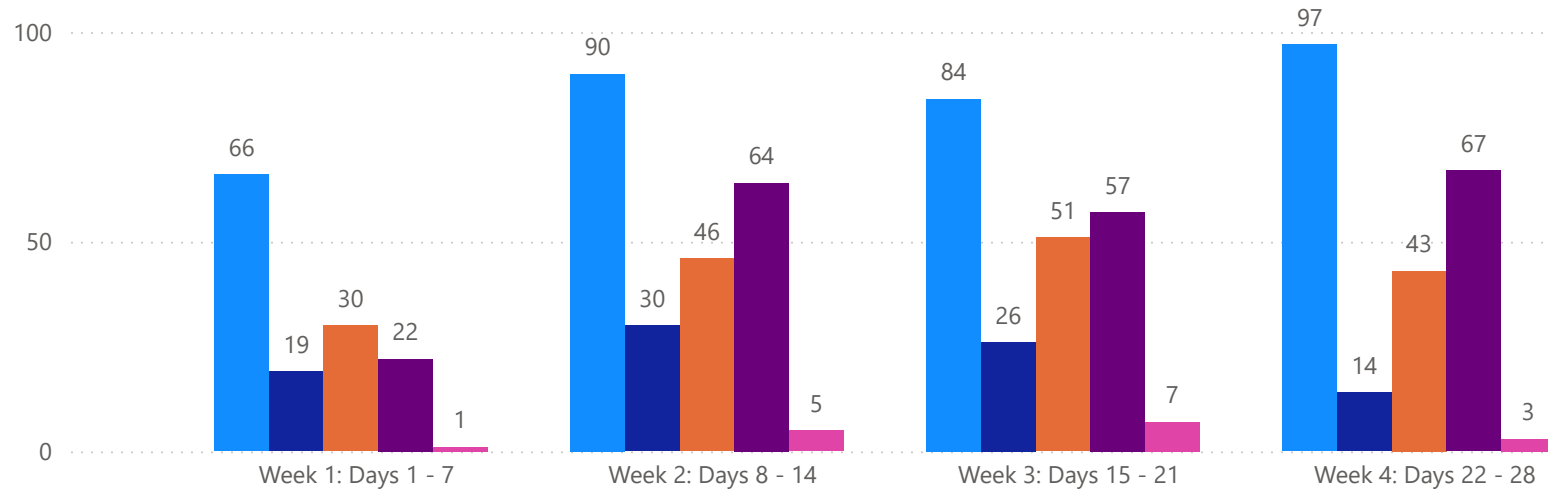


4 WEEK REAL ESTATE MARKET REPORT

SARASOTA COUNTY - CONDO

6/2/2024

MLS Status ● Active ● Canceled ● Pending ● Sold ● Temporarily Off-Market



TOTALS

MLS Status	4 Week Total
Active	337
Canceled	89
Pending	170
Sold	210
Temporarily Off-Market	16

DAILY MARKET CHANGE

Category	Sum of Sarasota
Back on the Market	2
New Listings	15
Price Decrease	26
Price Increase	1

*Back on Market can be from these sources - Pending, Temp Off Market, Cancelled and Expired Listing)

7 DAY SOLD COMPARISON

Closed Prior Year	Volume	Count
Thursday, May 30, 2024	\$3,768,200	7
Wednesday, May 29, 2024	\$5,178,000	10
Tuesday, May 28, 2024	\$2,301,500	5
Total	\$11,247,700	22

Closed Prior Year	Volume	Count
Friday, June 02, 2023	\$9,223,000	13
Thursday, June 01, 2023	\$7,413,552	16
Wednesday, May 31, 2023	\$8,027,695	15
Tuesday, May 30, 2023	\$6,216,196	16
Total	\$30,880,443	60

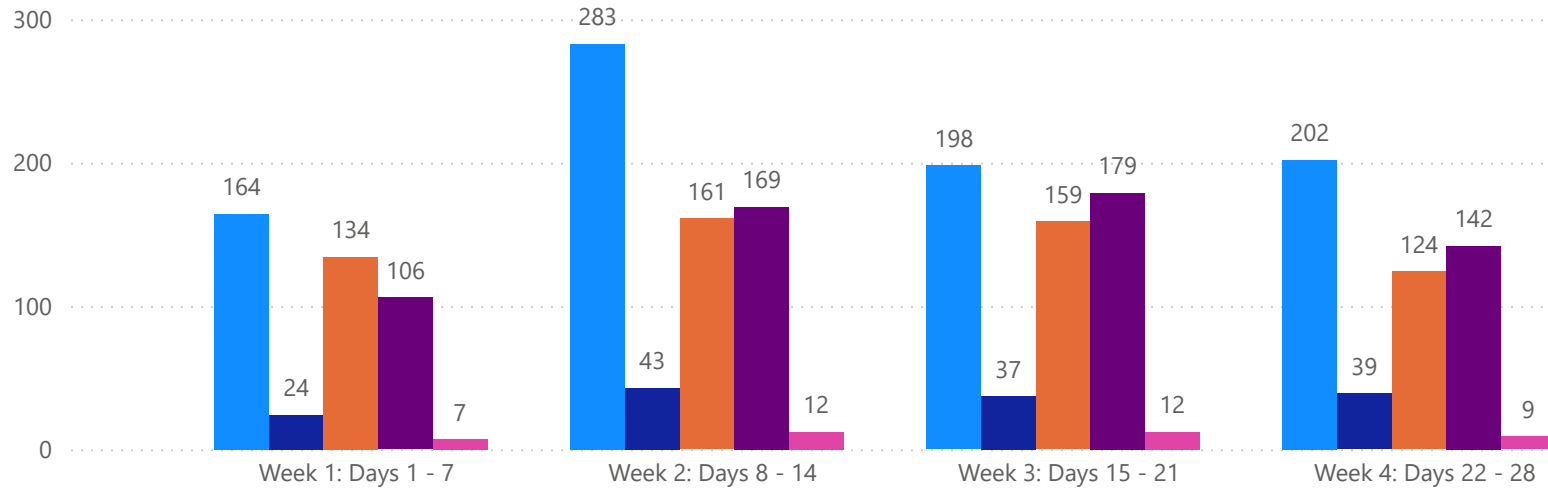


4 WEEK REAL ESTATE MARKET REPORT

MANATEE COUNTY - SINGLE FAMILY HOME

6/2/2024

MLS Status ● Active ● Canceled ● Pending ● Sold ● Temporarily Off-Market



TOTALS

MLS Status	4 Week Total
Active	847
Canceled	143
Pending	578
Sold	596
Temporarily Off-Market	40

DAILY MARKET CHANGE

Category	Sum of Manatee
Back on the Market	9
New Listings	37
Price Decrease	139
Price Increase	14

*Back on Market can be from these sources - Pending, Temp Off Market, Cancelled and Expired Listing)

7 DAY SOLD COMPARISON

Closed Prior Year	Volume	Count
Thursday, May 30, 2024	\$20,049,980	24
Wednesday, May 29, 2024	\$23,183,382	42
Tuesday, May 28, 2024	\$26,697,681	38
Monday, May 27, 2024	\$1,949,397	2
Total	\$71,880,440	106

Closed Prior Year	Volume	Count
Friday, June 02, 2023	\$30,125,274	43
Thursday, June 01, 2023	\$20,020,090	24
Wednesday, May 31, 2023	\$44,360,789	74
Tuesday, May 30, 2023	\$22,276,720	40
Monday, May 29, 2023	\$2,327,000	5
Sunday, May 28, 2023	\$2,174,514	5
Saturday, May 27, 2023	\$3,239,000	5
Total	\$124,523,387	196

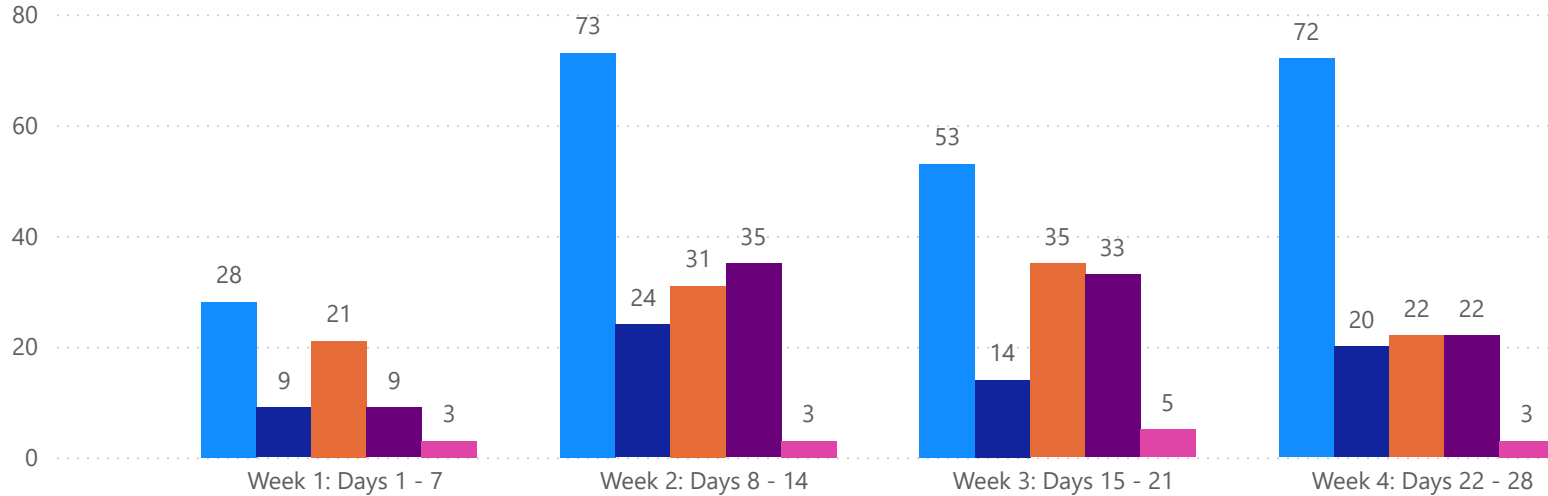


4 WEEK REAL ESTATE MARKET REPORT

MANATEE COUNTY - CONDO

6/2/2024

MLSStatus ● Active ● Canceled ● Pending ● Sold ● Temporarily Off-Market



TOTALS

MLS Status	4 Week Total
Active	226
Canceled	67
Pending	109
Sold	99
Temporarily Off-Market	14

DAILY MARKET CHANGE

Category	Sum of Manatee
Back on the Market	1
New Listings	1
Price Decrease	16
Price Increase	0

*Back on Market can be from these sources - Pending, Temp Off Market, Cancelled and Expired Listing)

7 DAY SOLD COMPARISON

Closed Prior Year	Volume	Count
Thursday, May 30, 2024	\$2,899,000	4
Wednesday, May 29, 2024	\$355,000	1
Tuesday, May 28, 2024	\$1,921,500	4
Total	\$5,175,500	9

Closed Prior Year	Volume	Count
Friday, June 02, 2023	\$3,036,400	8
Thursday, June 01, 2023	\$2,394,900	6
Wednesday, May 31, 2023	\$8,540,500	22
Tuesday, May 30, 2023	\$2,964,500	9
Monday, May 29, 2023	\$500,000	1
Sunday, May 28, 2023	\$625,000	1
Total	\$18,061,300	47

