



4 WEEK REAL ESTATE MARKET REPORT

Tuesday, June 4, 2024

As of: Wednesday, June 5, 2024

- 1 Report Breakdown
- 2 Cumulative Tampa Bay Report - Single Family Home
- 3 Cumulative Tampa Bay Report - Condominium
- 4 Pinellas County - Single Family Home
- 5 Pinellas County - Condominium
- 6 Pasco County - Single Family Home
- 7 Pasco County - Condominium
- 8 Hillsborough County - Single Family Home
- 9 Hillsborough County - Condominium
- 10 Sarasota County - Single Family Home
- 11 Sarasota County - Condominium
- 12 Manatee County - Single Family Home
- 13 Manatee County - Condominium



4 WEEK REAL ESTATE MARKET REPORT

REPORT BREAKDOWN

Tuesday, June 4, 2024

as of: 6/5/2024

Day 1	Tuesday, June 4, 2024
Day 2	Monday, June 3, 2024
Day 3	Sunday, June 2, 2024
Day 4	Saturday, June 1, 2024
Day 5	Friday, May 31, 2024
Day 6	Thursday, May 30, 2024
Day 7	Wednesday, May 29, 2024
Day 8	Tuesday, May 28, 2024
Day 9	Monday, May 27, 2024
Day 10	Sunday, May 26, 2024
Day 11	Saturday, May 25, 2024
Day 12	Friday, May 24, 2024
Day 13	Thursday, May 23, 2024
Day 14	Wednesday, May 22, 2024
Day 15	Tuesday, May 21, 2024
Day 16	Monday, May 20, 2024
Day 17	Sunday, May 19, 2024
Day 18	Saturday, May 18, 2024
Day 19	Friday, May 17, 2024
Day 20	Thursday, May 16, 2024
Day 21	Wednesday, May 15, 2024
Day 22	Tuesday, May 14, 2024
Day 23	Monday, May 13, 2024
Day 24	Sunday, May 12, 2024
Day 25	Saturday, May 11, 2024
Day 26	Friday, May 10, 2024
Day 27	Thursday, May 9, 2024
Day 28	Wednesday, May 8, 2024

REPORT BREAKDOWN

GRAPH:

Active - Newly listed during the date range

Pending - Status changed to 'pending' during the date range

Sold - Closed during the date range

Canceled - Canceled during the date range

Temp off Market - Status changed to 'temp' off market' during the date range

The date ranges are not cumulative.

Day 1: Tuesday, June 4, 2024

Day 28: Wednesday, May 8, 2024

TOTALS:

4 Weeks: The summation of each date range (Day 1 - Day 28)

Market Changes

Day 1's New Listings, Price Increase, Price Decreases and Back on Market

Manatee County - Single Family Home

7 Day Sold Comparison

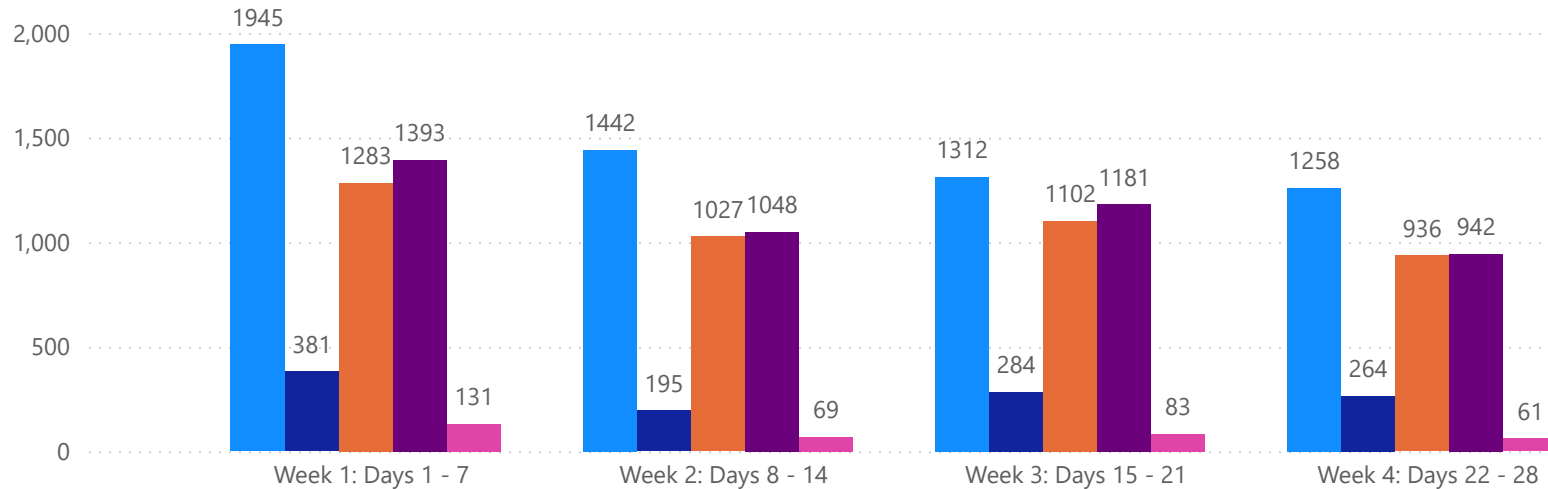
Compares the sold amount and volume in the last 7 days against the same timeframe in the prior year and days 8 - days 14.

4 WEEK REAL ESTATE MARKET REPORT

TAMPA BAY - SINGLE FAMILY HOME

6/4/2024

MLS Status ● Active ● Canceled ● Pending ● Sold ● Temporarily Off-Market



TOTALS

MLS Status	4 Week Total
Active	5957
Canceled	1124
Pending	4348
Sold	4564
Temporarily Off-Market	344

DAILY MARKET CHANGE

Category	Sum of Total
Back on the Market	74
New Listings	167
Price Decrease	331
Price Increase	22

*Back on Market can be from these sources - Pending, Temp Off Market, Cancelled and Expired Listing)

7 DAY SOLD COMPARISON

Closed Prior Year	Volume	Count
Tuesday, June 04, 2024	\$60,072,390	97
Monday, June 03, 2024	\$115,431,461	160
Saturday, June 01, 2024	\$5,873,013	10
Friday, May 31, 2024	\$334,946,978	539
Thursday, May 30, 2024	\$205,423,938	352
Wednesday, May 29, 2024	\$124,409,048	235
Total	\$846,156,828	1393

Closed Prior Year	Volume	Count
Sunday, June 04, 2023	\$3,406,515	8
Saturday, June 03, 2023	\$2,371,175	6
Friday, June 02, 2023	\$164,223,482	258
Thursday, June 01, 2023	\$167,539,380	228
Wednesday, May 31, 2023	\$247,839,076	431
Tuesday, May 30, 2023	\$177,467,906	324
Monday, May 29, 2023	\$11,053,100	24
Total	\$773,900,634	1279

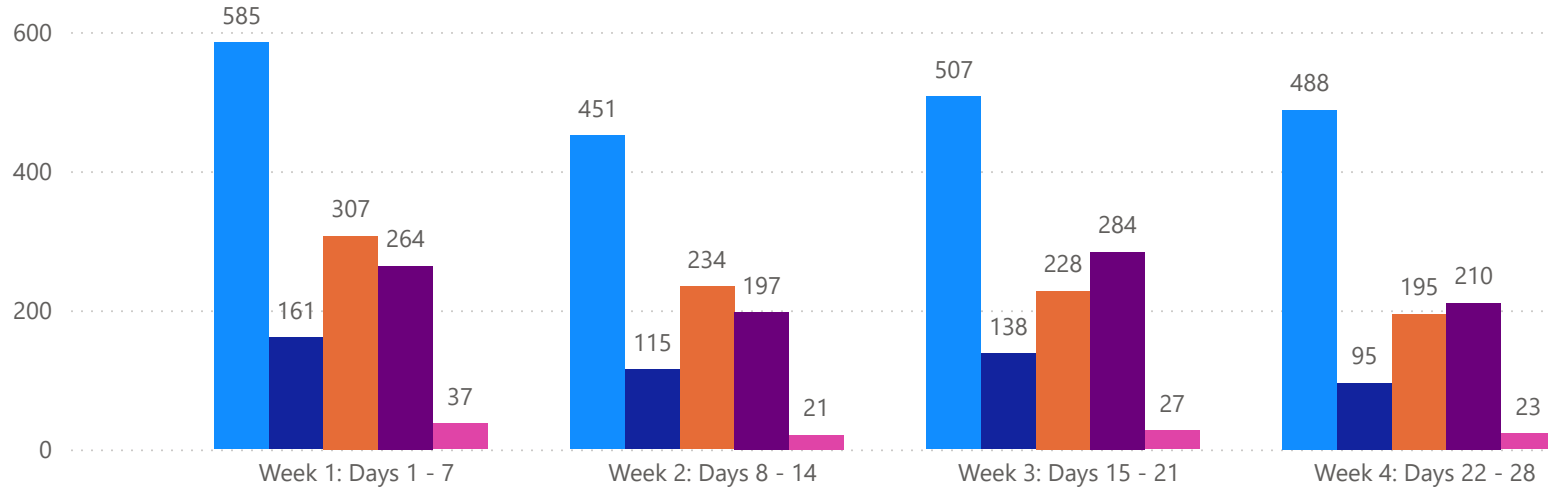


4 WEEK REAL ESTATE MARKET REPORT

TAMPA BAY - CONDO

6/4/2024

MLS Status ● Active ● Canceled ● Pending ● Sold ● Temporarily Off-Market



TOTALS

MLS Status	4 Week Total
Active	2031
Canceled	509
Pending	964
Sold	955
Temporarily Off-Market	108

DAILY MARKET CHANGE

Category	Sum of Total
Back on the Market	14
New Listings	47
Price Decrease	87
Price Increase	5

*Back on Market can be from these sources - Pending, Temp Off Market, Cancelled and Expired Listing)

7 DAY SOLD COMPARISON

Closed Prior Year	Volume	Count
Tuesday, June 04, 2024	\$3,932,624	12
Monday, June 03, 2024	\$19,851,449	38
Saturday, June 01, 2024	\$200,000	1
Friday, May 31, 2024	\$59,061,297	120
Thursday, May 30, 2024	\$29,415,797	55
Wednesday, May 29, 2024	\$15,345,200	38
Total	\$127,806,367	264

Closed Prior Year	Volume	Count
Sunday, June 04, 2023	\$950,000	1
Saturday, June 03, 2023	\$230,000	1
Friday, June 02, 2023	\$32,217,950	74
Thursday, June 01, 2023	\$21,662,752	58
Wednesday, May 31, 2023	\$50,951,653	110
Tuesday, May 30, 2023	\$26,313,696	70
Monday, May 29, 2023	\$1,277,000	3
Total	\$133,603,051	317

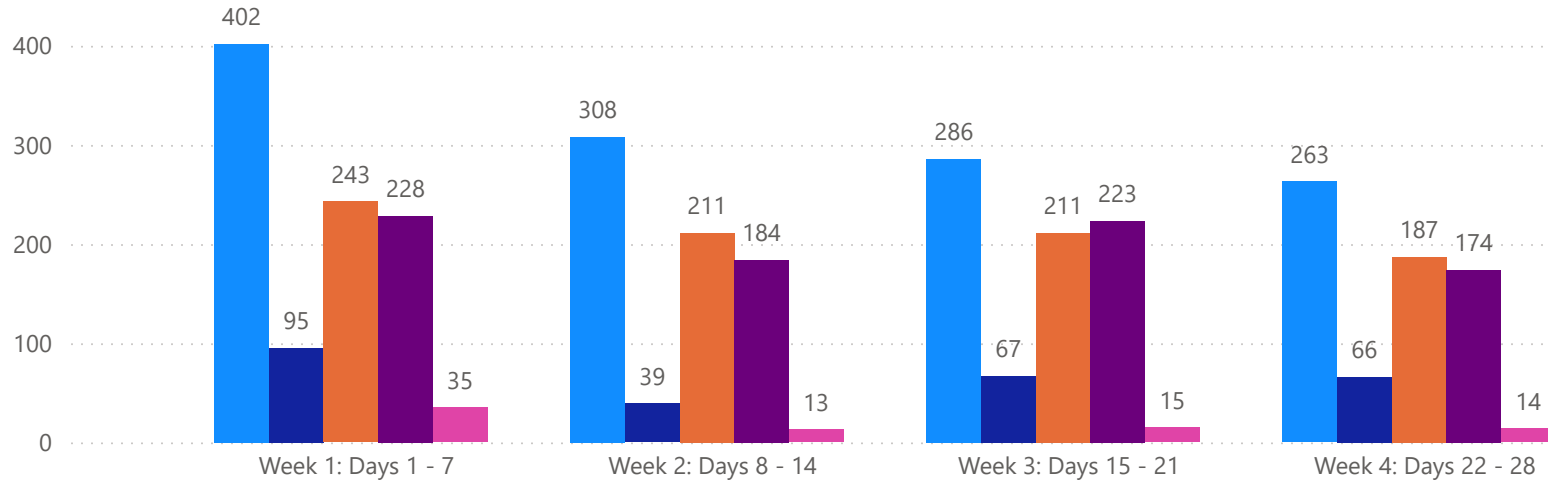


4 WEEK REAL ESTATE MARKET REPORT

PINELLAS COUNTY - SINGLE FAMILY HOME

6/4/2024

MLS Status ● Active ● Canceled ● Pending ● Sold ● Temporarily Off-Market



TOTALS

MLS Status	4 Week Total
Active	1259
Canceled	267
Pending	852
Sold	809
Temporarily Off-Market	77

DAILY MARKET CHANGE

Category	Sum of Pinellas
Back on the Market	13
New Listings	33
Price Decrease	61
Price Increase	3

*Back on Market can be from these sources - Pending, Temp Off Market, Cancelled and Expired Listing)

7 DAY SOLD COMPARISON

Closed Prior Year	Volume	Count
Tuesday, June 04, 2024	\$8,355,600	14
Monday, June 03, 2024	\$35,450,800	40
Friday, May 31, 2024	\$63,589,231	92
Thursday, May 30, 2024	\$32,226,932	52
Wednesday, May 29, 2024	\$18,266,501	30
Total	\$157,889,064	228

Closed Prior Year	Volume	Count
Sunday, June 04, 2023	\$1,160,000	2
Saturday, June 03, 2023	\$545,000	1
Friday, June 02, 2023	\$35,247,137	51
Thursday, June 01, 2023	\$27,054,700	33
Wednesday, May 31, 2023	\$36,765,489	63
Tuesday, May 30, 2023	\$34,449,100	60
Monday, May 29, 2023	\$2,310,900	4
Total	\$137,532,326	214

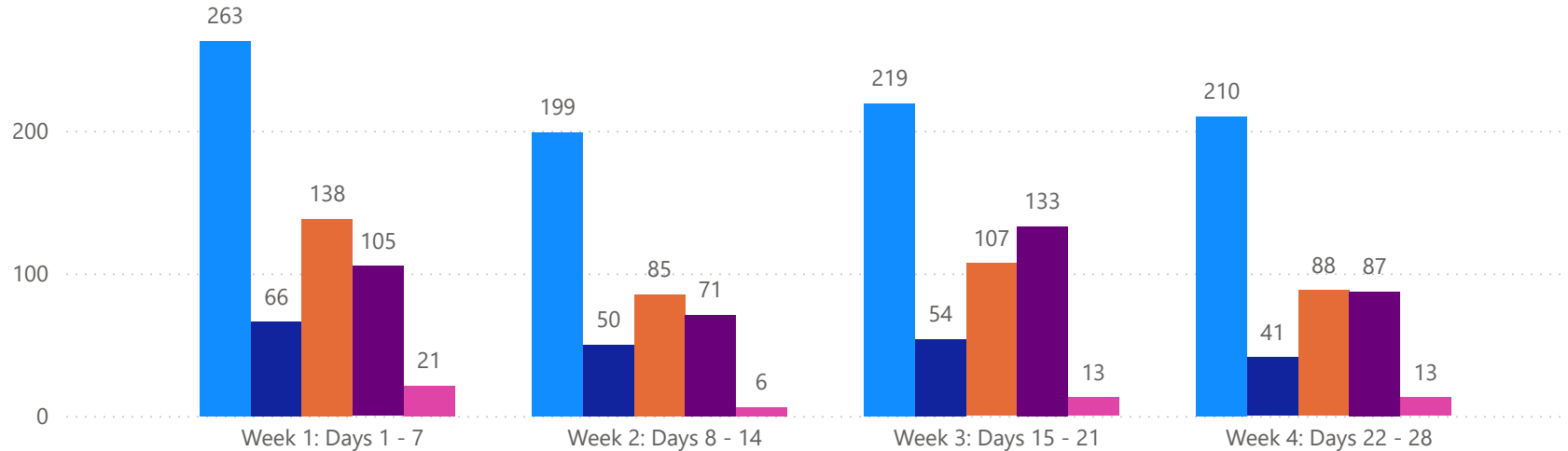


4 WEEK REAL ESTATE MARKET REPORT

PINELLAS COUNTY - CONDO

6/4/2024

MLSStatus ● Active ● Canceled ● Pending ● Sold ● Temporarily Off-Market



TOTALS

MLS Status	4 Week Total
Active	891
Canceled	211
Pending	418
Sold	396
Temporarily Off-Market	53

DAILY MARKET CHANGE

Category	Sum of Pinellas
Back on the Market	9
New Listings	24
Price Decrease	46
Price Increase	2

*Back on Market can be from these sources - Pending, Temp Off Market, Cancelled and Expired Listing)

7 DAY SOLD COMPARISON

Closed Prior Year	Volume	Count
Tuesday, June 04, 2024	\$1,381,000	5
Monday, June 03, 2024	\$9,852,000	16
Friday, May 31, 2024	\$18,672,550	50
Thursday, May 30, 2024	\$5,922,200	19
Wednesday, May 29, 2024	\$5,495,300	15
Total	\$41,323,050	105

Closed Prior Year	Volume	Count
Friday, June 02, 2023	\$13,981,300	36
Thursday, June 01, 2023	\$8,413,300	24
Wednesday, May 31, 2023	\$22,609,900	45
Tuesday, May 30, 2023	\$13,366,200	31
Monday, May 29, 2023	\$777,000	2
Total	\$59,147,700	138

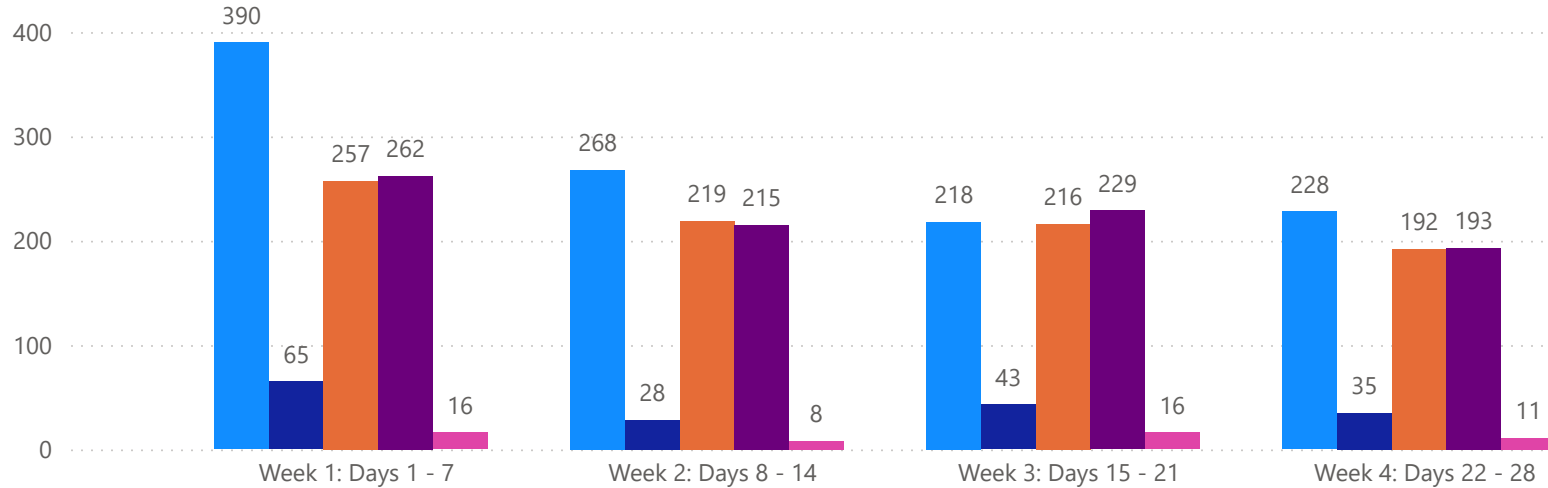


4 WEEK REAL ESTATE MARKET REPORT

PASCO COUNTY - SINGLE FAMILY HOME

6/4/2024

MLS Status ● Active ● Canceled ● Pending ● Sold ● Temporarily Off-Market



TOTALS

MLS Status	4 Week Total
Active	1104
Canceled	171
Pending	884
Sold	899
Temporarily Off-Market	51

DAILY MARKET CHANGE

Category	Sum of Pasco
Back on the Market	19
New Listings	36
Price Decrease	56
Price Increase	5

*Back on Market can be from these sources - Pending, Temp Off Market, Cancelled and Expired Listing)

7 DAY SOLD COMPARISON

Closed Prior Year	Volume	Count
Tuesday, June 04, 2024	\$12,120,800	24
Monday, June 03, 2024	\$10,782,150	24
Saturday, June 01, 2024	\$550,000	1
Friday, May 31, 2024	\$43,583,787	101
Thursday, May 30, 2024	\$30,886,945	70
Wednesday, May 29, 2024	\$18,264,249	42
Total	\$116,187,931	262

Closed Prior Year	Volume	Count
Sunday, June 04, 2023	\$697,980	2
Saturday, June 03, 2023	\$657,000	2
Friday, June 02, 2023	\$15,207,719	35
Thursday, June 01, 2023	\$25,604,719	55
Wednesday, May 31, 2023	\$39,117,714	86
Tuesday, May 30, 2023	\$26,195,881	61
Monday, May 29, 2023	\$774,900	2
Total	\$108,255,913	243

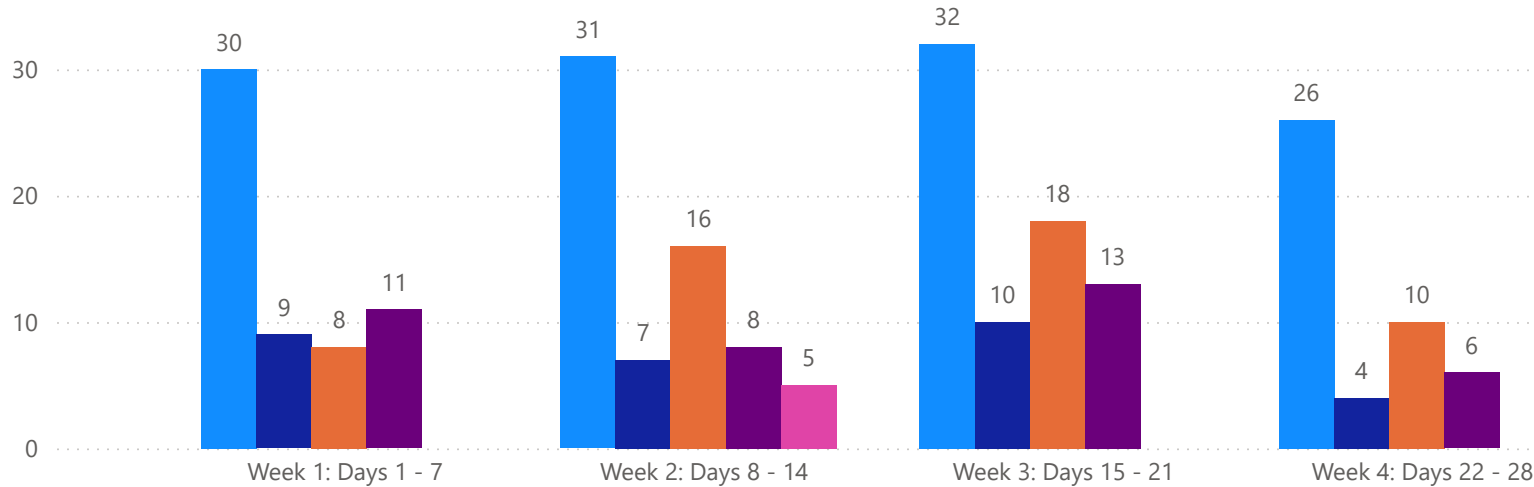


4 WEEK REAL ESTATE MARKET REPORT

PASCO COUNTY - CONDO

6/4/2024

MLS Status ● Active ● Canceled ● Pending ● Sold ● Temporarily Off-Market



TOTALS

MLS Status	4 Week Total
Active	119
Canceled	30
Pending	52
Sold	38
Temporarily Off-Market	5

DAILY MARKET CHANGE

Category	Sum of Pasco
Back on the Market	0
New Listings	3
Price Decrease	4
Price Increase	0

*Back on Market can be from these sources - Pending, Temp Off Market, Cancelled and Expired Listing)

7 DAY SOLD COMPARISON

Closed Prior Year	Volume	Count
Monday, June 03, 2024	\$609,900	2
Friday, May 31, 2024	\$250,000	2
Thursday, May 30, 2024	\$1,215,000	5
Wednesday, May 29, 2024	\$460,000	2
Total	\$2,534,900	11

Closed Prior Year	Volume	Count
Friday, June 02, 2023	\$436,000	3
Wednesday, May 31, 2023	\$514,000	4
Tuesday, May 30, 2023	\$715,000	4
Total	\$1,665,000	11

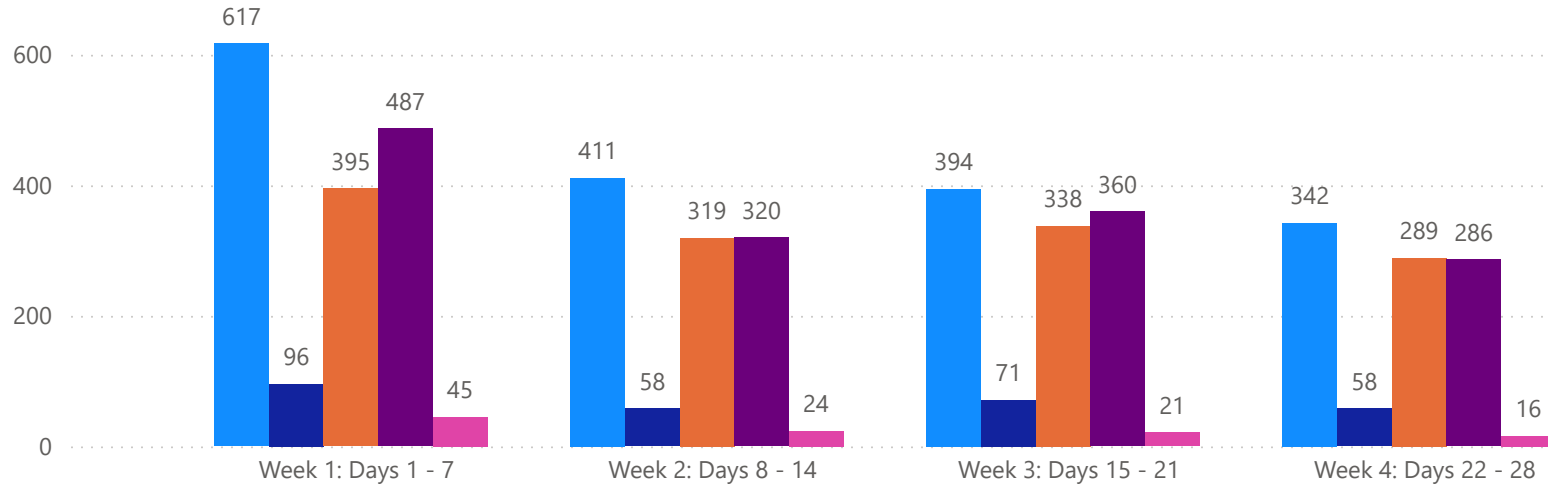


4 WEEK REAL ESTATE MARKET REPORT

HILLSBOROUGH COUNTY - SINGLE FAMILY HOME

6/4/2024

MLS Status ● Active ● Canceled ● Pending ● Sold ● Temporarily Off-Market



TOTALS

MLS Status	4 Week Total
Active	1764
Canceled	283
Pending	1341
Sold	1453
Temporarily Off-Market	106

DAILY MARKET CHANGE

Category	Sum of Hillsborough	*Back on Market can be from these sources - Pending, Temp Off Market, Cancelled and Expired Listing)
Back on the Market	2	
New Listings	5	
Price Decrease	9	
Price Increase		

7 DAY SOLD COMPARISON

Closed Prior Year	Volume	Count
Tuesday, June 04, 2024	\$18,376,285	33
Monday, June 03, 2024	\$34,852,098	58
Saturday, June 01, 2024	\$462,000	1
Friday, May 31, 2024	\$110,256,686	192
Thursday, May 30, 2024	\$69,194,653	120
Wednesday, May 29, 2024	\$41,785,394	83
Total	\$274,927,116	487

Closed Prior Year	Volume	Count
Sunday, June 04, 2023	\$1,548,535	4
Saturday, June 03, 2023	\$400,000	1
Friday, June 02, 2023	\$44,090,181	86
Thursday, June 01, 2023	\$46,861,107	79
Wednesday, May 31, 2023	\$74,529,330	130
Tuesday, May 30, 2023	\$49,197,399	98
Monday, May 29, 2023	\$4,574,000	11
Total	\$221,200,552	409

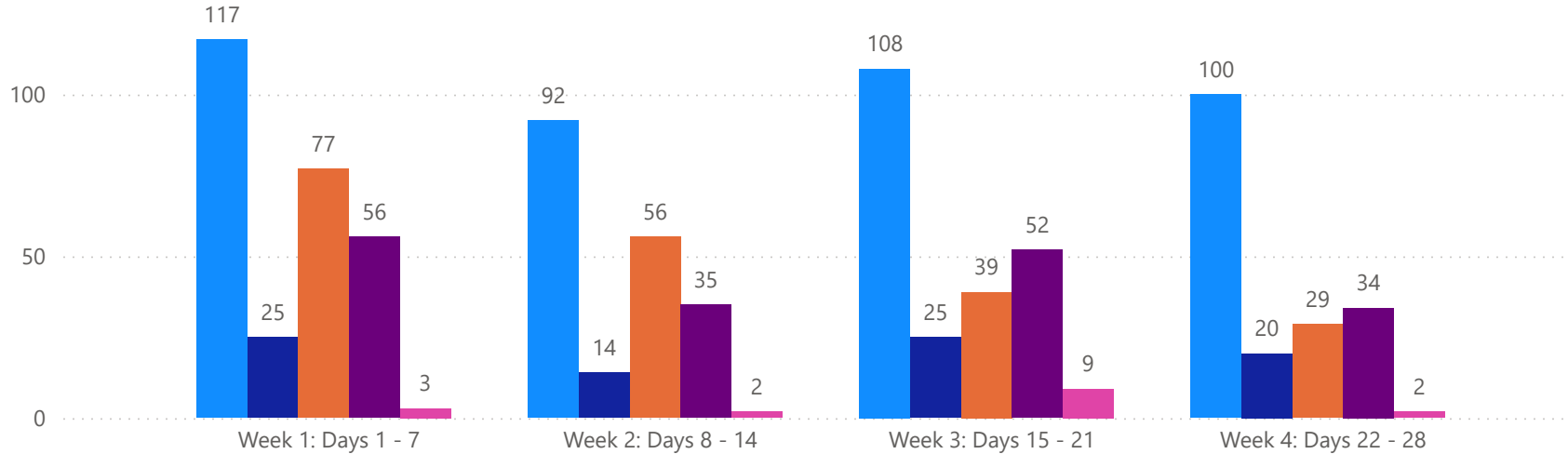


4 WEEK REAL ESTATE MARKET REPORT

HILLSBOROUGH COUNTY - CONDO

6/4/2024

MLS Status ● Active ● Canceled ● Pending ● Sold ● Temporarily Off-Market



TOTALS

MLS Status	4 Week Total
Active	417
Canceled	84
Pending	201
Sold	177
Temporarily Off-Market	16

DAILY MARKET CHANGE

Category	Sum of Hillsborough	*Back on Market can be from these sources - Pending, Temp Off Market, Cancelled and Expired Listing)
Back on the Market		
New Listings		
Price Decrease	1	
Price Increase		

7 DAY SOLD COMPARISON

Closed Prior Year	Volume	Count
Tuesday, June 04, 2024	\$240,000	1
Monday, June 03, 2024	\$4,701,999	8
Friday, May 31, 2024	\$14,125,900	25
Thursday, May 30, 2024	\$10,594,400	15
Wednesday, May 29, 2024	\$2,322,900	7
Total	\$31,985,199	56

Closed Prior Year	Volume	Count
Saturday, June 03, 2023	\$230,000	1
Friday, June 02, 2023	\$5,541,250	14
Thursday, June 01, 2023	\$3,441,000	12
Wednesday, May 31, 2023	\$11,259,558	24
Tuesday, May 30, 2023	\$3,051,800	10
Total	\$23,523,608	61

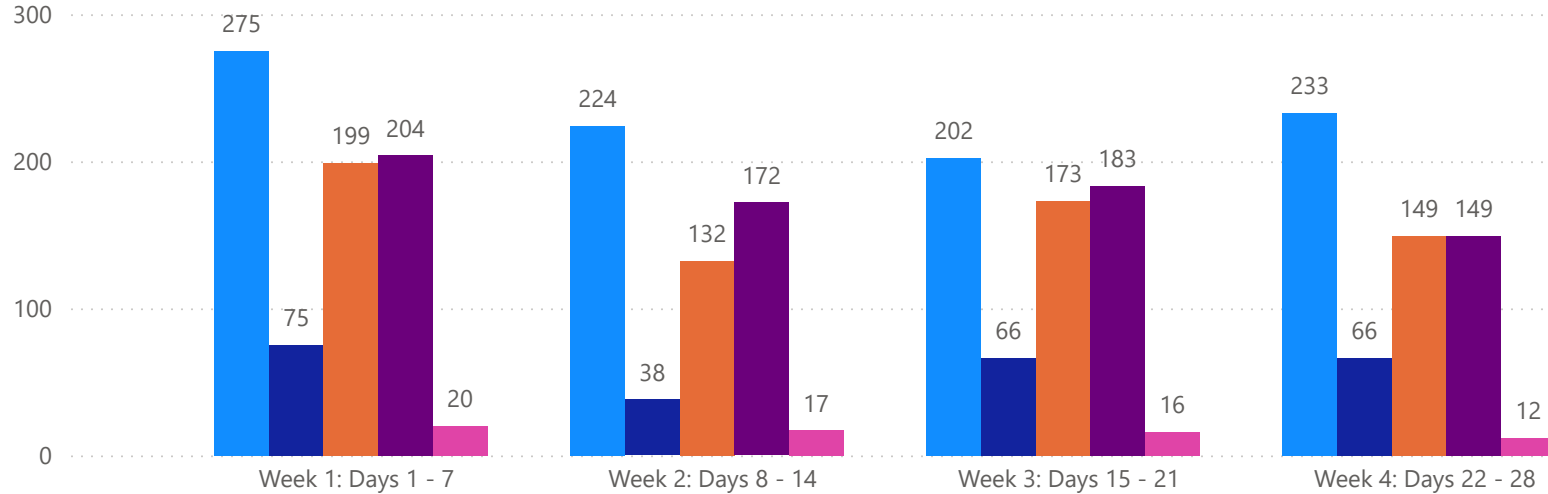


4 WEEK REAL ESTATE MARKET REPORT

SARASOTA COUNTY - SINGLE FAMILY HOME

6/4/2024

MLS Status ● Active ● Canceled ● Pending ● Sold ● Temporarily Off-Market



TOTALS

MLS Status	4 Week Total
Active	934
Canceled	245
Pending	653
Sold	708
Temporarily Off-Market	65

DAILY MARKET CHANGE

Category	Sum of Sarasota
Back on the Market	10
New Listings	20
Price Decrease	68
Price Increase	1

*Back on Market can be from these sources - Pending, Temp Off Market, Cancelled and Expired Listing)

7 DAY SOLD COMPARISON

Closed Prior Year	Volume	Count
Tuesday, June 04, 2024	\$9,232,000	13
Monday, June 03, 2024	\$13,303,000	18
Saturday, June 01, 2024	\$2,123,530	3
Friday, May 31, 2024	\$61,410,054	82
Thursday, May 30, 2024	\$34,969,906	59
Wednesday, May 29, 2024	\$18,831,139	29
Total	\$139,869,629	204

Closed Prior Year	Volume	Count
Friday, June 02, 2023	\$39,553,171	43
Thursday, June 01, 2023	\$47,998,764	37
Wednesday, May 31, 2023	\$53,065,754	78
Tuesday, May 30, 2023	\$45,348,806	65
Monday, May 29, 2023	\$1,066,300	2
Total	\$187,032,795	225

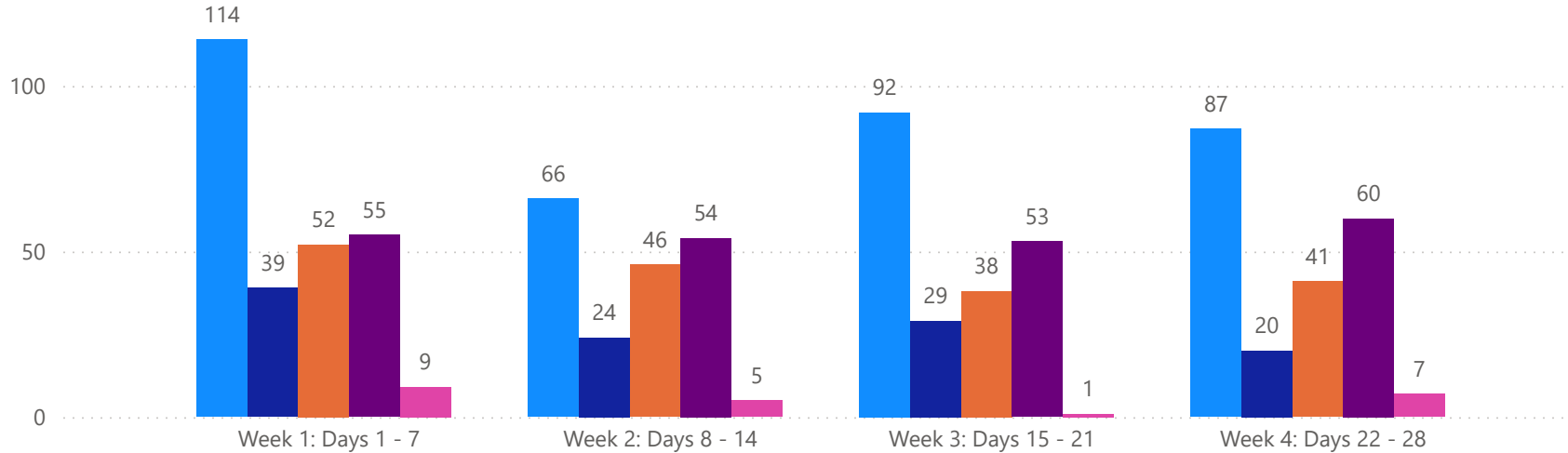


4 WEEK REAL ESTATE MARKET REPORT

SARASOTA COUNTY - CONDO

6/4/2024

MLS Status ● Active ● Canceled ● Pending ● Sold ● Temporarily Off-Market



TOTALS

MLS Status	4 Week Total
Active	359
Canceled	112
Pending	177
Sold	222
Temporarily Off-Market	22

DAILY MARKET CHANGE

Category	Sum of Sarasota
Back on the Market	0
New Listings	7
Price Decrease	17
Price Increase	0

*Back on Market can be from these sources - Pending, Temp Off Market, Cancelled and Expired Listing)

7 DAY SOLD COMPARISON

Closed Prior Year	Volume	Count
Tuesday, June 04, 2024	\$2,021,624	5
Monday, June 03, 2024	\$1,848,550	6
Friday, May 31, 2024	\$18,260,250	21
Thursday, May 30, 2024	\$8,603,197	11
Wednesday, May 29, 2024	\$6,563,000	12
Total	\$37,296,621	55

Closed Prior Year	Volume	Count
Sunday, June 04, 2023	\$950,000	1
Friday, June 02, 2023	\$9,223,000	13
Thursday, June 01, 2023	\$7,413,552	16
Wednesday, May 31, 2023	\$8,027,695	15
Tuesday, May 30, 2023	\$6,216,196	16
Total	\$31,830,443	61

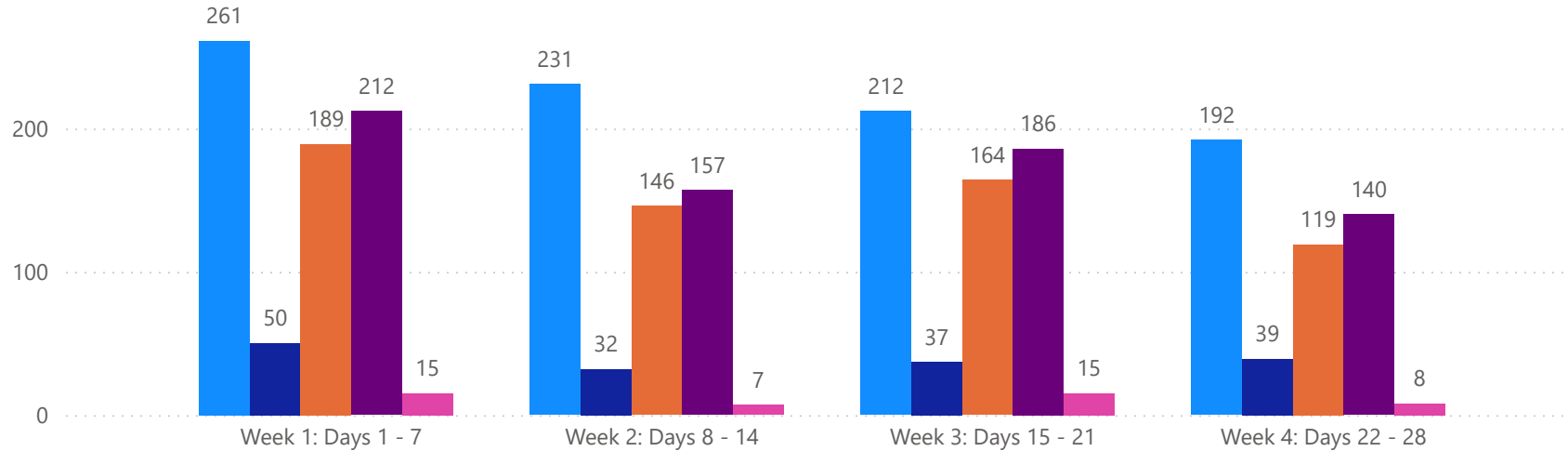


4 WEEK REAL ESTATE MARKET REPORT

MANATEE COUNTY - SINGLE FAMILY HOME

6/4/2024

MLS Status ● Active ● Canceled ● Pending ● Sold ● Temporarily Off-Market



TOTALS

MLS Status	4 Week Total
Active	896
Canceled	158
Pending	618
Sold	695
Temporarily Off-Market	45

DAILY MARKET CHANGE

Category	Sum of Manatee
Back on the Market	10
New Listings	26
Price Decrease	49
Price Increase	4

*Back on Market can be from these sources - Pending, Temp Off Market, Cancelled and Expired Listing)

7 DAY SOLD COMPARISON

Closed Prior Year	Volume	Count
Tuesday, June 04, 2024	\$11,987,705	13
Monday, June 03, 2024	\$21,043,413	20
Saturday, June 01, 2024	\$2,737,483	5
Friday, May 31, 2024	\$56,107,220	72
Thursday, May 30, 2024	\$38,145,502	51
Wednesday, May 29, 2024	\$27,261,765	51
Total	\$157,283,088	212

Closed Prior Year	Volume	Count
Saturday, June 03, 2023	\$769,175	2
Friday, June 02, 2023	\$30,125,274	43
Thursday, June 01, 2023	\$20,020,090	24
Wednesday, May 31, 2023	\$44,360,789	74
Tuesday, May 30, 2023	\$22,276,720	40
Monday, May 29, 2023	\$2,327,000	5
Total	\$119,879,048	188

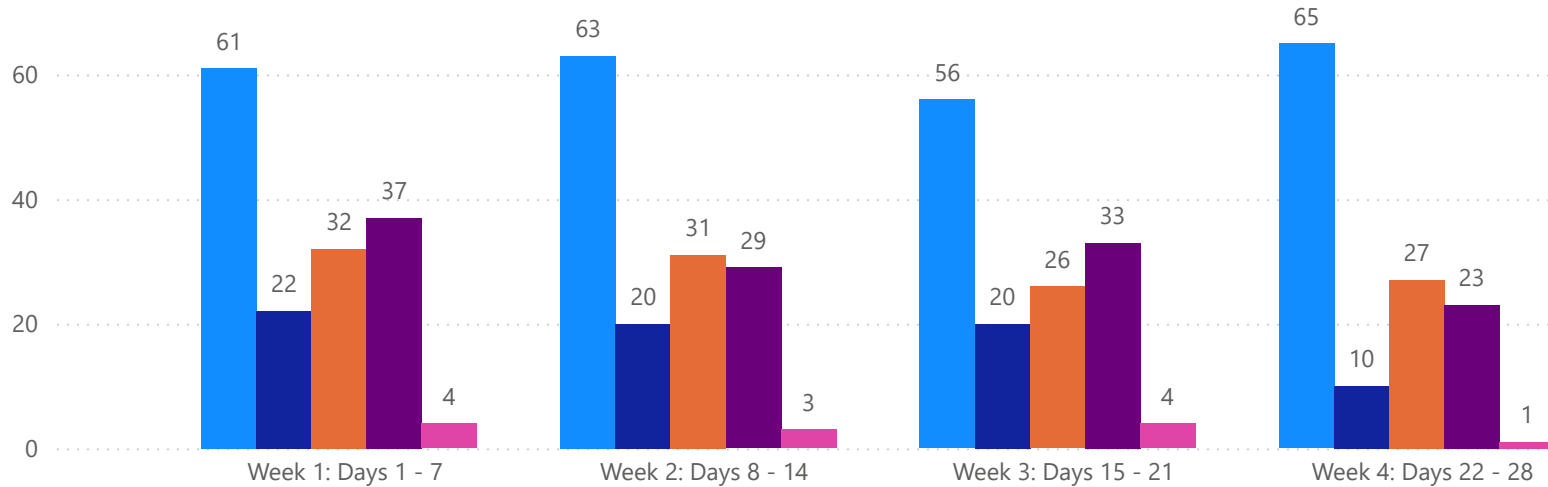


4 WEEK REAL ESTATE MARKET REPORT

MANATEE COUNTY - CONDO

6/4/2024

MLS Status ● Active ● Canceled ● Pending ● Sold ● Temporarily Off-Market



TOTALS

MLS Status	4 Week Total
Active	245
Canceled	72
Pending	116
Sold	122
Temporarily Off-Market	12

DAILY MARKET CHANGE

Category	Sum of Manatee
Back on the Market	2
New Listings	7
Price Decrease	8
Price Increase	2

*Back on Market can be from these sources - Pending, Temp Off Market, Cancelled and Expired Listing)

7 DAY SOLD COMPARISON

Closed Prior Year	Volume	Count
Tuesday, June 04, 2024	\$290,000	1
Monday, June 03, 2024	\$2,839,000	6
Saturday, June 01, 2024	\$200,000	1
Friday, May 31, 2024	\$7,752,597	22
Thursday, May 30, 2024	\$3,081,000	5
Wednesday, May 29, 2024	\$504,000	2
Total	\$14,666,597	37

Closed Prior Year	Volume	Count
Friday, June 02, 2023	\$3,036,400	8
Thursday, June 01, 2023	\$2,394,900	6
Wednesday, May 31, 2023	\$8,540,500	22
Tuesday, May 30, 2023	\$2,964,500	9
Monday, May 29, 2023	\$500,000	1
Total	\$17,436,300	46

