



# 4 WEEK REAL ESTATE MARKET REPORT

Sunday, June 9, 2024

*As of: Monday, June 10, 2024*

- 1 Report Breakdown
- 2 Cumulative Tampa Bay Report - Single Family Home
- 3 Cumulative Tampa Bay Report - Condominium
- 4 Pinellas County - Single Family Home
- 5 Pinellas County - Condominium
- 6 Pasco County - Single Family Home
- 7 Pasco County - Condominium
- 8 Hillsborough County - Single Family Home
- 9 Hillsborough County - Condominium
- 10 Sarasota County - Single Family Home
- 11 Sarasota County - Condominium
- 12 Manatee County - Single Family Home
- 13 Manatee County - Condominium



# 4 WEEK REAL ESTATE MARKET REPORT

## REPORT BREAKDOWN

Sunday, June 9, 2024

as of: 6/10/2024

Day 1	Sunday, June 9, 2024
Day 2	Saturday, June 8, 2024
Day 3	Friday, June 7, 2024
Day 4	Thursday, June 6, 2024
#####	Wednesday, June 5, 2024
Day 6	Tuesday, June 4, 2024
Day 7	Monday, June 3, 2024
Day 8	Sunday, June 2, 2024
Day 9	Saturday, June 1, 2024
Day 10	Friday, May 31, 2024
Day 11	Thursday, May 30, 2024
Day 12	Wednesday, May 29, 2024
Day 13	Tuesday, May 28, 2024
Day 14	Monday, May 27, 2024
Day 15	Sunday, May 26, 2024
Day 16	Saturday, May 25, 2024
Day 17	Friday, May 24, 2024
Day 18	Thursday, May 23, 2024
Day 19	Wednesday, May 22, 2024
Day 20	Tuesday, May 21, 2024
Day 21	Monday, May 20, 2024
Day 22	Sunday, May 19, 2024
Day 23	Saturday, May 18, 2024
Day 24	Friday, May 17, 2024
Day 25	Thursday, May 16, 2024
Day 26	Wednesday, May 15, 2024
Day 27	Tuesday, May 14, 2024
Day 28	Monday, May 13, 2024

### REPORT BREAKDOWN

#### GRAPH:

Active - Newly listed during the date range

Pending - Status changed to 'pending' during the date range

Sold - Closed during the date range

Canceled - Canceled during the date range

Temp off Market - Status changed to 'temp' off market' during the date range

The date ranges are not cumulative.

Day 1: Sunday, June 9, 2024

Day 28: Monday, May 13, 2024

#### TOTALS:

4 Weeks: The summation of each date range (Day 1 - Day 28)

#### Market Changes

Day 1's New Listings, Price Increase, Price Decreases and Back on Market

Manatee County - Single Family Home

#### 7 Day Sold Comparison

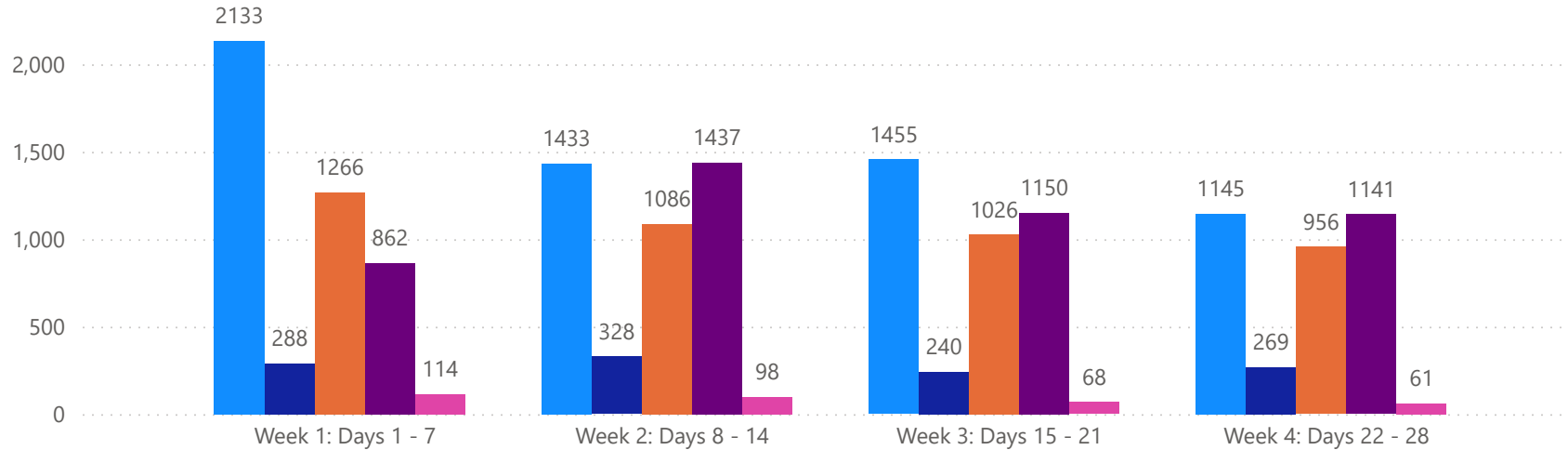
Compares the sold amount and volume in the last 7 days against the same timeframe in the prior year and days 8 - days 14.

# 4 WEEK REAL ESTATE MARKET REPORT

## TAMPA BAY - SINGLE FAMILY HOME

### 6/9/2024

MLS Status ● Active ● Canceled ● Pending ● Sold ● Temporarily Off-Market



### TOTALS

MLS Status	4 Week Total
Active	6166
Canceled	1125
Pending	4334
Sold	4590
Temporarily Off-Market	341

### DAILY MARKET CHANGE

Category	Sum of Total
Back on the Market	21
New Listings	89
Price Decrease	138
Price Increase	27

\*Back on Market can be from these sources - Pending, Temp Off Market, Cancelled and Expired Listing)

### 7 DAY SOLD COMPARISON

Closed Prior Year	Volume	Count
Friday, June 07, 2024	\$139,983,619	214
Thursday, June 06, 2024	\$74,496,321	130
Wednesday, June 05, 2024	\$91,490,415	141
Tuesday, June 04, 2024	\$94,524,718	163
Monday, June 03, 2024	\$152,678,123	214
<b>Total</b>	<b>\$553,173,196</b>	<b>862</b>

Closed Prior Year	Volume	Count
Friday, June 09, 2023	\$195,659,739	331
Thursday, June 08, 2023	\$95,446,086	162
Wednesday, June 07, 2023	\$96,479,685	154
Tuesday, June 06, 2023	\$75,512,105	133
Monday, June 05, 2023	\$128,692,925	215
Sunday, June 04, 2023	\$3,406,515	8
Saturday, June 03, 2023	\$2,371,175	6
<b>Total</b>	<b>\$597,568,230</b>	<b>1009</b>

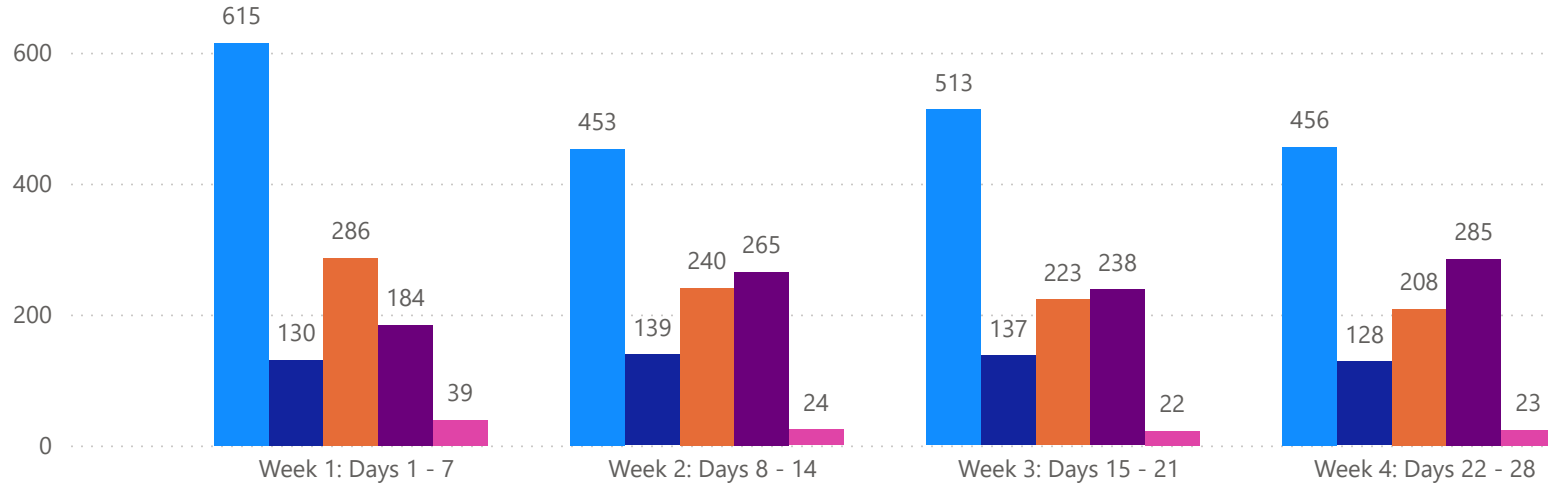


# 4 WEEK REAL ESTATE MARKET REPORT

## TAMPA BAY - CONDO

### 6/9/2024

MLS Status ● Active ● Canceled ● Pending ● Sold ● Temporarily Off-Market



### TOTALS

MLS Status	4 Week Total
Active	2037
Canceled	534
Pending	957
Sold	972
Temporarily Off-Market	108

### DAILY MARKET CHANGE

Category	Sum of Total
Back on the Market	5
New Listings	23
Price Decrease	49
Price Increase	0

\*Back on Market can be from these sources - Pending, Temp Off Market, Cancelled and Expired Listing)

### 7 DAY SOLD COMPARISON

Closed Prior Year	Volume	Count
Friday, June 07, 2024	\$25,666,250	53
Thursday, June 06, 2024	\$19,512,700	31
Wednesday, June 05, 2024	\$12,221,899	30
Tuesday, June 04, 2024	\$7,573,624	23
Monday, June 03, 2024	\$28,687,999	47
<b>Total</b>	<b>\$93,662,472</b>	<b>184</b>

Closed Prior Year	Volume	Count
Friday, June 09, 2023	\$31,687,300	69
Thursday, June 08, 2023	\$15,199,900	36
Wednesday, June 07, 2023	\$10,930,290	35
Tuesday, June 06, 2023	\$12,764,000	30
Monday, June 05, 2023	\$19,421,000	45
Sunday, June 04, 2023	\$950,000	1
Saturday, June 03, 2023	\$230,000	1
<b>Total</b>	<b>\$91,182,490</b>	<b>217</b>

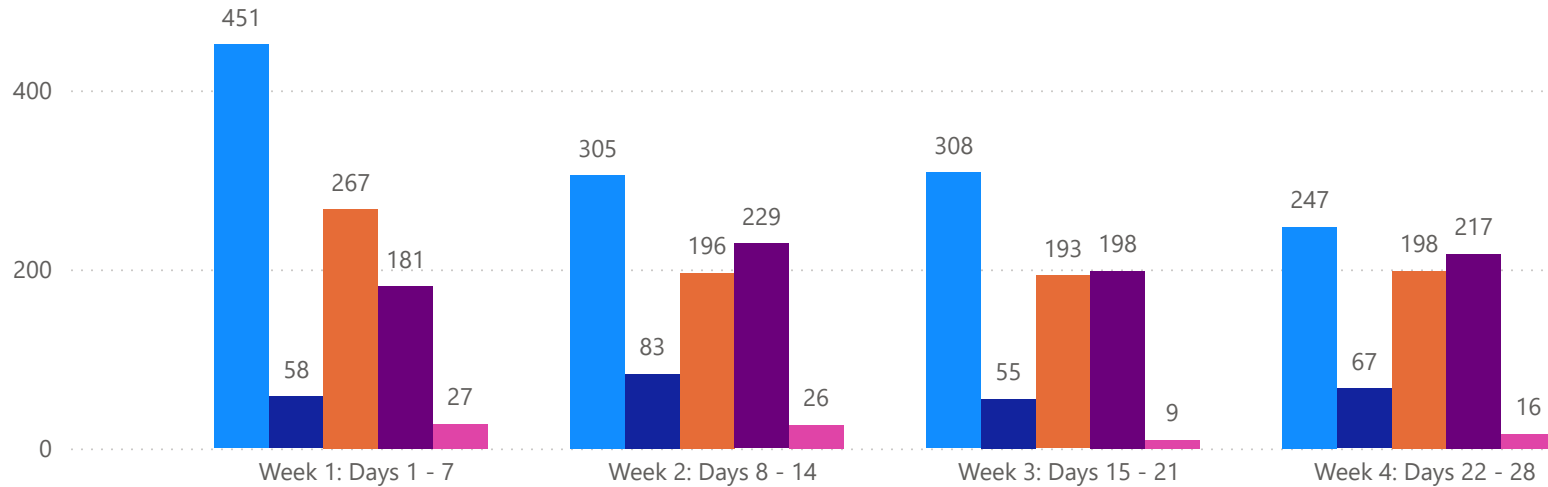


# 4 WEEK REAL ESTATE MARKET REPORT

## PINELLAS COUNTY - SINGLE FAMILY HOME

### 6/9/2024

MLSStatus ● Active ● Canceled ● Pending ● Sold ● Temporarily Off-Market



### TOTALS

MLS Status	4 Week Total
Active	1311
Canceled	263
Pending	854
Sold	825
Temporarily Off-Market	78

### DAILY MARKET CHANGE

Category	Sum of Pinellas
Back on the Market	4
New Listings	17
Price Decrease	32
Price Increase	0

\*Back on Market can be from these sources - Pending, Temp Off Market, Cancelled and Expired Listing)

### 7 DAY SOLD COMPARISON

Closed Prior Year	Volume	Count
Friday, June 07, 2024	\$25,211,870	46
Thursday, June 06, 2024	\$18,917,100	33
Wednesday, June 05, 2024	\$18,588,900	33
Tuesday, June 04, 2024	\$12,564,600	22
Monday, June 03, 2024	\$45,592,800	47
<b>Total</b>	<b>\$120,875,270</b>	<b>181</b>

Closed Prior Year	Volume	Count
Friday, June 09, 2023	\$51,751,915	73
Thursday, June 08, 2023	\$16,516,100	33
Wednesday, June 07, 2023	\$17,120,418	31
Tuesday, June 06, 2023	\$16,391,878	33
Monday, June 05, 2023	\$33,729,132	43
Sunday, June 04, 2023	\$1,160,000	2
Saturday, June 03, 2023	\$545,000	1
<b>Total</b>	<b>\$137,214,443</b>	<b>216</b>

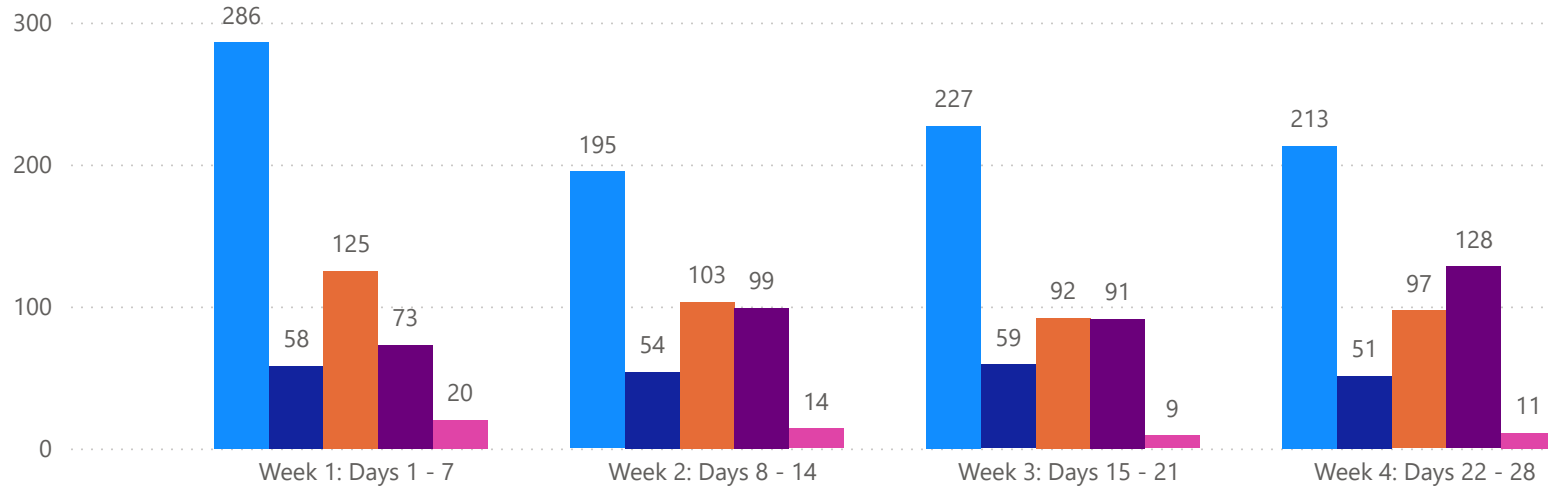


# 4 WEEK REAL ESTATE MARKET REPORT

## PINELLAS COUNTY - CONDO

### 6/9/2024

MLSStatus ● Active ● Canceled ● Pending ● Sold ● Temporarily Off-Market



### TOTALS

MLS Status	4 Week Total
Active	921
Canceled	222
Pending	417
Sold	391
Temporarily Off-Market	54

### DAILY MARKET CHANGE

Category	Sum of Pinellas
Back on the Market	0
New Listings	13
Price Decrease	20
Price Increase	0

\*Back on Market can be from these sources - Pending, Temp Off Market, Cancelled and Expired Listing)

### 7 DAY SOLD COMPARISON

Closed Prior Year	Volume	Count
Friday, June 07, 2024	\$6,149,500	22
Thursday, June 06, 2024	\$4,867,000	12
Wednesday, June 05, 2024	\$4,309,999	12
Tuesday, June 04, 2024	\$2,536,000	8
Monday, June 03, 2024	\$10,333,300	19
<b>Total</b>	<b>\$28,195,799</b>	<b>73</b>

Closed Prior Year	Volume	Count
Friday, June 09, 2023	\$12,388,500	33
Thursday, June 08, 2023	\$3,833,400	12
Wednesday, June 07, 2023	\$5,075,100	18
Tuesday, June 06, 2023	\$4,708,500	13
Monday, June 05, 2023	\$12,392,500	27
<b>Total</b>	<b>\$38,398,000</b>	<b>103</b>

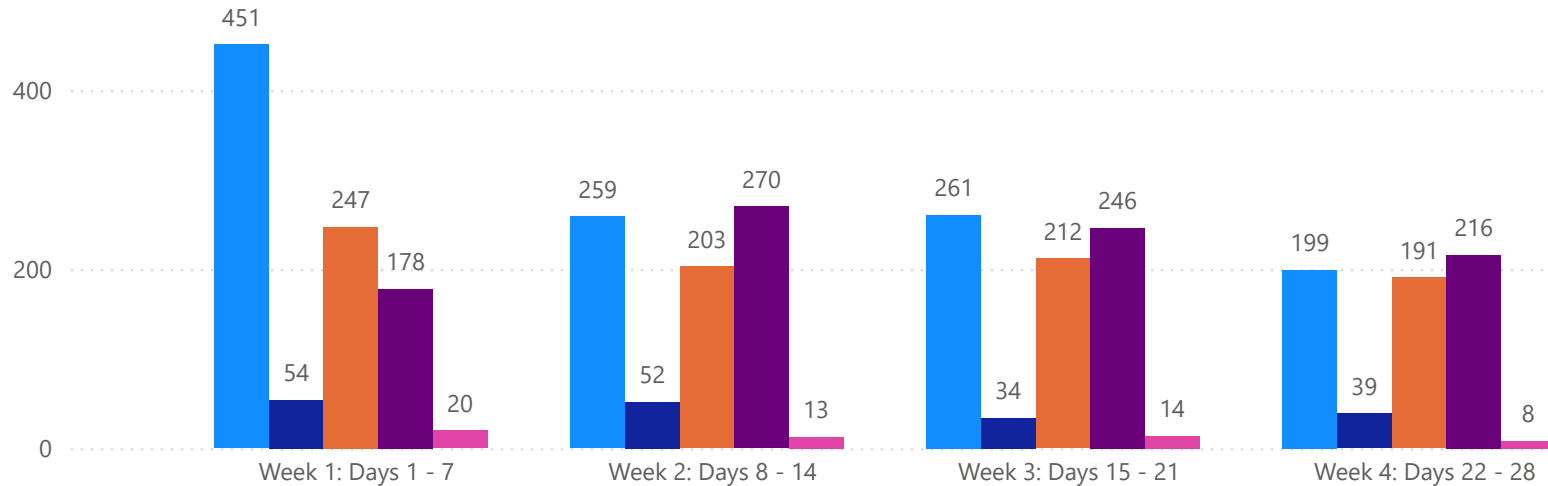


# 4 WEEK REAL ESTATE MARKET REPORT

## PASCO COUNTY - SINGLE FAMILY HOME

### 6/9/2024

MLS Status ● Active ● Canceled ● Pending ● Sold ● Temporarily Off-Market



### TOTALS

MLS Status	4 Week Total
Active	1170
Canceled	179
Pending	853
Sold	910
Temporarily Off-Market	55

### DAILY MARKET CHANGE

Category	Sum of Pasco
Back on the Market	5
New Listings	28
Price Decrease	23
Price Increase	17

\*Back on Market can be from these sources - Pending, Temp Off Market, Cancelled and Expired Listing)

### 7 DAY SOLD COMPARISON

Closed Prior Year	Volume	Count
Friday, June 07, 2024	\$21,623,820	50
Thursday, June 06, 2024	\$13,503,800	29
Wednesday, June 05, 2024	\$11,579,115	26
Tuesday, June 04, 2024	\$16,979,745	37
Monday, June 03, 2024	\$16,539,450	36
<b>Total</b>	<b>\$80,225,930</b>	<b>178</b>

Closed Prior Year	Volume	Count
Friday, June 09, 2023	\$26,443,983	62
Thursday, June 08, 2023	\$9,711,306	25
Wednesday, June 07, 2023	\$9,324,510	26
Tuesday, June 06, 2023	\$10,251,940	23
Monday, June 05, 2023	\$16,371,456	41
Sunday, June 04, 2023	\$697,980	2
Saturday, June 03, 2023	\$657,000	2
<b>Total</b>	<b>\$73,458,175</b>	<b>181</b>

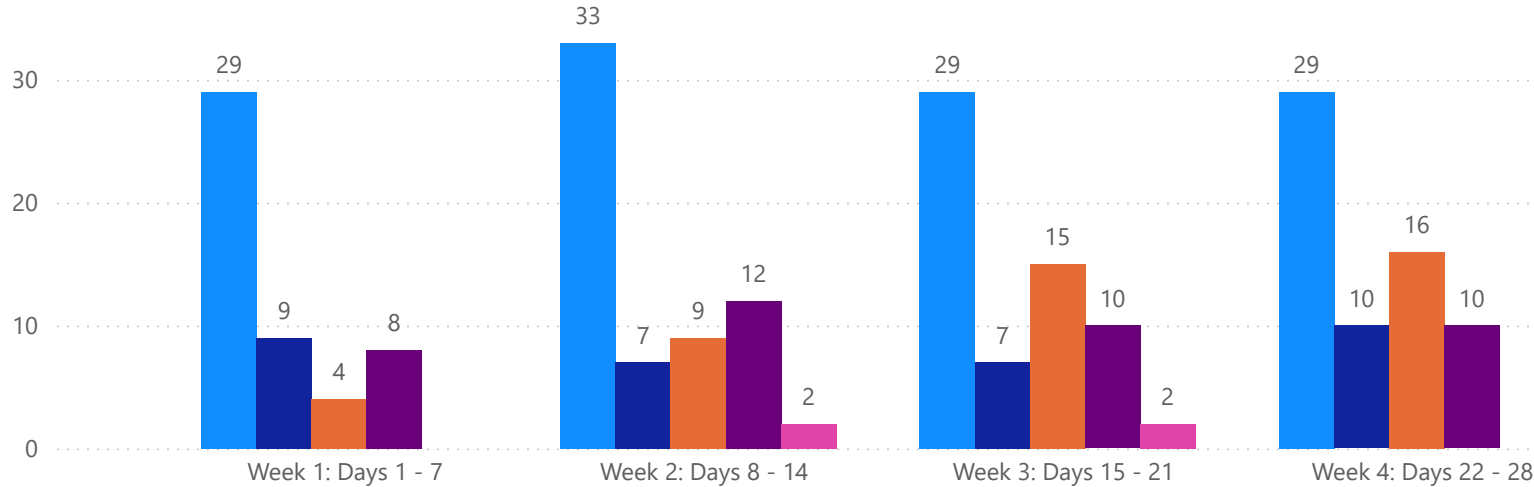


# 4 WEEK REAL ESTATE MARKET REPORT

## PASCO COUNTY - CONDO

### 6/9/2024

MLS Status ● Active ● Canceled ● Pending ● Sold ● Temporarily Off-Market



### TOTALS

MLS Status	4 Week Total
Active	120
Canceled	33
Pending	44
Sold	40
Temporarily Off-Market	4

### DAILY MARKET CHANGE

Category	Sum of Pasco
Back on the Market	0
New Listings	2
Price Decrease	5
Price Increase	0

\*Back on Market can be from these sources - Pending, Temp Off Market, Cancelled and Expired Listing)

### 7 DAY SOLD COMPARISON

Closed Prior Year	Volume	Count
Friday, June 07, 2024	\$533,000	3
Thursday, June 06, 2024	\$676,200	2
Wednesday, June 05, 2024	\$175,000	1
Monday, June 03, 2024	\$609,900	2
<b>Total</b>	<b>\$1,994,100</b>	<b>8</b>

Closed Prior Year	Volume	Count
Friday, June 09, 2023	\$388,900	2
Thursday, June 08, 2023	\$642,500	3
Wednesday, June 07, 2023	\$489,000	3
Tuesday, June 06, 2023	\$289,500	2
Monday, June 05, 2023	\$175,000	1
<b>Total</b>	<b>\$1,984,900</b>	<b>11</b>



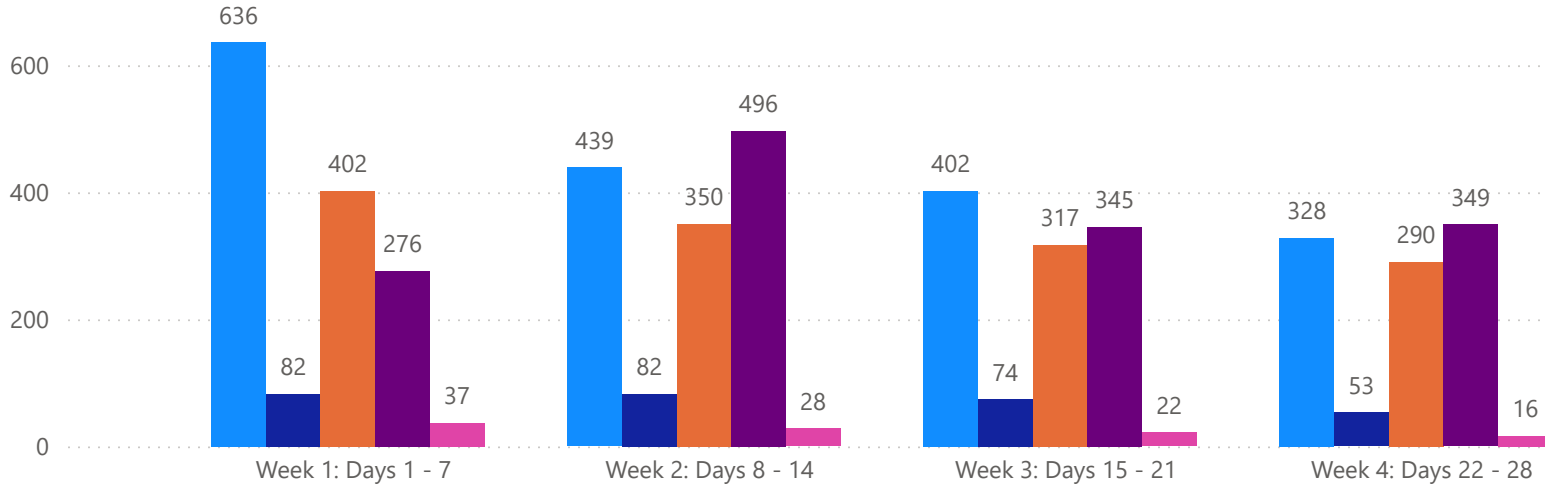


# 4 WEEK REAL ESTATE MARKET REPORT

## HILLSBOROUGH COUNTY - SINGLE FAMILY HOME

### 6/9/2024

**MLSStatus** ● Active ● Canceled ● Pending ● Sold ● Temporarily Off-Market



### TOTALS

MLS Status	4 Week Total
Active	1805
Canceled	291
Pending	1359
Sold	1466
Temporarily Off-Market	103

### DAILY MARKET CHANGE

Category	Sum of Hillsborough	*Back on Market can be from these sources - Pending, Temp Off Market, Cancelled and Expired Listing)
Back on the Market		
New Listings	1	
Price Decrease	3	
Price Increase	1	

### 7 DAY SOLD COMPARISON

Closed Prior Year	Volume	Count
Friday, June 07, 2024	\$42,427,055	65
Thursday, June 06, 2024	\$19,229,563	32
Wednesday, June 05, 2024	\$27,701,428	42
Tuesday, June 04, 2024	\$32,085,910	61
Monday, June 03, 2024	\$44,024,650	76
<b>Total</b>	<b>\$165,468,606</b>	<b>276</b>

Closed Prior Year	Volume	Count
Friday, June 09, 2023	\$57,098,865	102
Thursday, June 08, 2023	\$30,018,595	56
Wednesday, June 07, 2023	\$35,669,195	51
Tuesday, June 06, 2023	\$25,850,648	44
Monday, June 05, 2023	\$50,541,628	81
Sunday, June 04, 2023	\$1,548,535	4
Saturday, June 03, 2023	\$400,000	1
<b>Total</b>	<b>\$201,127,466</b>	<b>339</b>

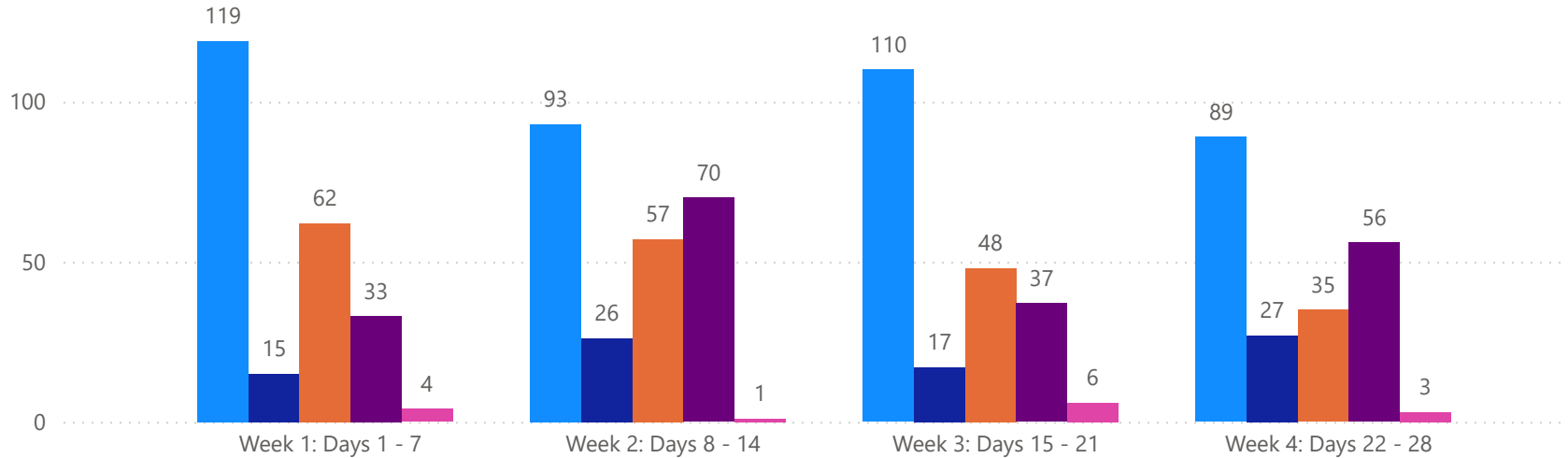


# 4 WEEK REAL ESTATE MARKET REPORT

## HILLSBOROUGH COUNTY - CONDO

### 6/9/2024

MLS Status ● Active ● Canceled ● Pending ● Sold ● Temporarily Off-Market



### TOTALS

MLS Status	4 Week Total
Active	411
Canceled	85
Pending	202
Sold	196
Temporarily Off-Market	14

### DAILY MARKET CHANGE

Category	Sum of Hillsborough	*Back on Market can be from these sources - Pending, Temp Off Market, Cancelled and Expired Listing)
Back on the Market		
New Listings		
Price Decrease		
Price Increase		

### 7 DAY SOLD COMPARISON

Closed Prior Year	Volume	Count	Closed Prior Year	Volume	Count
Friday, June 07, 2024	\$9,517,500	8	Friday, June 09, 2023	\$2,818,400	10
Thursday, June 06, 2024	\$6,149,250	5	Thursday, June 08, 2023	\$1,585,500	6
Wednesday, June 05, 2024	\$2,823,000	8	Wednesday, June 07, 2023	\$1,712,690	6
Tuesday, June 04, 2024	\$450,000	2	Tuesday, June 06, 2023	\$1,864,000	3
Monday, June 03, 2024	\$5,186,999	10	Monday, June 05, 2023	\$1,321,000	5
<b>Total</b>	<b>\$24,126,749</b>	<b>33</b>	Saturday, June 03, 2023	\$230,000	1
			<b>Total</b>	<b>\$9,531,590</b>	<b>31</b>

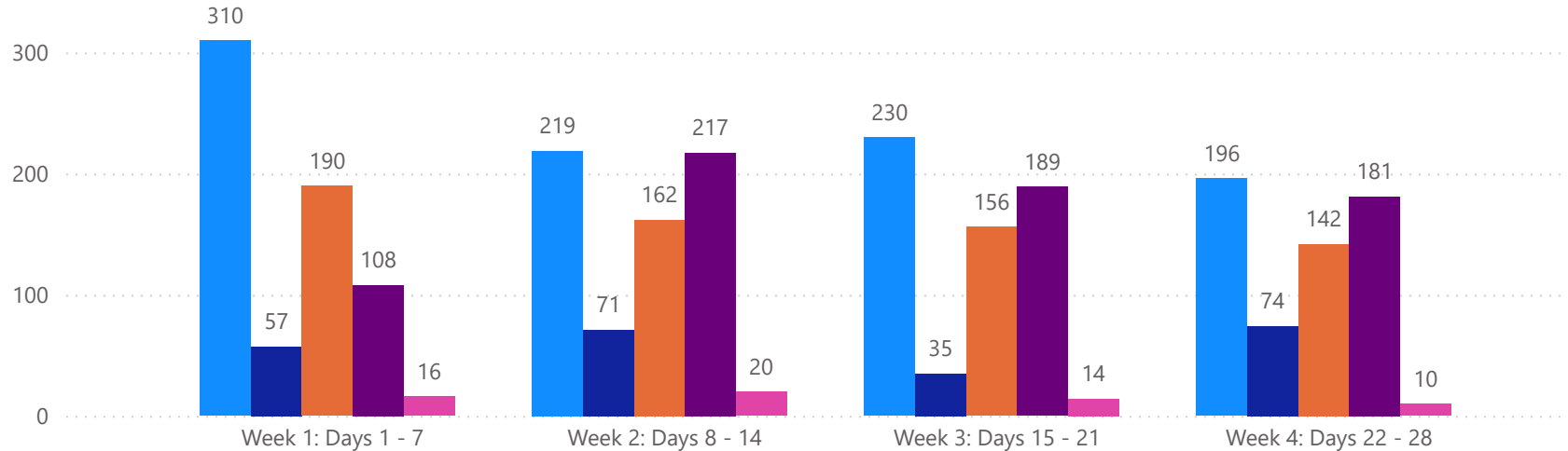


# 4 WEEK REAL ESTATE MARKET REPORT

## SARASOTA COUNTY - SINGLE FAMILY HOME

### 6/9/2024

MLS Status ● Active ● Canceled ● Pending ● Sold ● Temporarily Off-Market



### TOTALS

MLS Status	4 Week Total
Active	955
Canceled	237
Pending	650
Sold	695
Temporarily Off-Market	60

### DAILY MARKET CHANGE

Category	Sum of Sarasota
Back on the Market	4
New Listings	17
Price Decrease	30
Price Increase	0

\*Back on Market can be from these sources - Pending, Temp Off Market, Cancelled and Expired Listing)

### 7 DAY SOLD COMPARISON

Closed Prior Year	Volume	Count
Friday, June 07, 2024	\$32,876,750	29
Thursday, June 06, 2024	\$9,246,118	16
Wednesday, June 05, 2024	\$8,952,400	16
Tuesday, June 04, 2024	\$16,923,648	22
Monday, June 03, 2024	\$19,136,900	25
<b>Total</b>	<b>\$87,135,816</b>	<b>108</b>

Closed Prior Year	Volume	Count
Friday, June 09, 2023	\$34,447,524	53
Thursday, June 08, 2023	\$22,090,095	24
Wednesday, June 07, 2023	\$19,306,770	22
Tuesday, June 06, 2023	\$17,760,639	24
Monday, June 05, 2023	\$17,106,879	29
<b>Total</b>	<b>\$110,711,907</b>	<b>152</b>

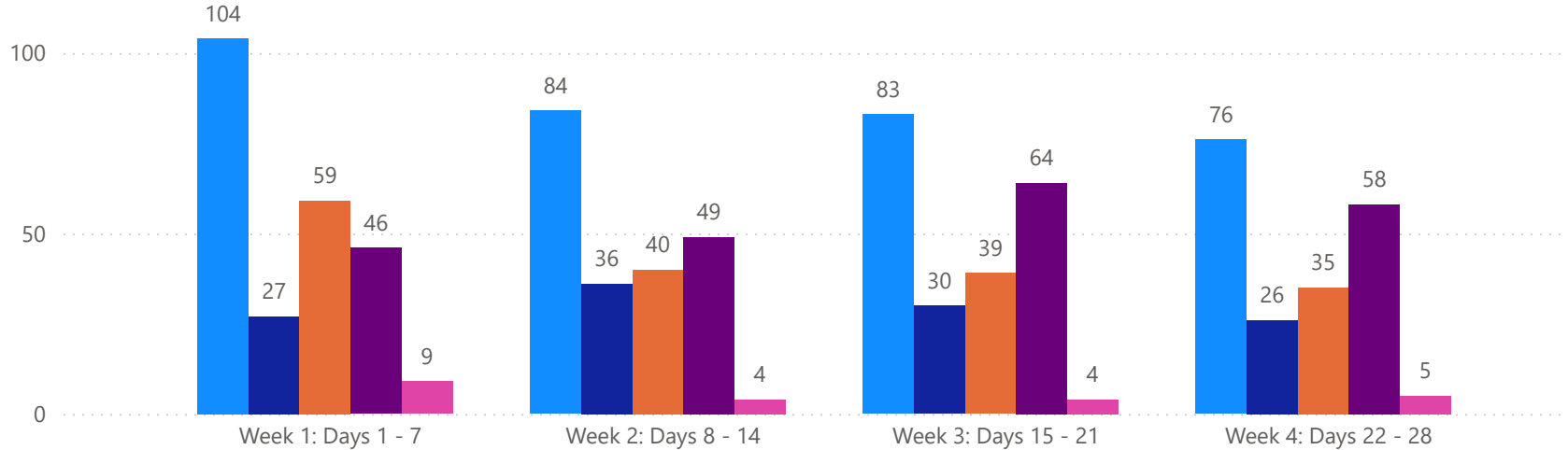


# 4 WEEK REAL ESTATE MARKET REPORT

## SARASOTA COUNTY - CONDO

### 6/9/2024

MLS Status ● Active ● Canceled ● Pending ● Sold ● Temporarily Off-Market



### TOTALS

MLS Status	4 Week Total
Active	347
Canceled	119
Pending	173
Sold	217
Temporarily Off-Market	22

### DAILY MARKET CHANGE

Category	Sum of Sarasota
Back on the Market	1
New Listings	2
Price Decrease	6
Price Increase	0

\*Back on Market can be from these sources - Pending, Temp Off Market, Cancelled and Expired Listing)

### 7 DAY SOLD COMPARISON

Closed Prior Year	Volume	Count
Friday, June 07, 2024	\$6,757,000	13
Thursday, June 06, 2024	\$7,328,250	10
Wednesday, June 05, 2024	\$3,453,900	7
Tuesday, June 04, 2024	\$2,844,624	7
Monday, June 03, 2024	\$8,856,800	9
<b>Total</b>	<b>\$29,240,574</b>	<b>46</b>

Closed Prior Year	Volume	Count
Friday, June 09, 2023	\$8,852,500	12
Thursday, June 08, 2023	\$6,434,500	9
Wednesday, June 07, 2023	\$2,375,000	3
Tuesday, June 06, 2023	\$2,216,000	4
Monday, June 05, 2023	\$4,425,000	8
Sunday, June 04, 2023	\$950,000	1
<b>Total</b>	<b>\$25,253,000</b>	<b>37</b>

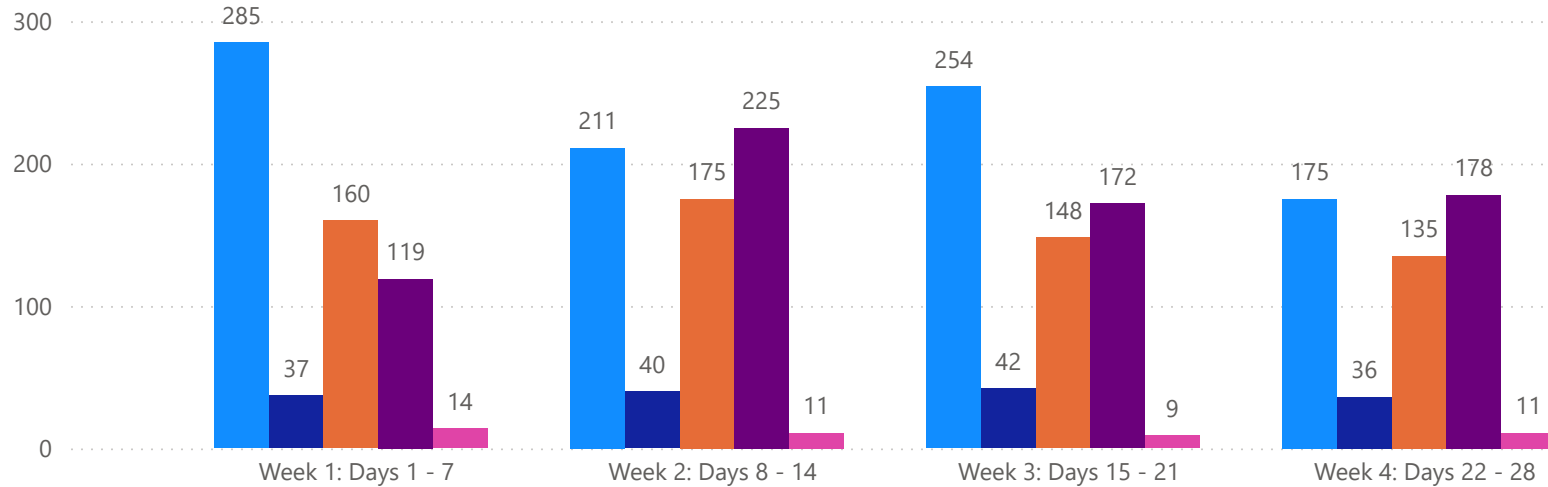


# 4 WEEK REAL ESTATE MARKET REPORT

## MANATEE COUNTY - SINGLE FAMILY HOME

### 6/9/2024

MLS Status ● Active ● Canceled ● Pending ● Sold ● Temporarily Off-Market



### TOTALS

MLS Status	4 Week Total
Active	925
Canceled	155
Pending	618
Sold	694
Temporarily Off-Market	45

### DAILY MARKET CHANGE

Category	Sum of Manatee
Back on the Market	4
New Listings	9
Price Decrease	16
Price Increase	0

\*Back on Market can be from these sources - Pending, Temp Off Market, Cancelled and Expired Listing)

### 7 DAY SOLD COMPARISON

Closed Prior Year	Volume	Count
Friday, June 07, 2024	\$17,844,124	24
Thursday, June 06, 2024	\$13,599,740	20
Wednesday, June 05, 2024	\$24,668,572	24
Tuesday, June 04, 2024	\$15,970,815	21
Monday, June 03, 2024	\$27,384,323	30
<b>Total</b>	<b>\$99,467,574</b>	<b>119</b>

Closed Prior Year	Volume	Count
Friday, June 09, 2023	\$25,917,452	41
Thursday, June 08, 2023	\$17,109,990	24
Wednesday, June 07, 2023	\$15,058,792	24
Tuesday, June 06, 2023	\$5,257,000	9
Monday, June 05, 2023	\$10,943,830	21
Saturday, June 03, 2023	\$769,175	2
<b>Total</b>	<b>\$75,056,239</b>	<b>121</b>

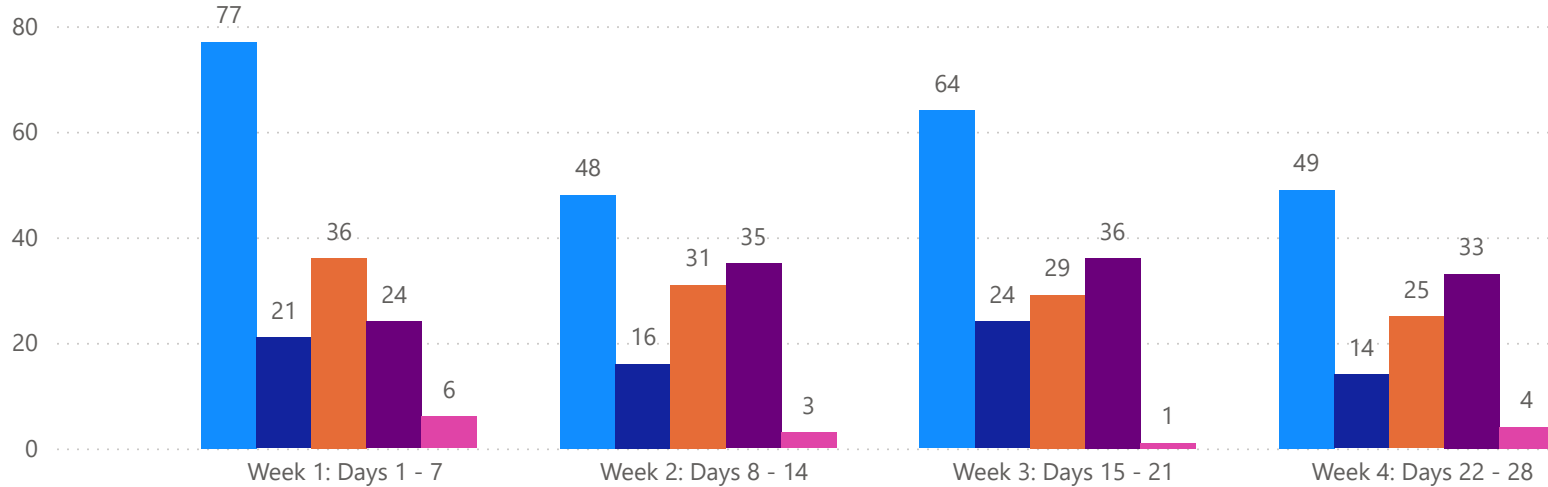


# 4 WEEK REAL ESTATE MARKET REPORT

## MANATEE COUNTY - CONDO

### 6/9/2024

**MLSStatus** ● Active ● Canceled ● Pending ● Sold ● Temporarily Off-Market



### TOTALS

MLS Status	4 Week Total
Active	238
Canceled	75
Pending	121
Sold	128
Temporarily Off-Market	14

### DAILY MARKET CHANGE

Category	Sum of Manatee
Back on the Market	1
New Listings	3
Price Decrease	9
Price Increase	0

\*Back on Market can be from these sources - Pending, Temp Off Market, Cancelled and Expired Listing)

### 7 DAY SOLD COMPARISON

Closed Prior Year	Volume	Count
Friday, June 07, 2024	\$2,709,250	7
Thursday, June 06, 2024	\$492,000	2
Wednesday, June 05, 2024	\$1,460,000	2
Tuesday, June 04, 2024	\$1,743,000	6
Monday, June 03, 2024	\$3,701,000	7
<b>Total</b>	<b>\$10,105,250</b>	<b>24</b>

Closed Prior Year	Volume	Count
Friday, June 09, 2023	\$7,239,000	12
Thursday, June 08, 2023	\$2,704,000	6
Wednesday, June 07, 2023	\$1,278,500	5
Tuesday, June 06, 2023	\$3,686,000	8
Monday, June 05, 2023	\$1,107,500	4
<b>Total</b>	<b>\$16,015,000</b>	<b>35</b>

