



4 WEEK REAL ESTATE MARKET REPORT

Monday, June 10, 2024

As of: Tuesday, June 11, 2024

- 1 Report Breakdown
- 2 Cumulative Tampa Bay Report - Single Family Home
- 3 Cumulative Tampa Bay Report - Condominium
- 4 Pinellas County - Single Family Home
- 5 Pinellas County - Condominium
- 6 Pasco County - Single Family Home
- 7 Pasco County - Condominium
- 8 Hillsborough County - Single Family Home
- 9 Hillsborough County - Condominium
- 10 Sarasota County - Single Family Home
- 11 Sarasota County - Condominium
- 12 Manatee County - Single Family Home
- 13 Manatee County - Condominium



4 WEEK REAL ESTATE MARKET REPORT

REPORT BREAKDOWN

Monday, June 10, 2024

as of: 6/11/2024

Day 1	Monday, June 10, 2024
Day 2	Sunday, June 9, 2024
Day 3	Saturday, June 8, 2024
Day 4	Friday, June 7, 2024
Day 5	Thursday, June 6, 2024
Day 6	Wednesday, June 5, 2024
Day 7	Tuesday, June 4, 2024
Day 8	Monday, June 3, 2024
Day 9	Sunday, June 2, 2024
Day 10	Saturday, June 1, 2024
Day 11	Friday, May 31, 2024
Day 12	Thursday, May 30, 2024
Day 13	Wednesday, May 29, 2024
Day 14	Tuesday, May 28, 2024
Day 15	Monday, May 27, 2024
Day 16	Sunday, May 26, 2024
Day 17	Saturday, May 25, 2024
Day 18	Friday, May 24, 2024
Day 19	Thursday, May 23, 2024
Day 20	Wednesday, May 22, 2024
Day 21	Tuesday, May 21, 2024
Day 22	Monday, May 20, 2024
Day 23	Sunday, May 19, 2024
Day 24	Saturday, May 18, 2024
Day 25	Friday, May 17, 2024
Day 26	Thursday, May 16, 2024
Day 27	Wednesday, May 15, 2024
Day 28	Tuesday, May 14, 2024

REPORT BREAKDOWN

GRAPH:

Active - Newly listed during the date range

Pending - Status changed to 'pending' during the date range

Sold - Closed during the date range

Canceled - Canceled during the date range

Temp off Market - Status changed to 'temp' off market' during the date range

The date ranges are not cumulative.

Day 1: Monday, June 10, 2024

Day 28: Tuesday, May 14, 2024

TOTALS:

4 Weeks: The summation of each date range (Day 1 - Day 28)

Market Changes

Day 1's New Listings, Price Increase, Price Decreases and Back on Market

Manatee County - Single Family Home

7 Day Sold Comparison

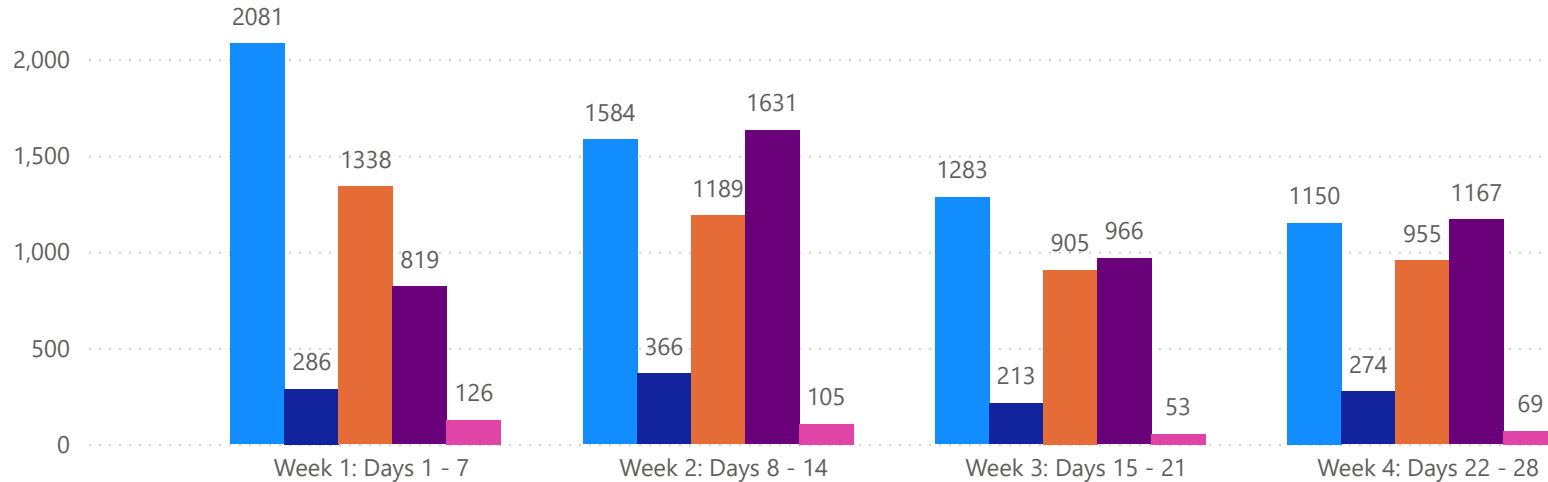
Compares the sold amount and volume in the last 7 days against the same timeframe in the prior year and days 8 - days 14.

4 WEEK REAL ESTATE MARKET REPORT

TAMPA BAY - SINGLE FAMILY HOME

6/10/2024

MLS Status ● Active ● Canceled ● Pending ● Sold ● Temporarily Off-Market



TOTALS

MLS Status	4 Week Total
Active	6098
Canceled	1139
Pending	4387
Sold	4583
Temporarily Off-Market	353

DAILY MARKET CHANGE

Category	Sum of Total
Back on the Market	61
New Listings	171
Price Decrease	432
Price Increase	32

*Back on Market can be from these sources - Pending, Temp Off Market, Cancelled and Expired Listing)

7 DAY SOLD COMPARISON

Closed Prior Year	Volume	Count
Monday, June 10, 2024	\$66,680,269	97
Saturday, June 08, 2024	\$399,000	1
Friday, June 07, 2024	\$175,443,608	272
Thursday, June 06, 2024	\$84,023,911	145
Wednesday, June 05, 2024	\$91,490,415	141
Tuesday, June 04, 2024	\$94,524,718	163
Total	\$512,561,921	819

Closed Prior Year	Volume	Count
Saturday, June 10, 2023	\$5,380,000	12
Friday, June 09, 2023	\$195,659,739	331
Thursday, June 08, 2023	\$95,446,086	162
Wednesday, June 07, 2023	\$96,479,685	154
Tuesday, June 06, 2023	\$75,512,105	133
Monday, June 05, 2023	\$128,692,925	215
Sunday, June 04, 2023	\$3,406,515	8
Total	\$600,577,055	1015

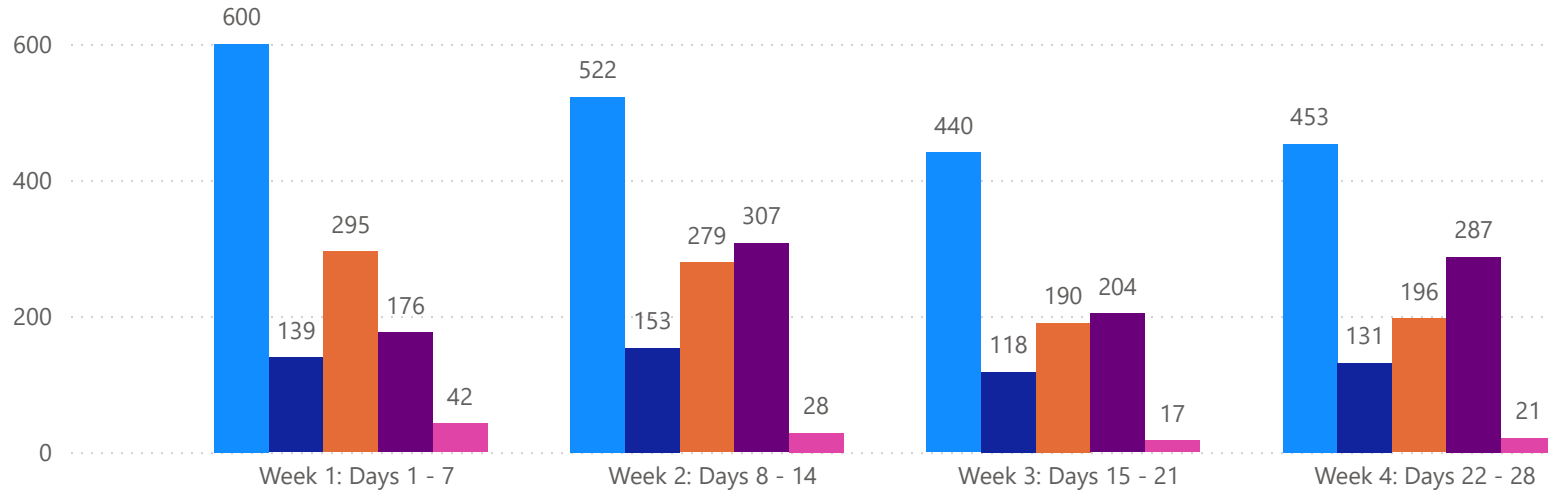


4 WEEK REAL ESTATE MARKET REPORT

TAMPA BAY - CONDO

6/10/2024

MLS Status ● Active ● Canceled ● Pending ● Sold ● Temporarily Off-Market



TOTALS

MLS Status	4 Week Total
Active	2015
Canceled	541
Pending	960
Sold	974
Temporarily Off-Market	108

DAILY MARKET CHANGE

Category	Sum of Total
Back on the Market	16
New Listings	44
Price Decrease	98
Price Increase	3

*Back on Market can be from these sources - Pending, Temp Off Market, Cancelled and Expired Listing)

7 DAY SOLD COMPARISON

Closed Prior Year	Volume	Count
Monday, June 10, 2024	\$8,233,703	18
Friday, June 07, 2024	\$40,729,750	71
Thursday, June 06, 2024	\$20,094,700	34
Wednesday, June 05, 2024	\$12,221,899	30
Tuesday, June 04, 2024	\$7,573,624	23
Total	\$88,853,676	176

Closed Prior Year	Volume	Count
Saturday, June 10, 2023	\$1,845,500	3
Friday, June 09, 2023	\$31,687,300	69
Thursday, June 08, 2023	\$15,199,900	36
Wednesday, June 07, 2023	\$10,930,290	35
Tuesday, June 06, 2023	\$12,764,000	30
Monday, June 05, 2023	\$19,421,000	45
Sunday, June 04, 2023	\$950,000	1
Total	\$92,797,990	219

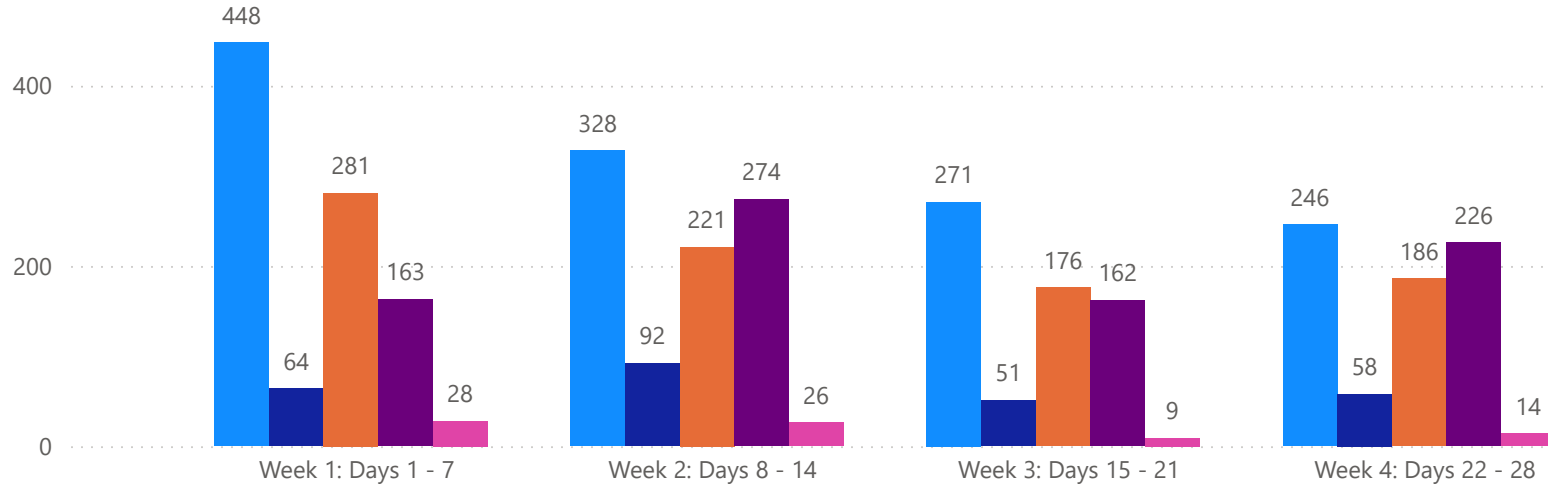


4 WEEK REAL ESTATE MARKET REPORT

PINELLAS COUNTY - SINGLE FAMILY HOME

6/10/2024

MLSStatus ● Active ● Canceled ● Pending ● Sold ● Temporarily Off-Market



TOTALS

MLS Status	4 Week Total
Active	1293
Canceled	265
Pending	864
Sold	825
Temporarily Off-Market	77

DAILY MARKET CHANGE

Category	Sum of Pinellas
Back on the Market	11
New Listings	38
Price Decrease	87
Price Increase	4

*Back on Market can be from these sources - Pending, Temp Off Market, Cancelled and Expired Listing)

7 DAY SOLD COMPARISON

Closed Prior Year	Volume	Count
Monday, June 10, 2024	\$17,683,450	15
Friday, June 07, 2024	\$31,344,154	58
Thursday, June 06, 2024	\$20,287,100	35
Wednesday, June 05, 2024	\$18,588,900	33
Tuesday, June 04, 2024	\$12,564,600	22
Total	\$100,468,204	163

Closed Prior Year	Volume	Count
Saturday, June 10, 2023	\$748,500	2
Friday, June 09, 2023	\$51,751,915	73
Thursday, June 08, 2023	\$16,516,100	33
Wednesday, June 07, 2023	\$17,120,418	31
Tuesday, June 06, 2023	\$16,391,878	33
Monday, June 05, 2023	\$33,729,132	43
Sunday, June 04, 2023	\$1,160,000	2
Total	\$137,417,943	217

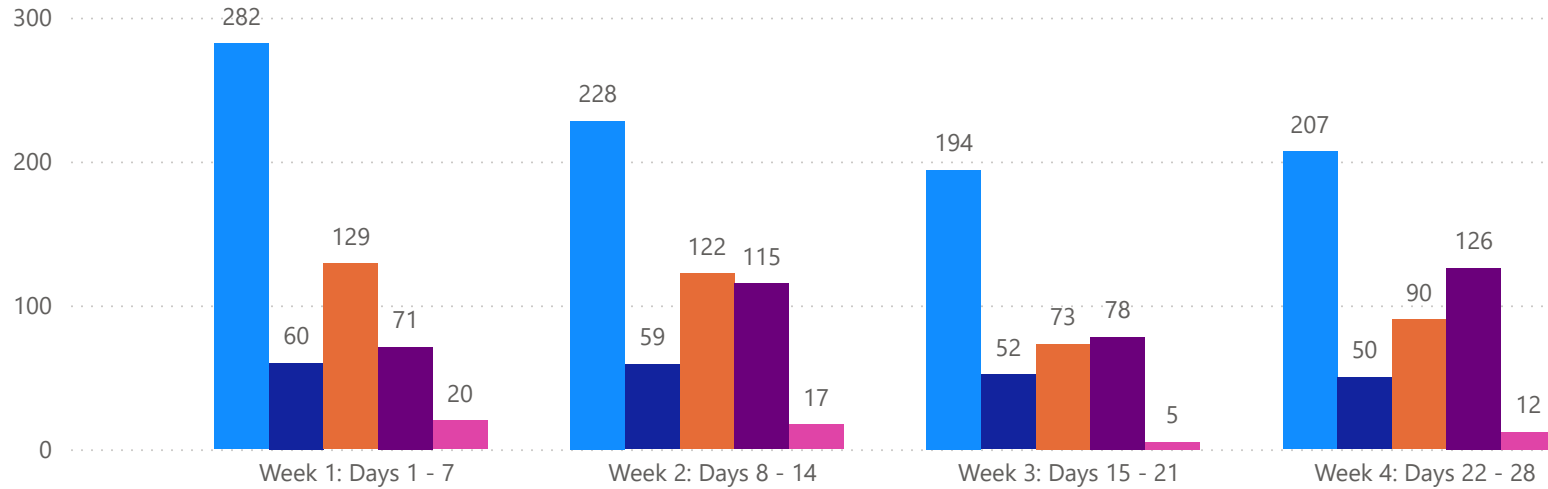


4 WEEK REAL ESTATE MARKET REPORT

PINELLAS COUNTY - CONDO

6/10/2024

MLSStatus ● Active ● Canceled ● Pending ● Sold ● Temporarily Off-Market



TOTALS

MLS Status	4 Week Total
Active	911
Canceled	221
Pending	414
Sold	390
Temporarily Off-Market	54

DAILY MARKET CHANGE

Category	Sum of Pinellas
Back on the Market	4
New Listings	25
Price Decrease	51
Price Increase	1

*Back on Market can be from these sources - Pending, Temp Off Market, Cancelled and Expired Listing)

7 DAY SOLD COMPARISON

Closed Prior Year	Volume	Count	Closed Prior Year	Volume	Count
Monday, June 10, 2024	\$4,878,703	12	Saturday, June 10, 2023	\$1,120,500	2
Friday, June 07, 2024	\$6,773,500	25	Friday, June 09, 2023	\$12,388,500	33
Thursday, June 06, 2024	\$5,357,000	14	Thursday, June 08, 2023	\$3,833,400	12
Wednesday, June 05, 2024	\$4,309,999	12	Wednesday, June 07, 2023	\$5,075,100	18
Tuesday, June 04, 2024	\$2,536,000	8	Tuesday, June 06, 2023	\$4,708,500	13
Total	\$23,855,202	71	Monday, June 05, 2023	\$12,392,500	27
			Total	\$39,518,500	105

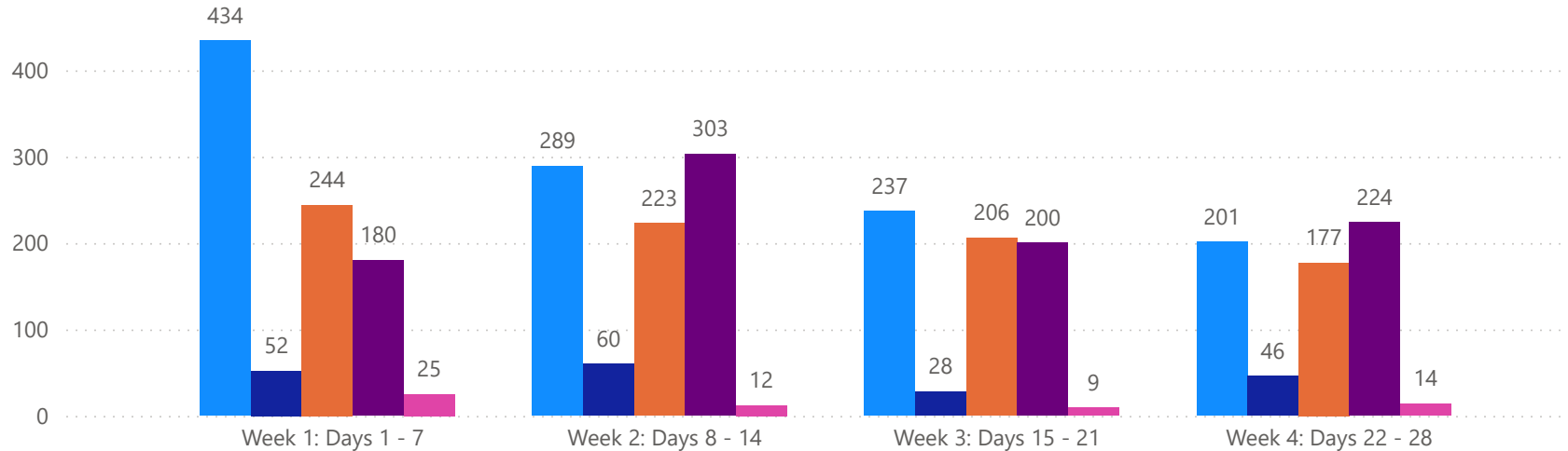


4 WEEK REAL ESTATE MARKET REPORT

PASCO COUNTY - SINGLE FAMILY HOME

6/10/2024

MLSStatus ● Active ● Canceled ● Pending ● Sold ● Temporarily Off-Market



TOTALS

MLS Status	4 Week Total
Active	1161
Canceled	186
Pending	850
Sold	907
Temporarily Off-Market	60

DAILY MARKET CHANGE

Category	Sum of Pasco
Back on the Market	14
New Listings	28
Price Decrease	99
Price Increase	7

*Back on Market can be from these sources - Pending, Temp Off Market, Cancelled and Expired Listing)

7 DAY SOLD COMPARISON

Closed Prior Year	Volume	Count
Monday, June 10, 2024	\$11,480,200	26
Saturday, June 08, 2024	\$399,000	1
Friday, June 07, 2024	\$25,728,550	60
Thursday, June 06, 2024	\$13,883,800	30
Wednesday, June 05, 2024	\$11,579,115	26
Tuesday, June 04, 2024	\$16,979,745	37
Total	\$80,050,410	180

Closed Prior Year	Volume	Count
Saturday, June 10, 2023	\$920,000	2
Friday, June 09, 2023	\$26,443,983	62
Thursday, June 08, 2023	\$9,711,306	25
Wednesday, June 07, 2023	\$9,324,510	26
Tuesday, June 06, 2023	\$10,251,940	23
Monday, June 05, 2023	\$16,371,456	41
Sunday, June 04, 2023	\$697,980	2
Total	\$73,721,175	181

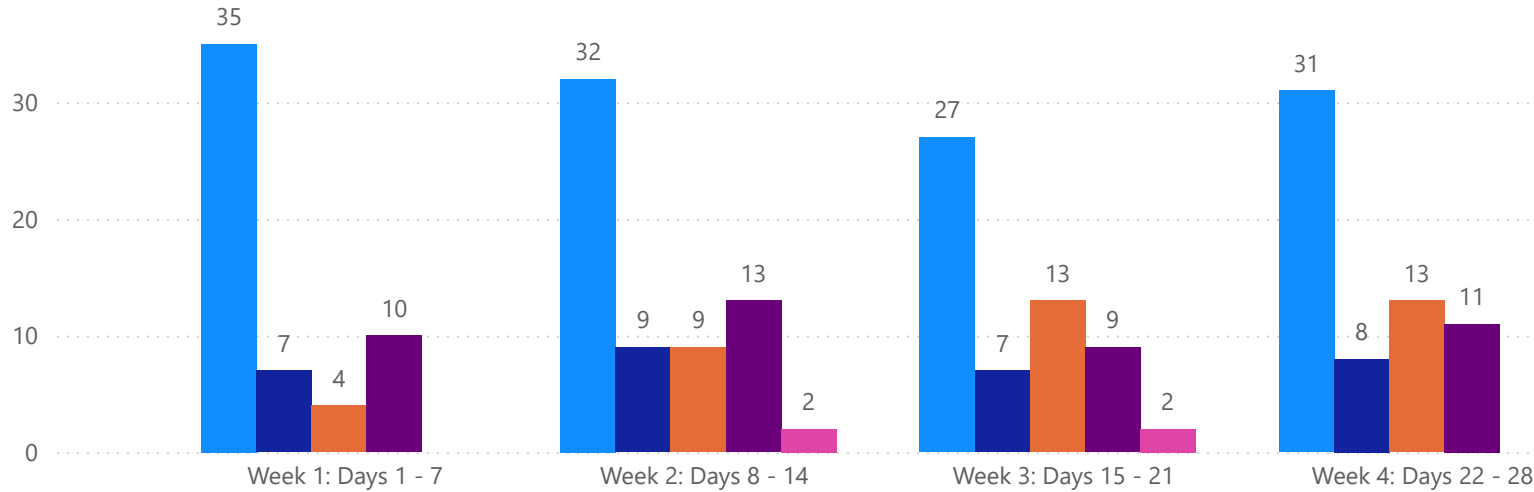


4 WEEK REAL ESTATE MARKET REPORT

PASCO COUNTY - CONDO

6/10/2024

MLS Status ● Active ● Canceled ● Pending ● Sold ● Temporarily Off-Market



TOTALS

MLS Status	4 Week Total
Active	125
Canceled	31
Pending	39
Sold	43
Temporarily Off-Market	4

DAILY MARKET CHANGE

Category	Sum of Pasco
Back on the Market	2
New Listings	3
Price Decrease	6
Price Increase	0

*Back on Market can be from these sources - Pending, Temp Off Market, Cancelled and Expired Listing)

7 DAY SOLD COMPARISON

Closed Prior Year	Volume	Count
Friday, June 07, 2024	\$985,000	6
Thursday, June 06, 2024	\$768,200	3
Wednesday, June 05, 2024	\$175,000	1
Total	\$1,928,200	10

Closed Prior Year	Volume	Count
Friday, June 09, 2023	\$388,900	2
Thursday, June 08, 2023	\$642,500	3
Wednesday, June 07, 2023	\$489,000	3
Tuesday, June 06, 2023	\$289,500	2
Monday, June 05, 2023	\$175,000	1
Total	\$1,984,900	11

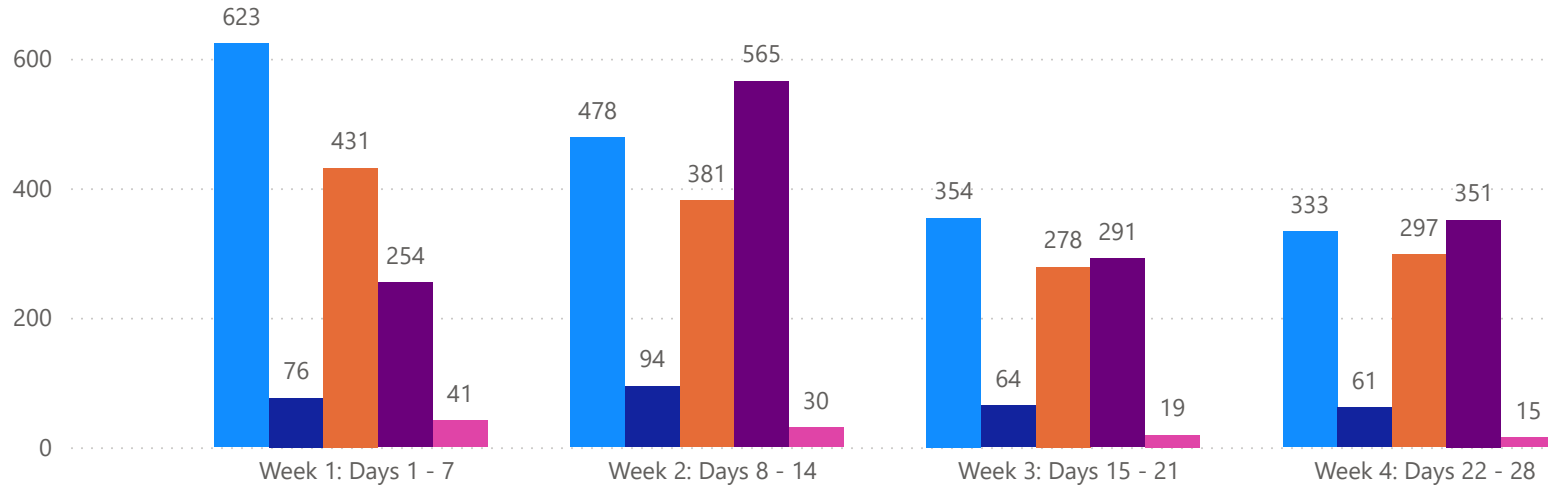


4 WEEK REAL ESTATE MARKET REPORT

HILLSBOROUGH COUNTY - SINGLE FAMILY HOME

6/10/2024

MLS Status ● Active ● Canceled ● Pending ● Sold ● Temporarily Off-Market



TOTALS

MLS Status	4 Week Total
Active	1788
Canceled	295
Pending	1387
Sold	1461
Temporarily Off-Market	105

DAILY MARKET CHANGE

Category	Sum of Hillsborough	*Back on Market can be from these sources - Pending, Temp Off Market, Cancelled and Expired Listing)
Back on the Market	1	
New Listings	5	
Price Decrease	10	
Price Increase	1	

7 DAY SOLD COMPARISON

Closed Prior Year	Volume	Count	Closed Prior Year	Volume	Count
Monday, June 10, 2024	\$14,632,350	26	Saturday, June 10, 2023	\$1,019,000	3
Friday, June 07, 2024	\$55,971,867	84	Friday, June 09, 2023	\$57,098,865	102
Thursday, June 06, 2024	\$25,224,963	41	Thursday, June 08, 2023	\$30,018,595	56
Wednesday, June 05, 2024	\$27,701,428	42	Wednesday, June 07, 2023	\$35,669,195	51
Tuesday, June 04, 2024	\$32,085,910	61	Tuesday, June 06, 2023	\$25,850,648	44
Total	\$155,616,518	254	Monday, June 05, 2023	\$50,541,628	81
			Sunday, June 04, 2023	\$1,548,535	4
			Total	\$201,746,466	341

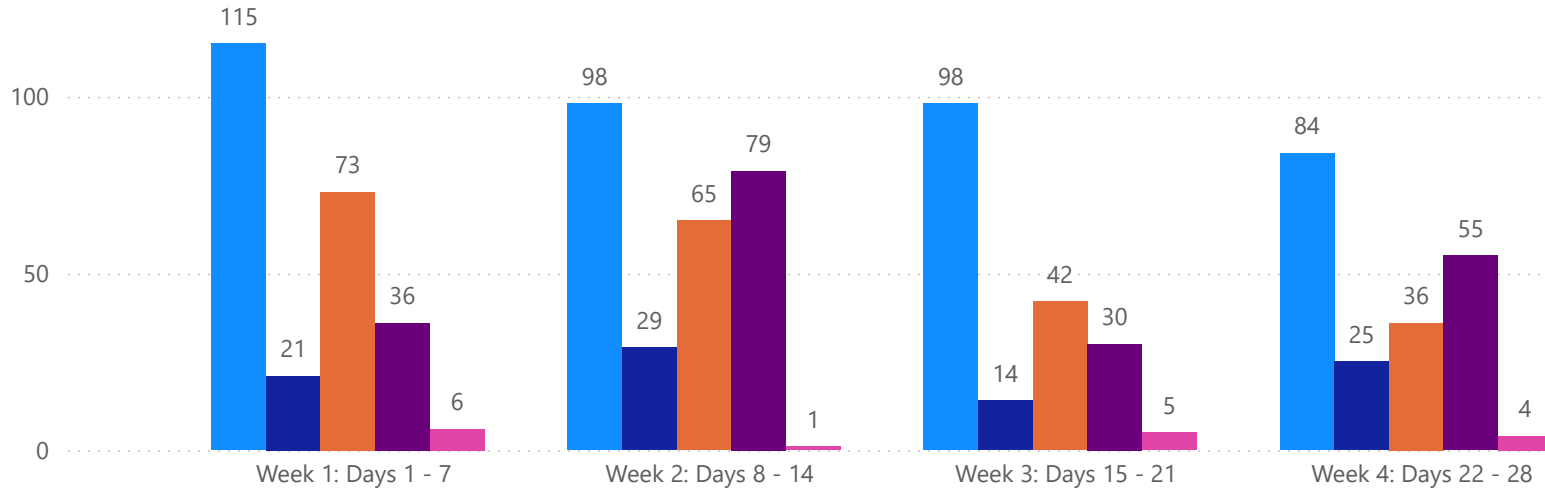


4 WEEK REAL ESTATE MARKET REPORT

HILLSBOROUGH COUNTY - CONDO

6/10/2024

MLSStatus ● Active ● Canceled ● Pending ● Sold ● Temporarily Off-Market



TOTALS

MLS Status	4 Week Total
Active	395
Canceled	89
Pending	216
Sold	200
Temporarily Off-Market	16

DAILY MARKET CHANGE

Category	Sum of Hillsboroug	*Back on Market can be from these sources - Pending, Temp Off Market, Cancelled and Expired Listing)
Back on the Market		
New Listings		
Price Decrease	2	
Price Increase		

7 DAY SOLD COMPARISON

Closed Prior Year	Volume	Count	Closed Prior Year	Volume	Count
Monday, June 10, 2024	\$1,305,000	4	Friday, June 09, 2023	\$2,818,400	10
Friday, June 07, 2024	\$22,814,000	17	Thursday, June 08, 2023	\$1,585,500	6
Thursday, June 06, 2024	\$6,149,250	5	Wednesday, June 07, 2023	\$1,712,690	6
Wednesday, June 05, 2024	\$2,823,000	8	Tuesday, June 06, 2023	\$1,864,000	3
Tuesday, June 04, 2024	\$450,000	2	Monday, June 05, 2023	\$1,321,000	5
Total	\$33,541,250	36	Total	\$9,301,590	30

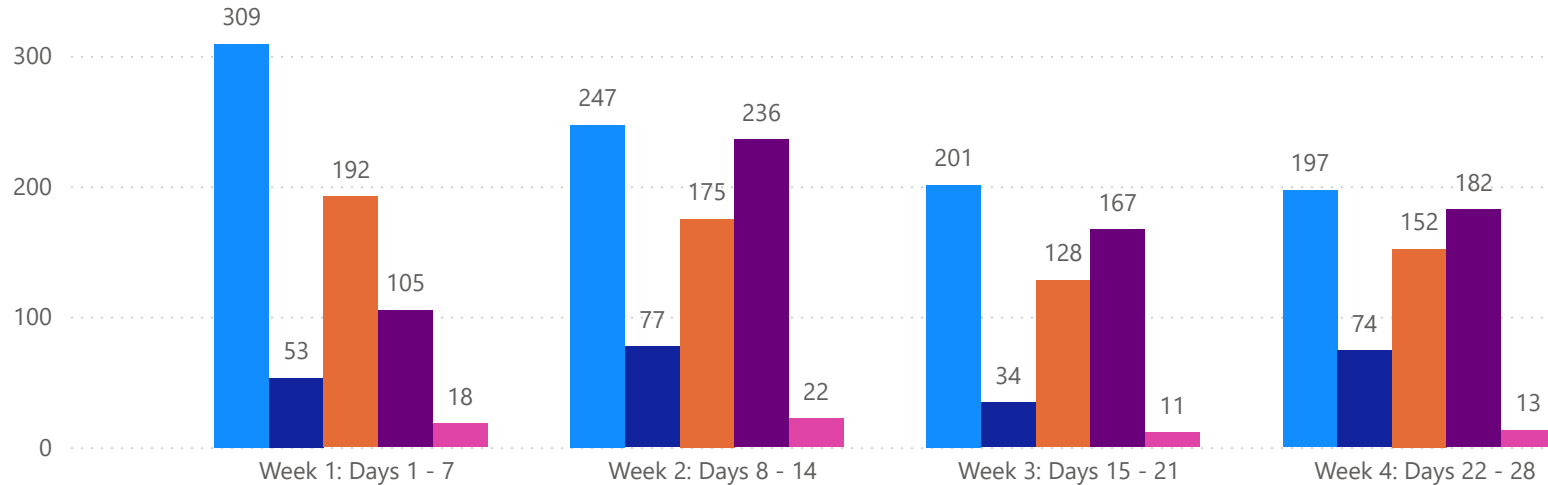


4 WEEK REAL ESTATE MARKET REPORT

SARASOTA COUNTY - SINGLE FAMILY HOME

6/10/2024

MLS Status ● Active ● Canceled ● Pending ● Sold ● Temporarily Off-Market



TOTALS

MLS Status	4 Week Total
Active	954
Canceled	238
Pending	647
Sold	690
Temporarily Off-Market	64

DAILY MARKET CHANGE

Category	Sum of Sarasota
Back on the Market	10
New Listings	30
Price Decrease	71
Price Increase	3

*Back on Market can be from these sources - Pending, Temp Off Market, Cancelled and Expired Listing)

7 DAY SOLD COMPARISON

Closed Prior Year	Volume	Count
Monday, June 10, 2024	\$13,254,000	17
Friday, June 07, 2024	\$36,927,435	33
Thursday, June 06, 2024	\$9,731,118	17
Wednesday, June 05, 2024	\$8,952,400	16
Tuesday, June 04, 2024	\$16,923,648	22
Total	\$85,788,601	105

Closed Prior Year	Volume	Count
Saturday, June 10, 2023	\$2,227,000	4
Friday, June 09, 2023	\$34,447,524	53
Thursday, June 08, 2023	\$22,090,095	24
Wednesday, June 07, 2023	\$19,306,770	22
Tuesday, June 06, 2023	\$17,760,639	24
Monday, June 05, 2023	\$17,106,879	29
Total	\$112,938,907	156

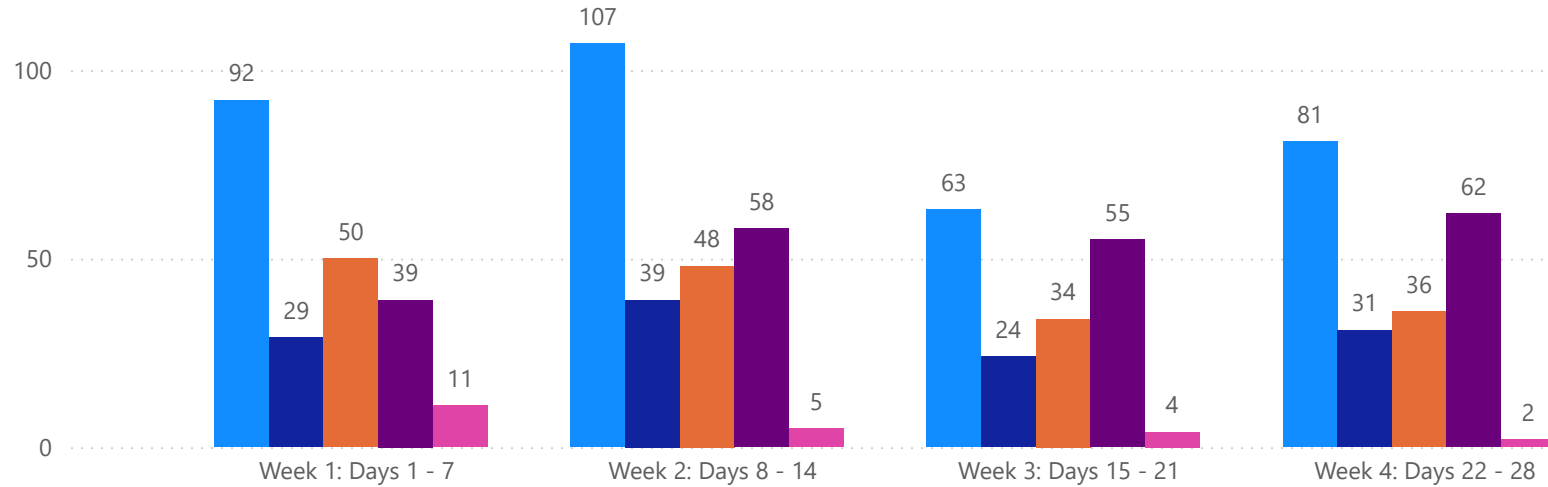


4 WEEK REAL ESTATE MARKET REPORT

SARASOTA COUNTY - CONDO

6/10/2024

MLS Status ● Active ● Canceled ● Pending ● Sold ● Temporarily Off-Market



TOTALS

MLS Status	4 Week Total
Active	343
Canceled	123
Pending	168
Sold	214
Temporarily Off-Market	22

DAILY MARKET CHANGE

Category	Sum of Sarasota
Back on the Market	4
New Listings	7
Price Decrease	12
Price Increase	1

*Back on Market can be from these sources - Pending, Temp Off Market, Cancelled and Expired Listing)

7 DAY SOLD COMPARISON

Closed Prior Year	Volume	Count
Monday, June 10, 2024	\$1,400,000	1
Friday, June 07, 2024	\$6,984,000	14
Thursday, June 06, 2024	\$7,328,250	10
Wednesday, June 05, 2024	\$3,453,900	7
Tuesday, June 04, 2024	\$2,844,624	7
Total	\$22,010,774	39

Closed Prior Year	Volume	Count
Friday, June 09, 2023	\$8,852,500	12
Thursday, June 08, 2023	\$6,434,500	9
Wednesday, June 07, 2023	\$2,375,000	3
Tuesday, June 06, 2023	\$2,216,000	4
Monday, June 05, 2023	\$4,425,000	8
Sunday, June 04, 2023	\$950,000	1
Total	\$25,253,000	37

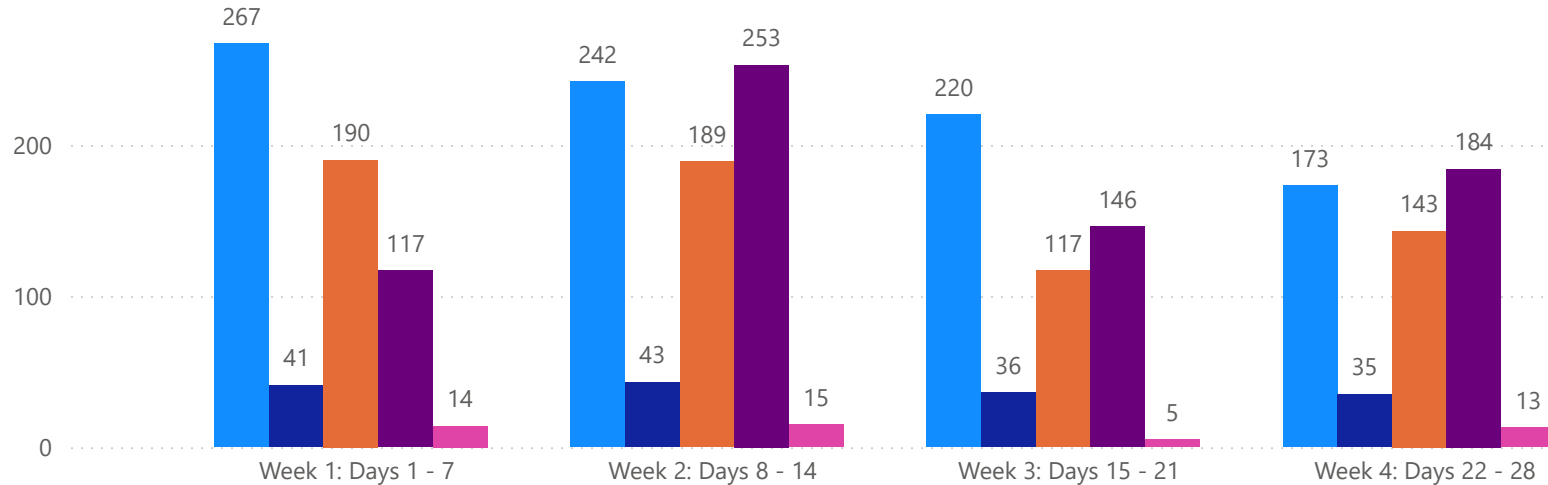


4 WEEK REAL ESTATE MARKET REPORT

MANATEE COUNTY - SINGLE FAMILY HOME

6/10/2024

MLSStatus ● Active ● Canceled ● Pending ● Sold ● Temporarily Off-Market



TOTALS

MLS Status	4 Week Total
Active	902
Canceled	155
Pending	639
Sold	700
Temporarily Off-Market	47

DAILY MARKET CHANGE

Category	Sum of Manatee
Back on the Market	8
New Listings	19
Price Decrease	71
Price Increase	0

*Back on Market can be from these sources - Pending, Temp Off Market, Cancelled and Expired Listing)

7 DAY SOLD COMPARISON

Closed Prior Year	Volume	Count
Monday, June 10, 2024	\$9,630,269	13
Friday, June 07, 2024	\$25,471,602	37
Thursday, June 06, 2024	\$14,896,930	22
Wednesday, June 05, 2024	\$24,668,572	24
Tuesday, June 04, 2024	\$15,970,815	21
Total	\$90,638,188	117

Closed Prior Year	Volume	Count
Saturday, June 10, 2023	\$465,500	1
Friday, June 09, 2023	\$25,917,452	41
Thursday, June 08, 2023	\$17,109,990	24
Wednesday, June 07, 2023	\$15,058,792	24
Tuesday, June 06, 2023	\$5,257,000	9
Monday, June 05, 2023	\$10,943,830	21
Total	\$74,752,564	120

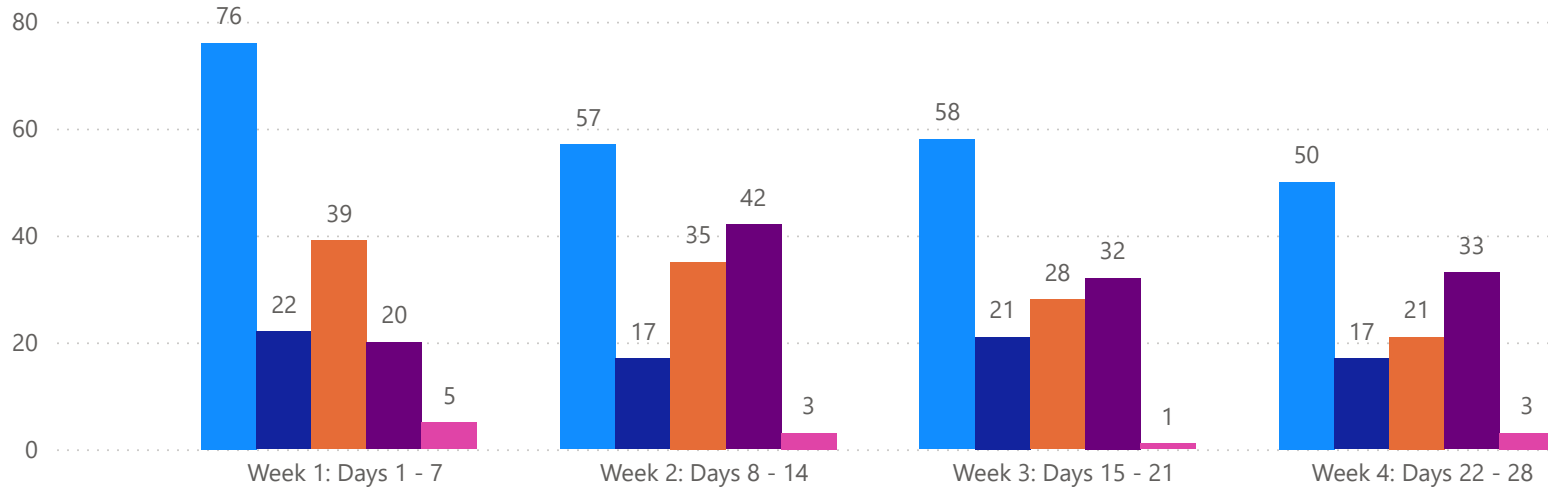


4 WEEK REAL ESTATE MARKET REPORT

MANATEE COUNTY - CONDO

6/10/2024

MLSStatus ● Active ● Canceled ● Pending ● Sold ● Temporarily Off-Market



TOTALS

MLS Status	4 Week Total
Active	241
Canceled	77
Pending	123
Sold	127
Temporarily Off-Market	12

DAILY MARKET CHANGE

Category	Sum of Manatee
Back on the Market	2
New Listings	5
Price Decrease	8
Price Increase	1

*Back on Market can be from these sources - Pending, Temp Off Market, Cancelled and Expired Listing)

7 DAY SOLD COMPARISON

Closed Prior Year	Volume	Count
Monday, June 10, 2024	\$650,000	1
Friday, June 07, 2024	\$3,173,250	9
Thursday, June 06, 2024	\$492,000	2
Wednesday, June 05, 2024	\$1,460,000	2
Tuesday, June 04, 2024	\$1,743,000	6
Total	\$7,518,250	20

Closed Prior Year	Volume	Count
Saturday, June 10, 2023	\$725,000	1
Friday, June 09, 2023	\$7,239,000	12
Thursday, June 08, 2023	\$2,704,000	6
Wednesday, June 07, 2023	\$1,278,500	5
Tuesday, June 06, 2023	\$3,686,000	8
Monday, June 05, 2023	\$1,107,500	4
Total	\$16,740,000	36

