



4 WEEK REAL ESTATE MARKET REPORT

Tuesday, June 11, 2024

As of: Wednesday, June 12, 2024

- 1 Report Breakdown
- 2 Cumulative Tampa Bay Report - Single Family Home
- 3 Cumulative Tampa Bay Report - Condominium
- 4 Pinellas County - Single Family Home
- 5 Pinellas County - Condominium
- 6 Pasco County - Single Family Home
- 7 Pasco County - Condominium
- 8 Hillsborough County - Single Family Home
- 9 Hillsborough County - Condominium
- 10 Sarasota County - Single Family Home
- 11 Sarasota County - Condominium
- 12 Manatee County - Single Family Home
- 13 Manatee County - Condominium



4 WEEK REAL ESTATE MARKET REPORT

REPORT BREAKDOWN

Tuesday, June 11, 2024

as of: 6/12/2024

Day 1	Tuesday, June 11, 2024
Day 2	Monday, June 10, 2024
Day 3	Sunday, June 9, 2024
Day 4	Saturday, June 8, 2024
Day 5	Friday, June 7, 2024
Day 6	Thursday, June 6, 2024
Day 7	Wednesday, June 5, 2024
Day 8	Tuesday, June 4, 2024
Day 9	Monday, June 3, 2024
Day 10	Sunday, June 2, 2024
Day 11	Saturday, June 1, 2024
Day 12	Friday, May 31, 2024
Day 13	Thursday, May 30, 2024
Day 14	Wednesday, May 29, 2024
Day 15	Tuesday, May 28, 2024
Day 16	Monday, May 27, 2024
Day 17	Sunday, May 26, 2024
Day 18	Saturday, May 25, 2024
Day 19	Friday, May 24, 2024
Day 20	Thursday, May 23, 2024
Day 21	Wednesday, May 22, 2024
Day 22	Tuesday, May 21, 2024
Day 23	Monday, May 20, 2024
Day 24	Sunday, May 19, 2024
Day 25	Saturday, May 18, 2024
Day 26	Friday, May 17, 2024
Day 27	Thursday, May 16, 2024
Day 28	Wednesday, May 15, 2024

REPORT BREAKDOWN

GRAPH:

Active - Newly listed during the date range

Pending - Status changed to 'pending' during the date range

Sold - Closed during the date range

Canceled - Canceled during the date range

Temp off Market - Status changed to 'temp' off market' during the date range

The date ranges are not cumulative.

Day 1: Tuesday, June 11, 2024

Day 28: Wednesday, May 15, 2024

TOTALS:

4 Weeks: The summation of each date range (Day 1 - Day 28)

Market Changes

Day 1's New Listings, Price Increase, Price Decreases and Back on Market

Manatee County - Single Family Home

7 Day Sold Comparison

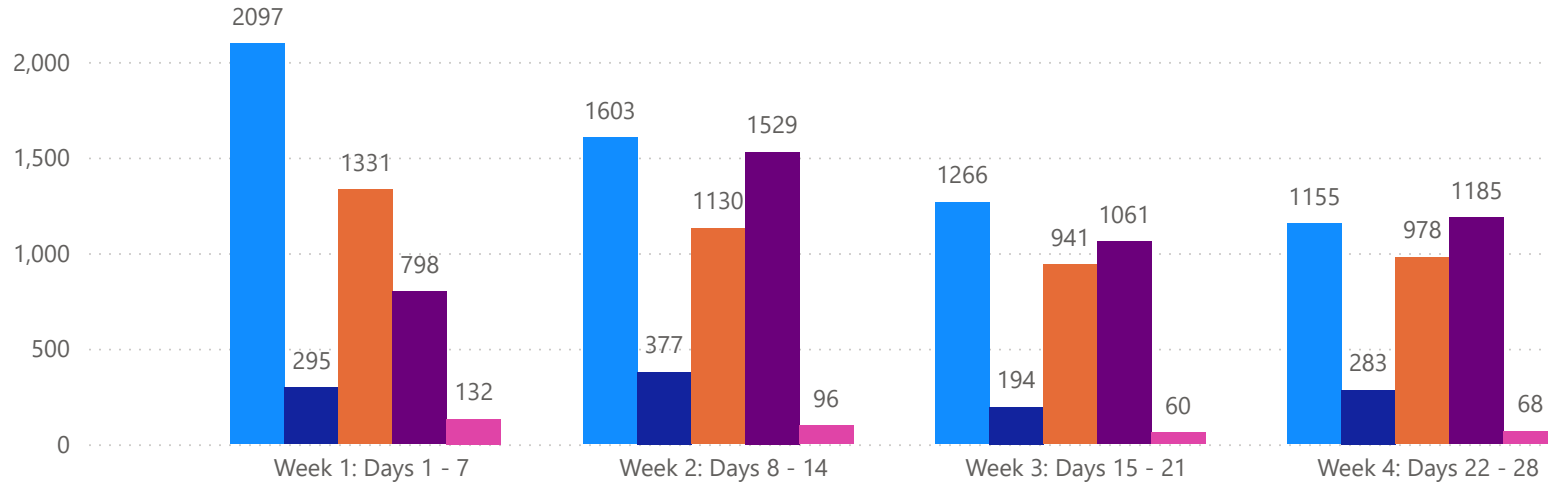
Compares the sold amount and volume in the last 7 days against the same timeframe in the prior year and days 8 - days 14.

4 WEEK REAL ESTATE MARKET REPORT

TAMPA BAY - SINGLE FAMILY HOME

6/11/2024

MLS Status ● Active ● Canceled ● Pending ● Sold ● Temporarily Off-Market



TOTALS

MLS Status	4 Week Total
Active	6121
Canceled	1149
Pending	4380
Sold	4573
Temporarily Off-Market	356

DAILY MARKET CHANGE

Category	Sum of Total
Back on the Market	67
New Listings	223
Price Decrease	340
Price Increase	47

*Back on Market can be from these sources - Pending, Temp Off Market, Cancelled and Expired Listing)

7 DAY SOLD COMPARISON

Closed Prior Year	Volume	Count
Tuesday, June 11, 2024	\$40,859,419	61
Monday, June 10, 2024	\$94,258,138	152
Sunday, June 09, 2024	\$910,990	2
Saturday, June 08, 2024	\$399,000	1
Friday, June 07, 2024	\$186,806,188	296
Thursday, June 06, 2024	\$84,023,911	145
Wednesday, June 05, 2024	\$91,490,415	141
Total	\$498,748,061	798

Closed Prior Year	Volume	Count
Sunday, June 11, 2023	\$1,743,169	6
Saturday, June 10, 2023	\$5,380,000	12
Friday, June 09, 2023	\$195,659,739	331
Thursday, June 08, 2023	\$95,446,086	162
Wednesday, June 07, 2023	\$96,479,685	154
Tuesday, June 06, 2023	\$75,512,105	133
Monday, June 05, 2023	\$128,692,925	215
Total	\$598,913,709	1013

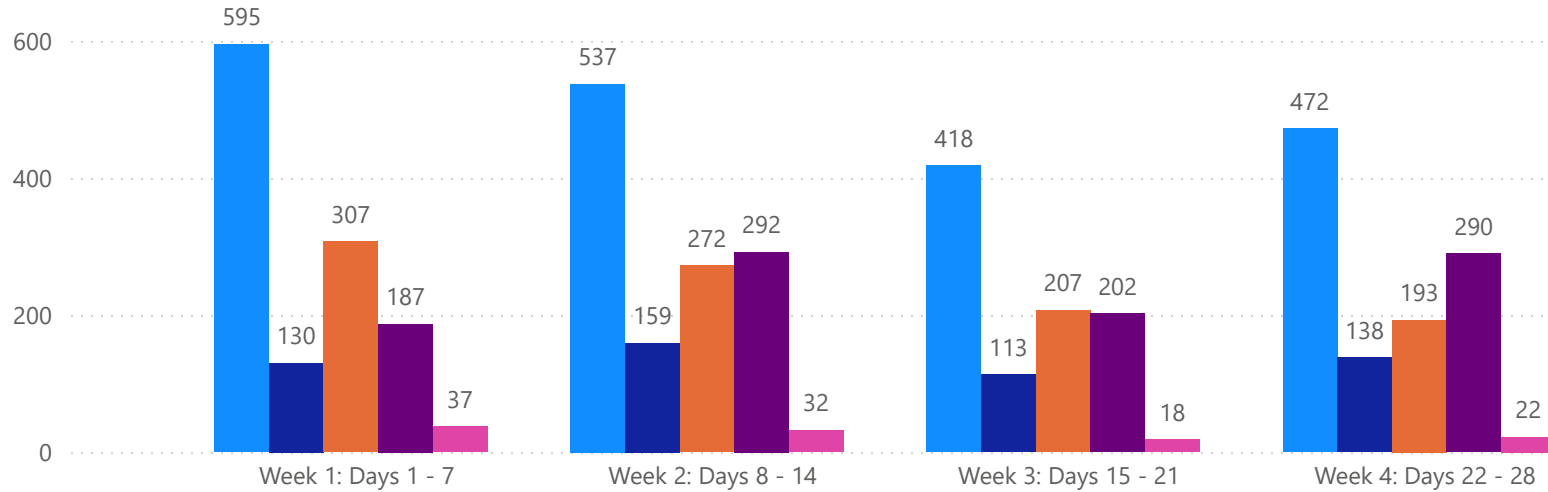


4 WEEK REAL ESTATE MARKET REPORT

TAMPA BAY - CONDO

6/11/2024

MLS Status ● Active ● Canceled ● Pending ● Sold ● Temporarily Off-Market



TOTALS

MLS Status	4 Week Total
Active	2022
Canceled	540
Pending	979
Sold	971
Temporarily Off-Market	109

DAILY MARKET CHANGE

Category	Sum of Total
Back on the Market	12
New Listings	48
Price Decrease	92
Price Increase	5

*Back on Market can be from these sources - Pending, Temp Off Market, Cancelled and Expired Listing)

7 DAY SOLD COMPARISON

Closed Prior Year	Volume	Count	Closed Prior Year	Volume	Count
Tuesday, June 11, 2024	\$12,401,000	17	Saturday, June 10, 2023	\$1,845,500	3
Monday, June 10, 2024	\$11,413,203	26	Friday, June 09, 2023	\$31,687,300	69
Friday, June 07, 2024	\$42,499,000	79	Thursday, June 08, 2023	\$15,199,900	36
Thursday, June 06, 2024	\$21,994,700	35	Wednesday, June 07, 2023	\$10,930,290	35
Wednesday, June 05, 2024	\$12,221,899	30	Tuesday, June 06, 2023	\$12,764,000	30
Total	\$100,529,802	187	Monday, June 05, 2023	\$19,421,000	45
			Total	\$91,847,990	218

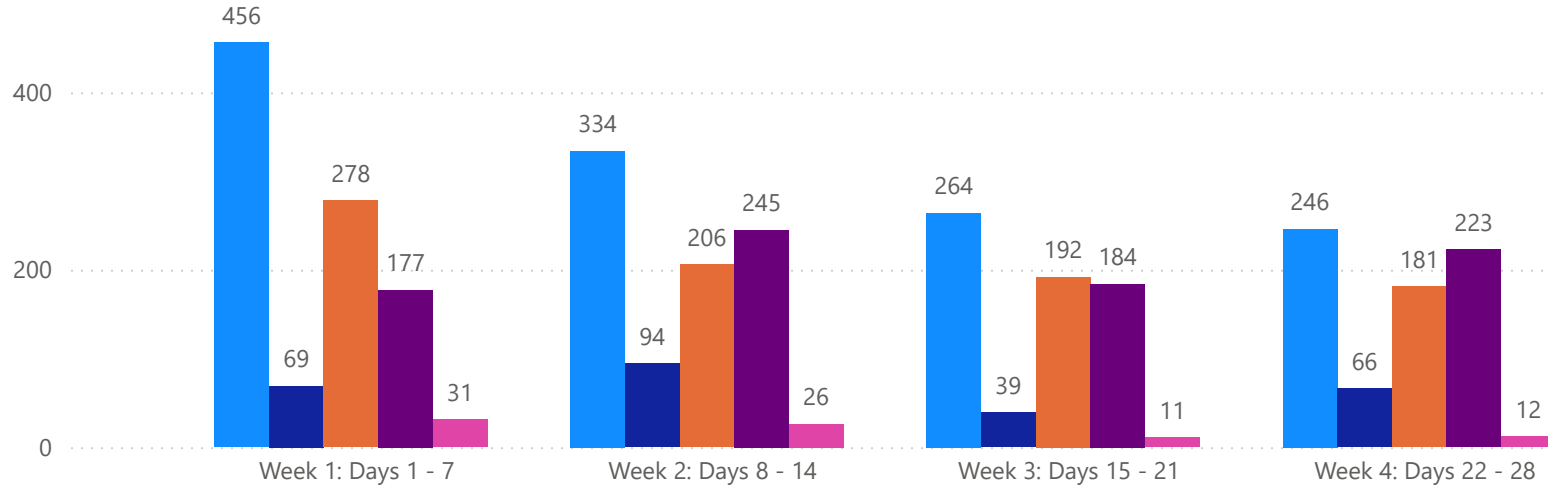


4 WEEK REAL ESTATE MARKET REPORT

PINELLAS COUNTY - SINGLE FAMILY HOME

6/11/2024

MLSStatus ● Active ● Canceled ● Pending ● Sold ● Temporarily Off-Market



TOTALS

MLS Status	4 Week Total
Active	1300
Canceled	268
Pending	857
Sold	829
Temporarily Off-Market	80

DAILY MARKET CHANGE

Category	Sum of Pinellas
Back on the Market	12
New Listings	57
Price Decrease	76
Price Increase	4

*Back on Market can be from these sources - Pending, Temp Off Market, Cancelled and Expired Listing)

7 DAY SOLD COMPARISON

Closed Prior Year	Volume	Count
Tuesday, June 11, 2024	\$9,243,511	17
Monday, June 10, 2024	\$25,154,949	30
Friday, June 07, 2024	\$34,209,154	62
Thursday, June 06, 2024	\$20,287,100	35
Wednesday, June 05, 2024	\$18,588,900	33
Total	\$107,483,614	177

Closed Prior Year	Volume	Count
Saturday, June 10, 2023	\$748,500	2
Friday, June 09, 2023	\$51,751,915	73
Thursday, June 08, 2023	\$16,516,100	33
Wednesday, June 07, 2023	\$17,120,418	31
Tuesday, June 06, 2023	\$16,391,878	33
Monday, June 05, 2023	\$33,729,132	43
Total	\$136,257,943	215

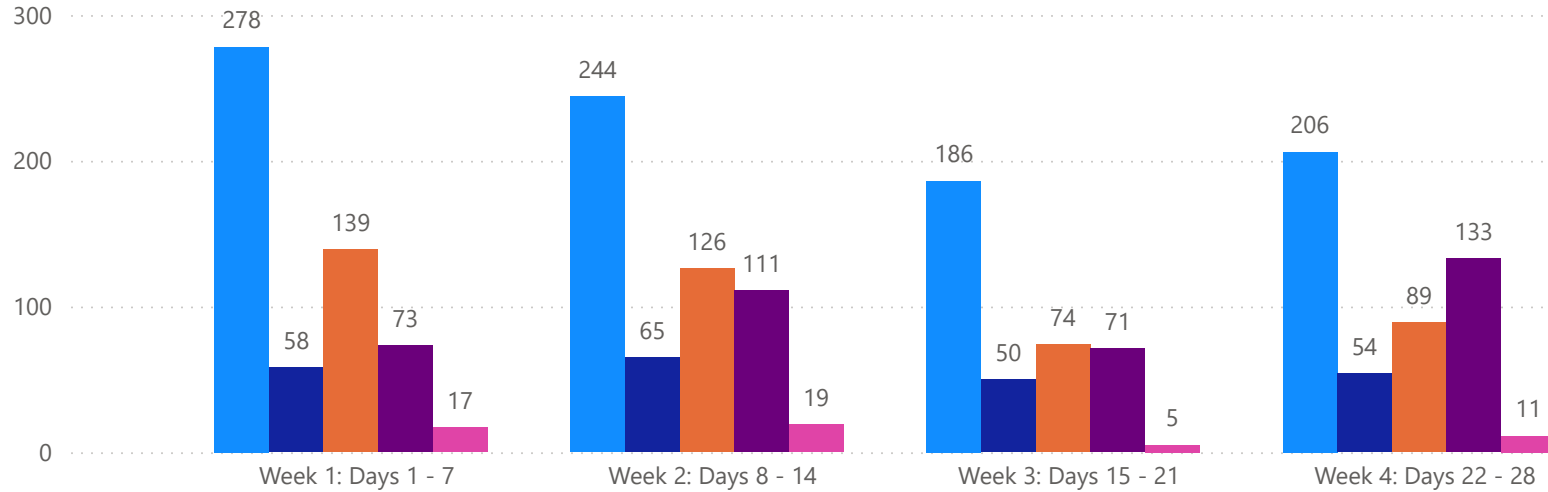


4 WEEK REAL ESTATE MARKET REPORT

PINELLAS COUNTY - CONDO

6/11/2024

MLSStatus ● Active ● Canceled ● Pending ● Sold ● Temporarily Off-Market



TOTALS

MLS Status	4 Week Total
Active	914
Canceled	227
Pending	428
Sold	388
Temporarily Off-Market	52

DAILY MARKET CHANGE

Category	Sum of Pinellas
Back on the Market	9
New Listings	24
Price Decrease	45
Price Increase	4

*Back on Market can be from these sources - Pending, Temp Off Market, Cancelled and Expired Listing)

7 DAY SOLD COMPARISON

Closed Prior Year	Volume	Count	Closed Prior Year	Volume	Count
Tuesday, June 11, 2024	\$1,160,000	4	Saturday, June 10, 2023	\$1,120,500	2
Monday, June 10, 2024	\$5,514,203	15	Friday, June 09, 2023	\$12,388,500	33
Friday, June 07, 2024	\$7,643,500	28	Thursday, June 08, 2023	\$3,833,400	12
Thursday, June 06, 2024	\$5,357,000	14	Wednesday, June 07, 2023	\$5,075,100	18
Wednesday, June 05, 2024	\$4,309,999	12	Tuesday, June 06, 2023	\$4,708,500	13
Total	\$23,984,702	73	Monday, June 05, 2023	\$12,392,500	27
			Total	\$39,518,500	105

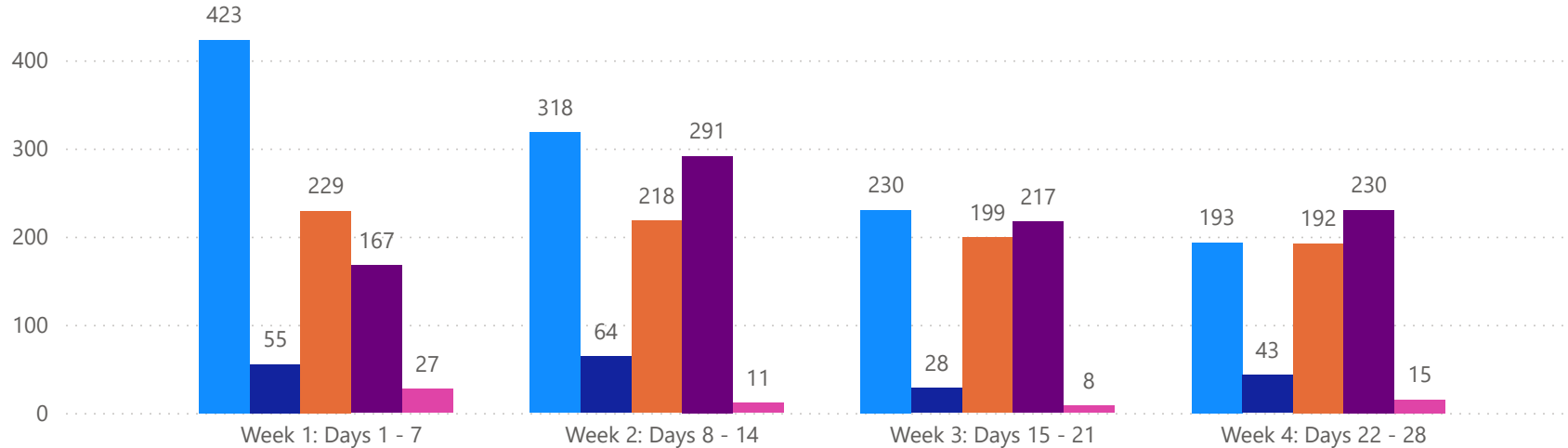


4 WEEK REAL ESTATE MARKET REPORT

PASCO COUNTY - SINGLE FAMILY HOME

6/11/2024

MLS Status ● Active ● Canceled ● Pending ● Sold ● Temporarily Off-Market



TOTALS

MLS Status	4 Week Total
Active	1164
Canceled	190
Pending	838
Sold	905
Temporarily Off-Market	61

DAILY MARKET CHANGE

Category	Sum of Pasco
Back on the Market	9
New Listings	45
Price Decrease	74
Price Increase	8

*Back on Market can be from these sources - Pending, Temp Off Market, Cancelled and Expired Listing)

7 DAY SOLD COMPARISON

Closed Prior Year	Volume	Count
Tuesday, June 11, 2024	\$2,565,500	7
Monday, June 10, 2024	\$15,669,740	36
Saturday, June 08, 2024	\$399,000	1
Friday, June 07, 2024	\$28,151,450	67
Thursday, June 06, 2024	\$13,883,800	30
Wednesday, June 05, 2024	\$11,579,115	26
Total	\$72,248,605	167

Closed Prior Year	Volume	Count
Sunday, June 11, 2023	\$1,018,325	4
Saturday, June 10, 2023	\$920,000	2
Friday, June 09, 2023	\$26,443,983	62
Thursday, June 08, 2023	\$9,711,306	25
Wednesday, June 07, 2023	\$9,324,510	26
Tuesday, June 06, 2023	\$10,251,940	23
Monday, June 05, 2023	\$16,371,456	41
Total	\$74,041,520	183

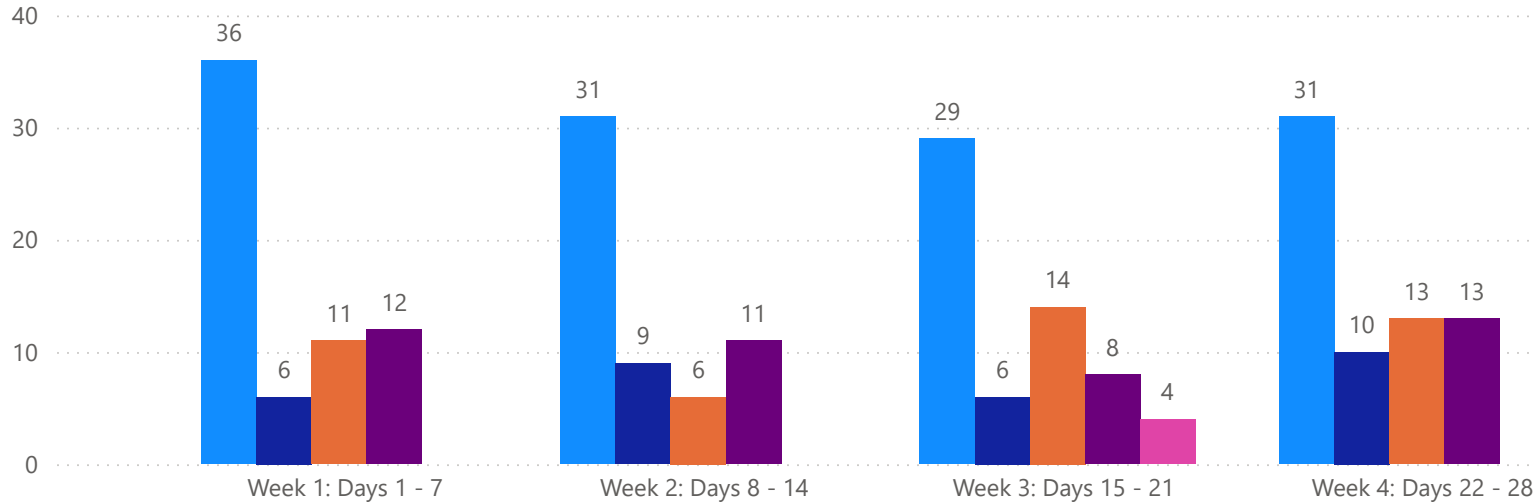


4 WEEK REAL ESTATE MARKET REPORT

PASCO COUNTY - CONDO

6/11/2024

MLSStatus ● Active ● Canceled ● Pending ● Sold ● Temporarily Off-Market



TOTALS

MLS Status	4 Week Total
Active	127
Canceled	31
Pending	44
Sold	44
Temporarily Off-Market	4

DAILY MARKET CHANGE

Category	Sum of Pasco
Back on the Market	1
New Listings	2
Price Decrease	6
Price Increase	1

*Back on Market can be from these sources - Pending, Temp Off Market, Cancelled and Expired Listing)

7 DAY SOLD COMPARISON

Closed Prior Year	Volume	Count
Tuesday, June 11, 2024	\$102,000	1
Monday, June 10, 2024	\$279,000	1
Friday, June 07, 2024	\$985,000	6
Thursday, June 06, 2024	\$768,200	3
Wednesday, June 05, 2024	\$175,000	1
Total	\$2,309,200	12

Closed Prior Year	Volume	Count
Friday, June 09, 2023	\$388,900	2
Thursday, June 08, 2023	\$642,500	3
Wednesday, June 07, 2023	\$489,000	3
Tuesday, June 06, 2023	\$289,500	2
Monday, June 05, 2023	\$175,000	1
Total	\$1,984,900	11

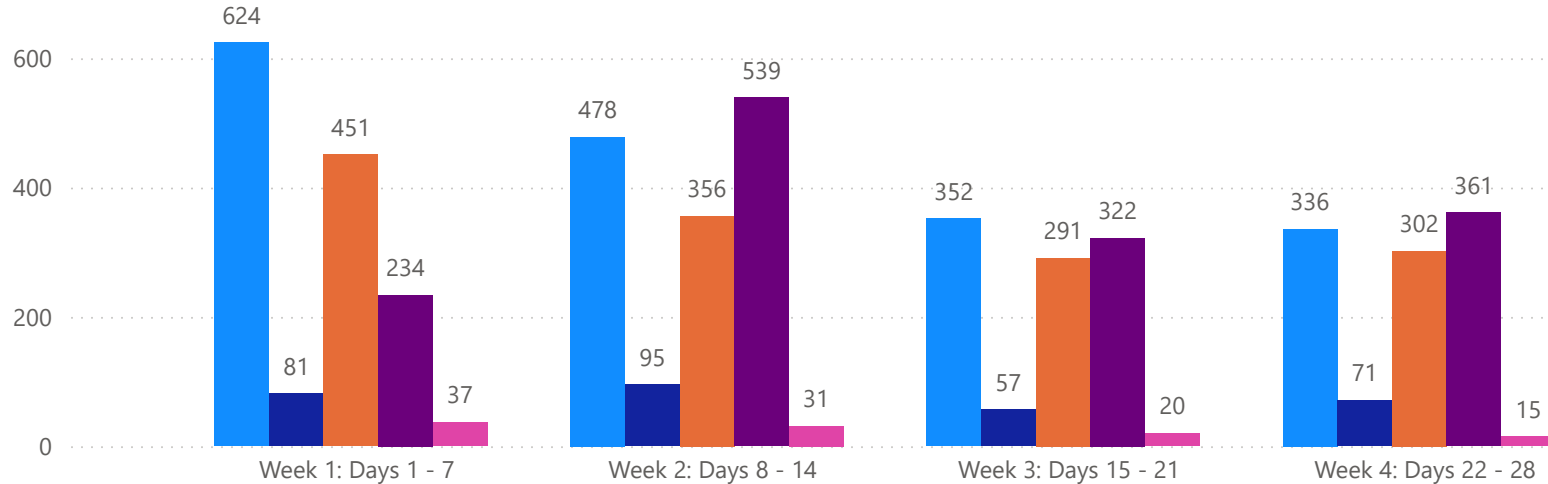


4 WEEK REAL ESTATE MARKET REPORT

HILLSBOROUGH COUNTY - SINGLE FAMILY HOME

6/11/2024

MLS Status ● Active ● Canceled ● Pending ● Sold ● Temporarily Off-Market



TOTALS

MLS Status	4 Week Total
Active	1790
Canceled	304
Pending	1400
Sold	1456
Temporarily Off-Market	103

DAILY MARKET CHANGE

Category	Sum of Hillsborough	*Back on Market can be from these sources - Pending, Temp Off Market, Cancelled and Expired Listing)
Back on the Market	2	
New Listings	6	
Price Decrease	8	
Price Increase	1	

7 DAY SOLD COMPARISON

Closed Prior Year	Volume	Count
Tuesday, June 11, 2024	\$12,224,908	20
Monday, June 10, 2024	\$23,235,350	40
Sunday, June 09, 2024	\$441,000	1
Friday, June 07, 2024	\$58,375,767	90
Thursday, June 06, 2024	\$25,224,963	41
Wednesday, June 05, 2024	\$27,701,428	42
Total	\$147,203,416	234

Closed Prior Year	Volume	Count
Sunday, June 11, 2023	\$424,944	1
Saturday, June 10, 2023	\$1,019,000	3
Friday, June 09, 2023	\$57,098,865	102
Thursday, June 08, 2023	\$30,018,595	56
Wednesday, June 07, 2023	\$35,669,195	51
Tuesday, June 06, 2023	\$25,850,648	44
Monday, June 05, 2023	\$50,541,628	81
Total	\$200,622,875	338

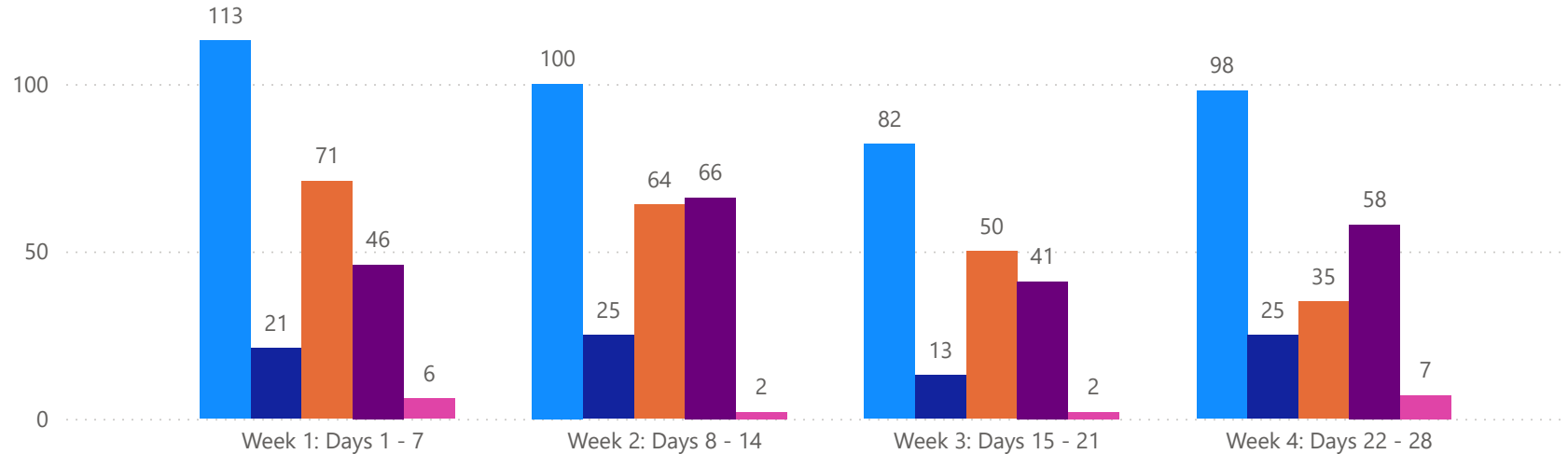


4 WEEK REAL ESTATE MARKET REPORT

HILLSBOROUGH COUNTY - CONDO

6/11/2024

MLS Status ● Active ● Canceled ● Pending ● Sold ● Temporarily Off-Market



TOTALS

MLS Status	4 Week Total
Active	393
Canceled	84
Pending	220
Sold	211
Temporarily Off-Market	17

DAILY MARKET CHANGE

Category	Sum of Hillsborough	*Back on Market can be from these sources - Pending, Temp Off Market, Cancelled and Expired Listing)
Back on the Market		
New Listings	1	
Price Decrease	1	
Price Increase		

7 DAY SOLD COMPARISON

Closed Prior Year	Volume	Count	Closed Prior Year	Volume	Count
Tuesday, June 11, 2024	\$6,635,000	5	Friday, June 09, 2023	\$2,818,400	10
Monday, June 10, 2024	\$1,455,000	5	Thursday, June 08, 2023	\$1,585,500	6
Friday, June 07, 2024	\$23,713,250	22	Wednesday, June 07, 2023	\$1,712,690	6
Thursday, June 06, 2024	\$8,049,250	6	Tuesday, June 06, 2023	\$1,864,000	3
Wednesday, June 05, 2024	\$2,823,000	8	Monday, June 05, 2023	\$1,321,000	5
Total	\$42,675,500	46	Total	\$9,301,590	30

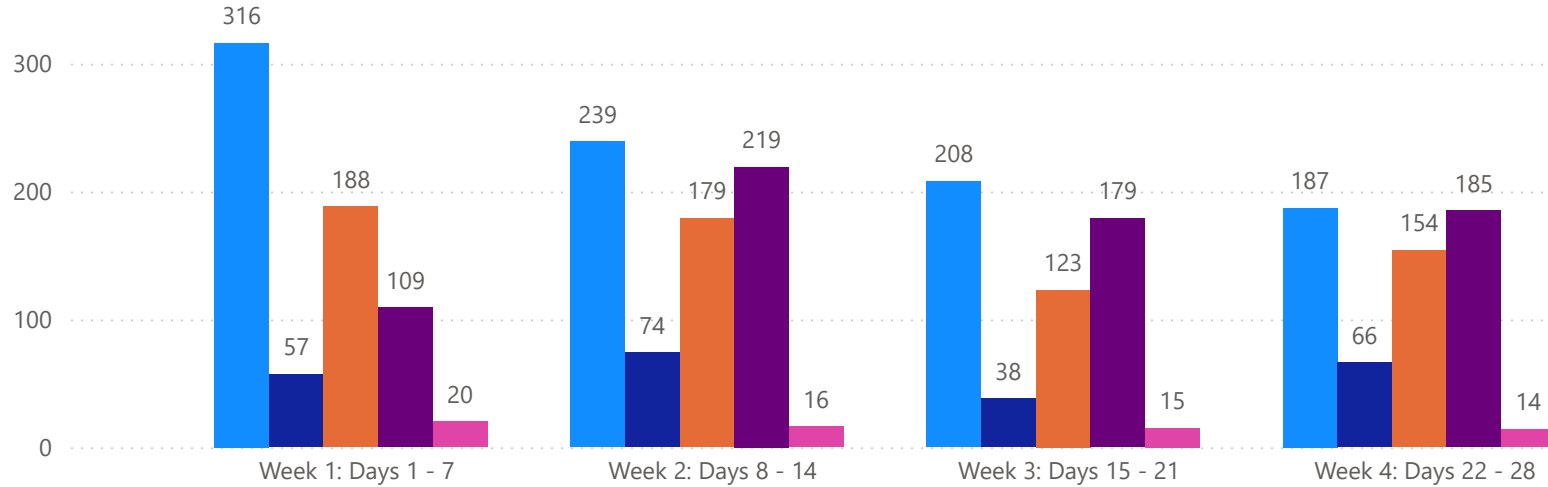


4 WEEK REAL ESTATE MARKET REPORT

SARASOTA COUNTY - SINGLE FAMILY HOME

6/11/2024

MLS Status ● Active ● Canceled ● Pending ● Sold ● Temporarily Off-Market



TOTALS

MLS Status	4 Week Total
Active	950
Canceled	235
Pending	644
Sold	692
Temporarily Off-Market	65

DAILY MARKET CHANGE

Category	Sum of Sarasota
Back on the Market	13
New Listings	25
Price Decrease	48
Price Increase	21

*Back on Market can be from these sources - Pending, Temp Off Market, Cancelled and Expired Listing)

7 DAY SOLD COMPARISON

Closed Prior Year	Volume	Count
Tuesday, June 11, 2024	\$10,514,000	14
Monday, June 10, 2024	\$17,299,000	26
Friday, June 07, 2024	\$38,129,235	36
Thursday, June 06, 2024	\$9,731,118	17
Wednesday, June 05, 2024	\$8,952,400	16
Total	\$84,625,753	109

Closed Prior Year	Volume	Count
Sunday, June 11, 2023	\$299,900	1
Saturday, June 10, 2023	\$2,227,000	4
Friday, June 09, 2023	\$34,447,524	53
Thursday, June 08, 2023	\$22,090,095	24
Wednesday, June 07, 2023	\$19,306,770	22
Tuesday, June 06, 2023	\$17,760,639	24
Monday, June 05, 2023	\$17,106,879	29
Total	\$113,238,807	157

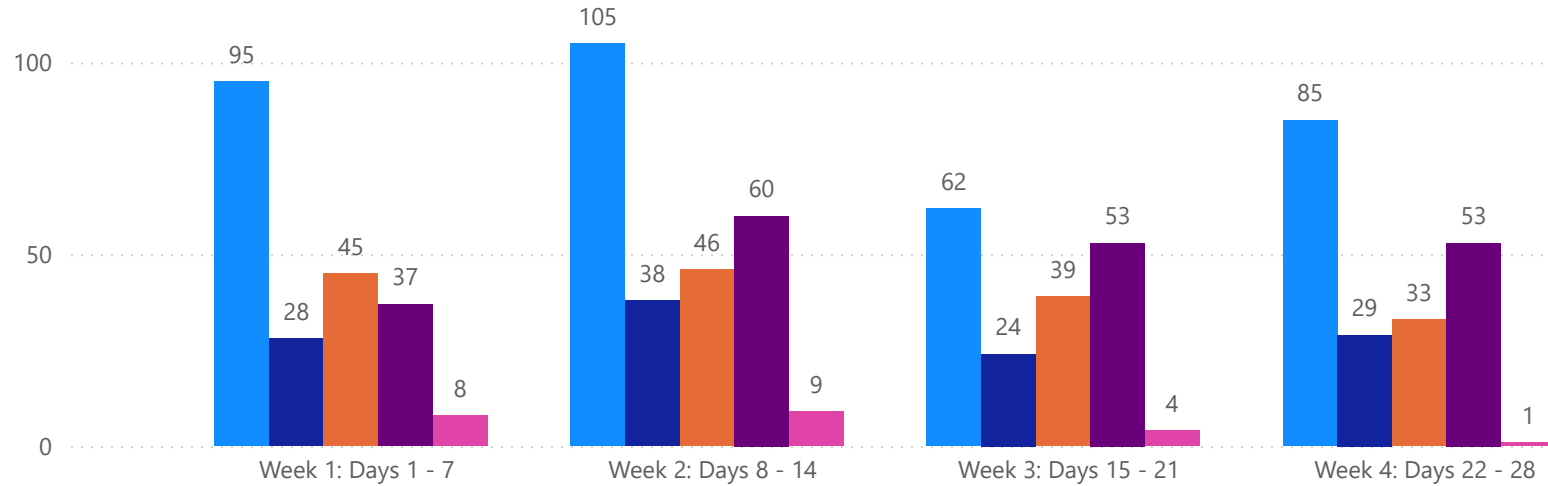


4 WEEK REAL ESTATE MARKET REPORT

SARASOTA COUNTY - CONDO

6/11/2024

MLS Status ● Active ● Canceled ● Pending ● Sold ● Temporarily Off-Market



TOTALS

MLS Status	4 Week Total
Active	347
Canceled	119
Pending	163
Sold	203
Temporarily Off-Market	22

DAILY MARKET CHANGE

Category	Sum of Sarasota
Back on the Market	0
New Listings	7
Price Decrease	11
Price Increase	0

*Back on Market can be from these sources - Pending, Temp Off Market, Cancelled and Expired Listing)

7 DAY SOLD COMPARISON

Closed Prior Year	Volume	Count	Closed Prior Year	Volume	Count
Tuesday, June 11, 2024	\$3,885,000	5	Friday, June 09, 2023	\$8,852,500	12
Monday, June 10, 2024	\$1,400,000	1	Thursday, June 08, 2023	\$6,434,500	9
Friday, June 07, 2024	\$6,984,000	14	Wednesday, June 07, 2023	\$2,375,000	3
Thursday, June 06, 2024	\$7,328,250	10	Tuesday, June 06, 2023	\$2,216,000	4
Wednesday, June 05, 2024	\$3,453,900	7	Monday, June 05, 2023	\$4,425,000	8
Total	\$23,051,150	37	Total	\$24,303,000	36

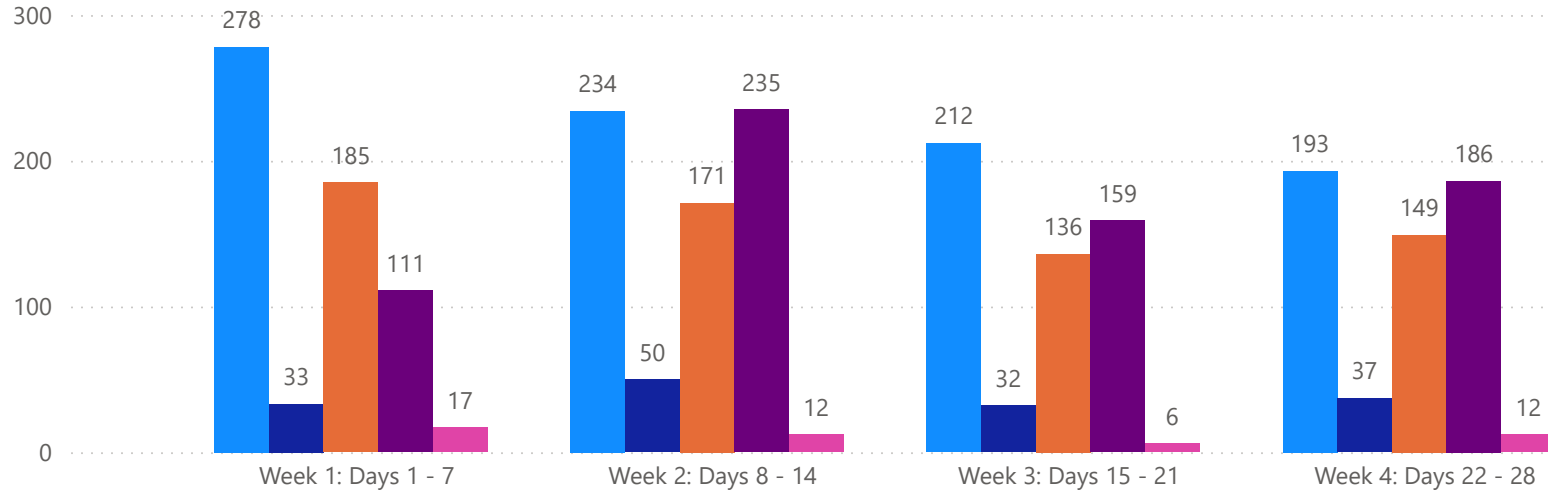


4 WEEK REAL ESTATE MARKET REPORT

MANATEE COUNTY - SINGLE FAMILY HOME

6/11/2024

MLS Status ● Active ● Canceled ● Pending ● Sold ● Temporarily Off-Market



TOTALS

MLS Status	4 Week Total
Active	917
Canceled	152
Pending	641
Sold	691
Temporarily Off-Market	47

DAILY MARKET CHANGE

Category	Sum of Manatee
Back on the Market	11
New Listings	33
Price Decrease	60
Price Increase	3

*Back on Market can be from these sources - Pending, Temp Off Market, Cancelled and Expired Listing)

7 DAY SOLD COMPARISON

Closed Prior Year	Volume	Count
Tuesday, June 11, 2024	\$6,311,500	3
Monday, June 10, 2024	\$12,899,099	20
Sunday, June 09, 2024	\$469,990	1
Friday, June 07, 2024	\$27,940,582	41
Thursday, June 06, 2024	\$14,896,930	22
Wednesday, June 05, 2024	\$24,668,572	24
Total	\$87,186,673	111

Closed Prior Year	Volume	Count
Saturday, June 10, 2023	\$465,500	1
Friday, June 09, 2023	\$25,917,452	41
Thursday, June 08, 2023	\$17,109,990	24
Wednesday, June 07, 2023	\$15,058,792	24
Tuesday, June 06, 2023	\$5,257,000	9
Monday, June 05, 2023	\$10,943,830	21
Total	\$74,752,564	120

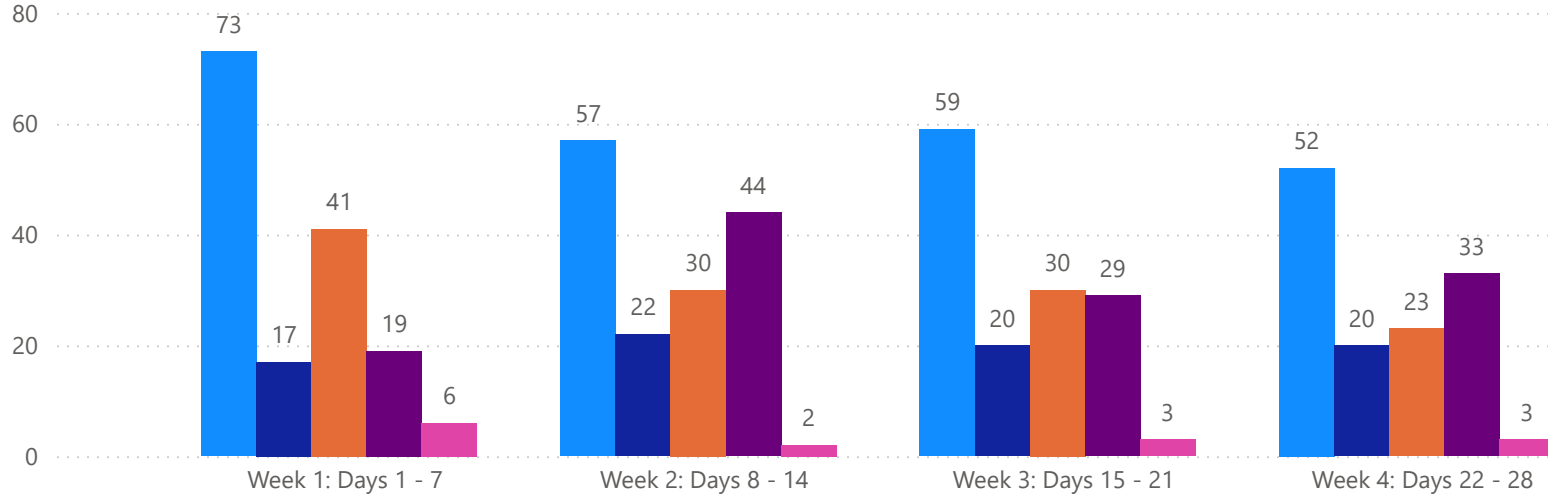


4 WEEK REAL ESTATE MARKET REPORT

MANATEE COUNTY - CONDO

6/11/2024

MLS Status ● Active ● Canceled ● Pending ● Sold ● Temporarily Off-Market



TOTALS

MLS Status	4 Week Total
Active	241
Canceled	79
Pending	124
Sold	125
Temporarily Off-Market	14

DAILY MARKET CHANGE

Category	Sum of Manatee
Back on the Market	1
New Listings	5
Price Decrease	14
Price Increase	0

*Back on Market can be from these sources - Pending, Temp Off Market, Cancelled and Expired Listing)

7 DAY SOLD COMPARISON

Closed Prior Year	Volume	Count
Tuesday, June 11, 2024	\$619,000	2
Monday, June 10, 2024	\$2,765,000	4
Friday, June 07, 2024	\$3,173,250	9
Thursday, June 06, 2024	\$492,000	2
Wednesday, June 05, 2024	\$1,460,000	2
Total	\$8,509,250	19

Closed Prior Year	Volume	Count
Saturday, June 10, 2023	\$725,000	1
Friday, June 09, 2023	\$7,239,000	12
Thursday, June 08, 2023	\$2,704,000	6
Wednesday, June 07, 2023	\$1,278,500	5
Tuesday, June 06, 2023	\$3,686,000	8
Monday, June 05, 2023	\$1,107,500	4
Total	\$16,740,000	36

