



4 WEEK REAL ESTATE MARKET REPORT

Wednesday, June 12, 2024

As of: Thursday, June 13, 2024

- 1 Report Breakdown
- 2 Cumulative Tampa Bay Report - Single Family Home
- 3 Cumulative Tampa Bay Report - Condominium
- 4 Pinellas County - Single Family Home
- 5 Pinellas County - Condominium
- 6 Pasco County - Single Family Home
- 7 Pasco County - Condominium
- 8 Hillsborough County - Single Family Home
- 9 Hillsborough County - Condominium
- 10 Sarasota County - Single Family Home
- 11 Sarasota County - Condominium
- 12 Manatee County - Single Family Home
- 13 Manatee County - Condominium



4 WEEK REAL ESTATE MARKET REPORT

REPORT BREAKDOWN

Wednesday, June 12, 2024

as of: 6/13/2024

Day 1	Wednesday, June 12, 2024
Day 2	Tuesday, June 11, 2024
Day 3	Monday, June 10, 2024
Day 4	Sunday, June 9, 2024
#####	Saturday, June 8, 2024
Day 6	Friday, June 7, 2024
Day 7	Thursday, June 6, 2024
Day 8	Wednesday, June 5, 2024
Day 9	Tuesday, June 4, 2024
Day 10	Monday, June 3, 2024
Day 11	Sunday, June 2, 2024
Day 12	Saturday, June 1, 2024
Day 13	Friday, May 31, 2024
Day 14	Thursday, May 30, 2024
Day 15	Wednesday, May 29, 2024
Day 16	Tuesday, May 28, 2024
Day 17	Monday, May 27, 2024
Day 18	Sunday, May 26, 2024
Day 19	Saturday, May 25, 2024
Day 20	Friday, May 24, 2024
Day 21	Thursday, May 23, 2024
Day 22	Wednesday, May 22, 2024
Day 23	Tuesday, May 21, 2024
Day 24	Monday, May 20, 2024
Day 25	Sunday, May 19, 2024
Day 26	Saturday, May 18, 2024
Day 27	Friday, May 17, 2024
Day 28	Thursday, May 16, 2024

REPORT BREAKDOWN

GRAPH:

Active - Newly listed during the date range
 Pending - Status changed to 'pending' during the date range
 Sold - Closed during the date range
 Canceled - Canceled during the date range
 Temp off Market - Status changed to 'temp' off market' during the date range

The date ranges are not cumulative.
 Day 1: Wednesday, June 12, 2024
 Day 28: Thursday, May 16, 2024

TOTALS:

4 Weeks: The summation of each date range (Day 1 - Day 28)

Market Changes

Day 1's New Listings, Price Increase, Price Decreases and Back on Market

Manatee County - Single Family Home

7 Day Sold Comparison

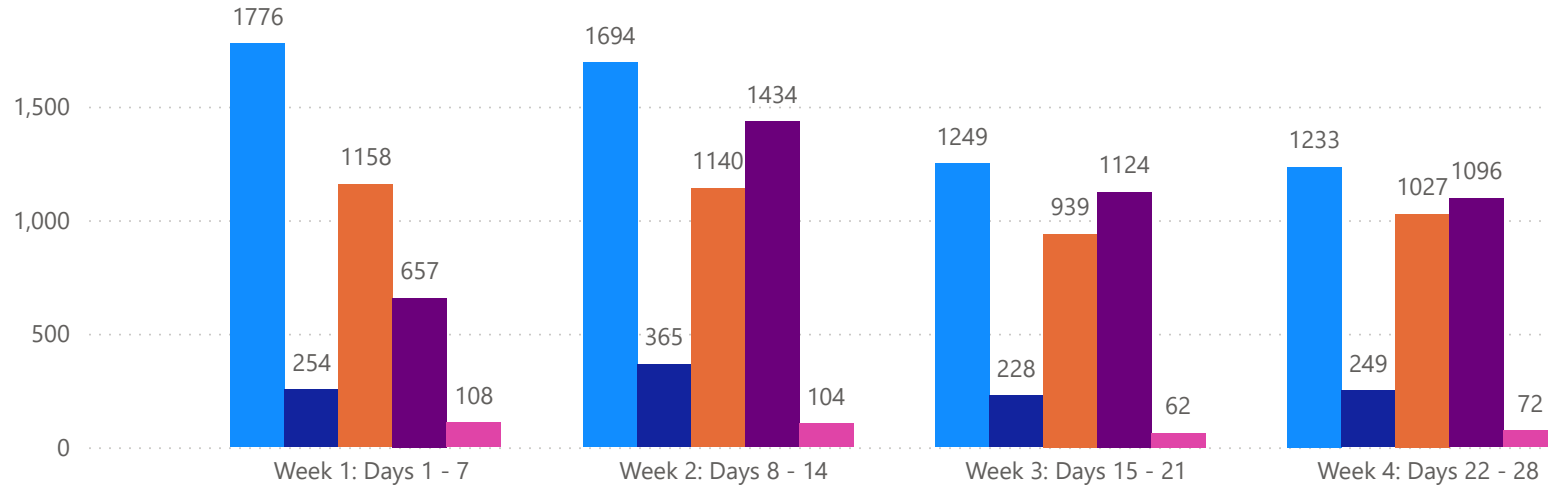
Compares the sold amount and volume in the last 7 days against the same timeframe in the prior year and days 8 - days 14.

4 WEEK REAL ESTATE MARKET REPORT

TAMPA BAY - SINGLE FAMILY HOME

6/12/2024

MLS Status ● Active ● Canceled ● Pending ● Sold ● Temporarily Off-Market



TOTALS

MLS Status	4 Week Total
Active	5952
Canceled	1096
Pending	4264
Sold	4311
Temporarily Off-Market	346

DAILY MARKET CHANGE

Category	Sum of Total
Back on the Market	67
New Listings	223
Price Decrease	340
Price Increase	47

*Back on Market can be from these sources - Pending, Temp Off Market, Cancelled and Expired Listing)

7 DAY SOLD COMPARISON

Closed Prior Year	Volume	Count
Tuesday, June 11, 2024	\$40,859,419	61
Monday, June 10, 2024	\$94,258,138	152
Sunday, June 09, 2024	\$910,990	2
Saturday, June 08, 2024	\$399,000	1
Friday, June 07, 2024	\$186,806,188	296
Thursday, June 06, 2024	\$84,023,911	145
Total	\$407,257,646	657

Closed Prior Year	Volume	Count
Monday, June 12, 2023	\$135,991,854	217
Sunday, June 11, 2023	\$1,743,169	6
Saturday, June 10, 2023	\$5,380,000	12
Friday, June 09, 2023	\$195,659,739	331
Thursday, June 08, 2023	\$95,446,086	162
Wednesday, June 07, 2023	\$96,479,685	154
Tuesday, June 06, 2023	\$75,512,105	133
Total	\$606,212,638	1015

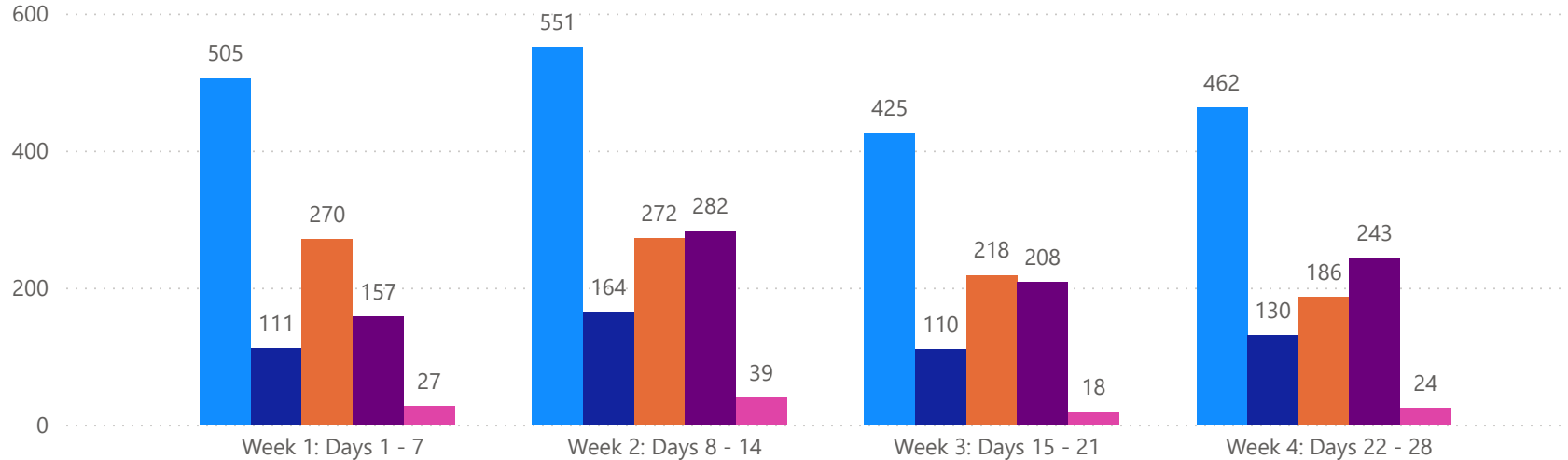


4 WEEK REAL ESTATE MARKET REPORT

TAMPA BAY - CONDO

6/12/2024

MLS Status ● Active ● Canceled ● Pending ● Sold ● Temporarily Off-Market



TOTALS

MLS Status	4 Week Total
Active	1943
Canceled	515
Pending	946
Sold	890
Temporarily Off-Market	108

DAILY MARKET CHANGE

Category	Sum of Total
Back on the Market	12
New Listings	48
Price Decrease	92
Price Increase	5

*Back on Market can be from these sources - Pending, Temp Off Market, Cancelled and Expired Listing)

7 DAY SOLD COMPARISON

Closed Prior Year	Volume	Count
Tuesday, June 11, 2024	\$12,401,000	17
Monday, June 10, 2024	\$11,413,203	26
Friday, June 07, 2024	\$42,499,000	79
Thursday, June 06, 2024	\$21,994,700	35
Total	\$88,307,903	157

Closed Prior Year	Volume	Count
Monday, June 12, 2023	\$34,340,677	49
Saturday, June 10, 2023	\$1,845,500	3
Friday, June 09, 2023	\$31,687,300	69
Thursday, June 08, 2023	\$15,199,900	36
Wednesday, June 07, 2023	\$10,930,290	35
Tuesday, June 06, 2023	\$12,764,000	30
Total	\$106,767,667	222

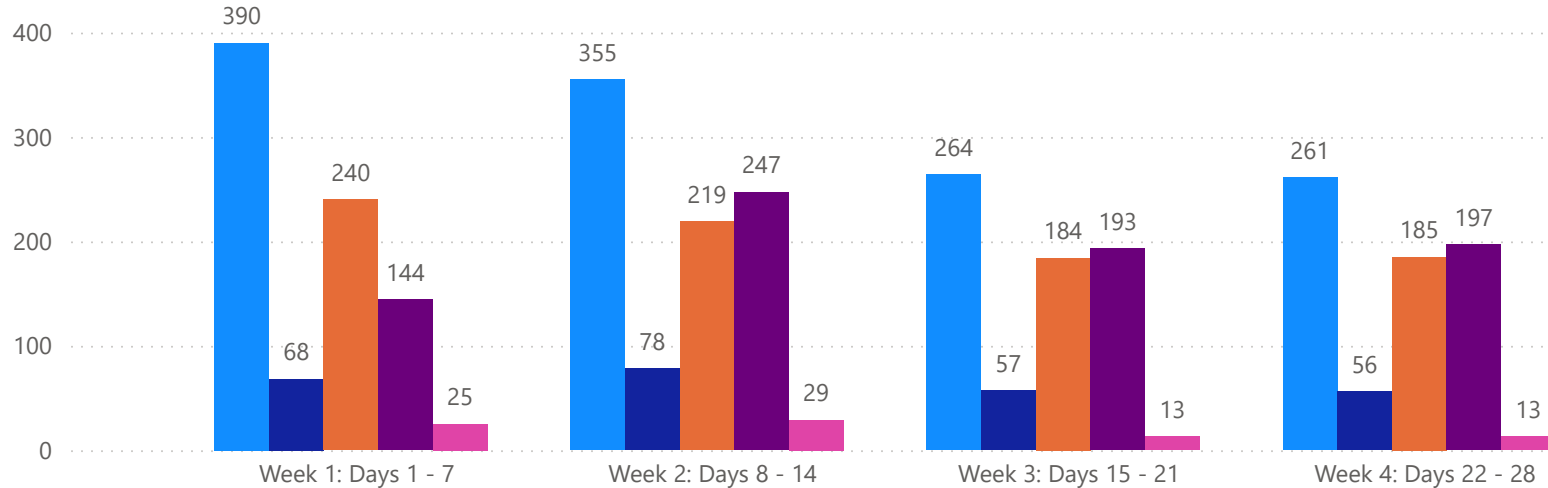


4 WEEK REAL ESTATE MARKET REPORT

PINELLAS COUNTY - SINGLE FAMILY HOME

6/12/2024

MLS Status ● Active ● Canceled ● Pending ● Sold ● Temporarily Off-Market



TOTALS

MLS Status	4 Week Total
Active	1270
Canceled	259
Pending	828
Sold	781
Temporarily Off-Market	80

DAILY MARKET CHANGE

Category	Sum of Pinellas
Back on the Market	12
New Listings	57
Price Decrease	76
Price Increase	4

*Back on Market can be from these sources - Pending, Temp Off Market, Cancelled and Expired Listing)

7 DAY SOLD COMPARISON

Closed Prior Year	Volume	Count
Tuesday, June 11, 2024	\$9,243,511	17
Monday, June 10, 2024	\$25,154,949	30
Friday, June 07, 2024	\$34,209,154	62
Thursday, June 06, 2024	\$20,287,100	35
Total	\$88,894,714	144

Closed Prior Year	Volume	Count
Monday, June 12, 2023	\$28,360,948	32
Saturday, June 10, 2023	\$748,500	2
Friday, June 09, 2023	\$51,751,915	73
Thursday, June 08, 2023	\$16,516,100	33
Wednesday, June 07, 2023	\$17,120,418	31
Tuesday, June 06, 2023	\$16,391,878	33
Total	\$130,889,759	204

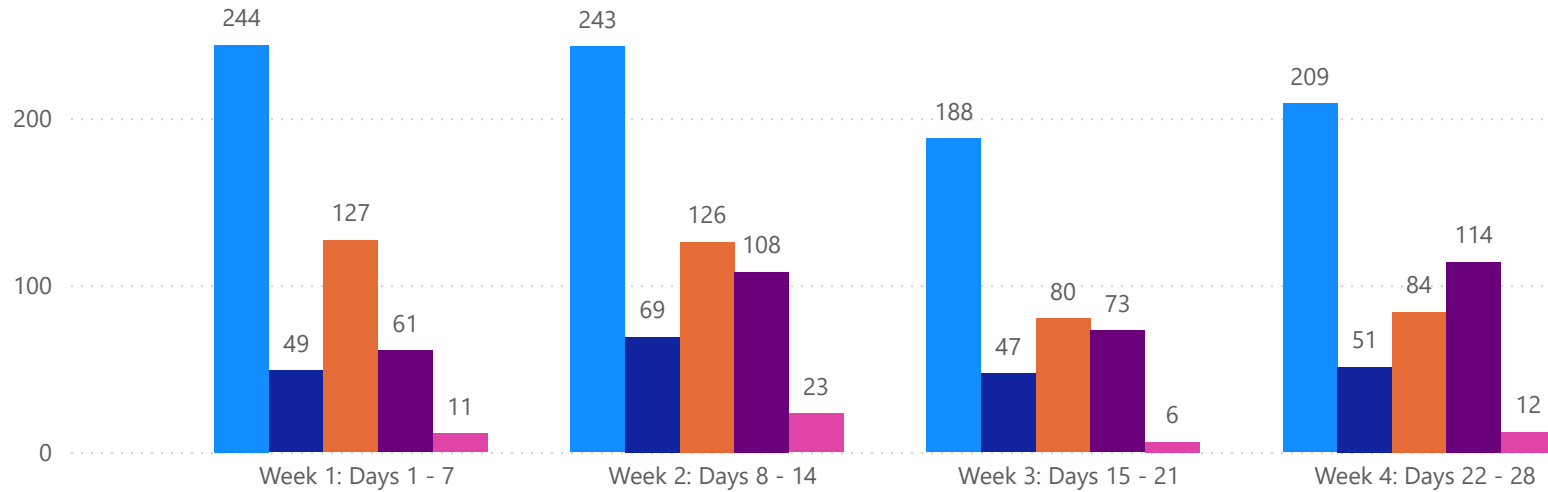


4 WEEK REAL ESTATE MARKET REPORT

PINELLAS COUNTY - CONDO

6/12/2024

MLS Status ● Active ● Canceled ● Pending ● Sold ● Temporarily Off-Market



TOTALS

MLS Status	4 Week Total
Active	884
Canceled	216
Pending	417
Sold	356
Temporarily Off-Market	52

DAILY MARKET CHANGE

Category	Sum of Pinellas
Back on the Market	9
New Listings	24
Price Decrease	45
Price Increase	4

*Back on Market can be from these sources - Pending, Temp Off Market, Cancelled and Expired Listing)

7 DAY SOLD COMPARISON

Closed Prior Year	Volume	Count
Tuesday, June 11, 2024	\$1,160,000	4
Monday, June 10, 2024	\$5,514,203	15
Friday, June 07, 2024	\$7,643,500	28
Thursday, June 06, 2024	\$5,357,000	14
Total	\$19,674,703	61

Closed Prior Year	Volume	Count
Monday, June 12, 2023	\$16,378,150	24
Saturday, June 10, 2023	\$1,120,500	2
Friday, June 09, 2023	\$12,388,500	33
Thursday, June 08, 2023	\$3,833,400	12
Wednesday, June 07, 2023	\$5,075,100	18
Tuesday, June 06, 2023	\$4,708,500	13
Total	\$43,504,150	102

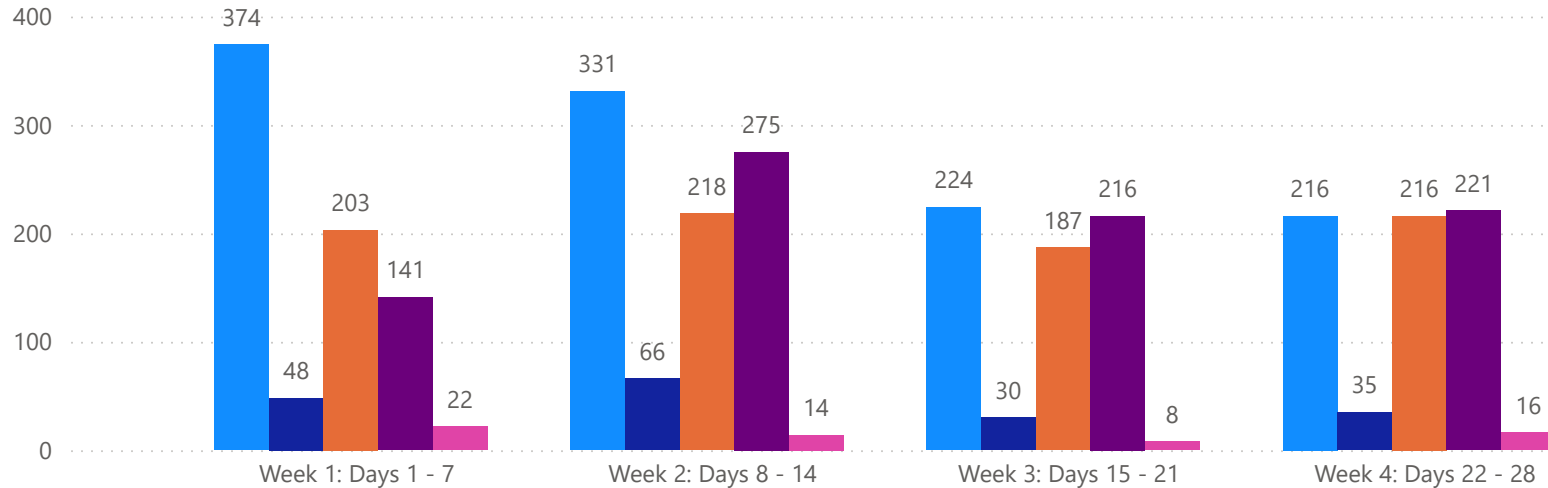


4 WEEK REAL ESTATE MARKET REPORT

PASCO COUNTY - SINGLE FAMILY HOME

6/12/2024

MLS Status ● Active ● Canceled ● Pending ● Sold ● Temporarily Off-Market



TOTALS

MLS Status	4 Week Total
Active	1145
Canceled	179
Pending	824
Sold	853
Temporarily Off-Market	60

DAILY MARKET CHANGE

Category	Sum of Pasco
Back on the Market	9
New Listings	45
Price Decrease	74
Price Increase	8

*Back on Market can be from these sources - Pending, Temp Off Market, Cancelled and Expired Listing)

7 DAY SOLD COMPARISON

Closed Prior Year	Volume	Count
Tuesday, June 11, 2024	\$2,565,500	7
Monday, June 10, 2024	\$15,669,740	36
Saturday, June 08, 2024	\$399,000	1
Friday, June 07, 2024	\$28,151,450	67
Thursday, June 06, 2024	\$13,883,800	30
Total	\$60,669,490	141

Closed Prior Year	Volume	Count
Monday, June 12, 2023	\$23,885,774	52
Sunday, June 11, 2023	\$1,018,325	4
Saturday, June 10, 2023	\$920,000	2
Friday, June 09, 2023	\$26,443,983	62
Thursday, June 08, 2023	\$9,711,306	25
Wednesday, June 07, 2023	\$9,324,510	26
Tuesday, June 06, 2023	\$10,251,940	23
Total	\$81,555,838	194

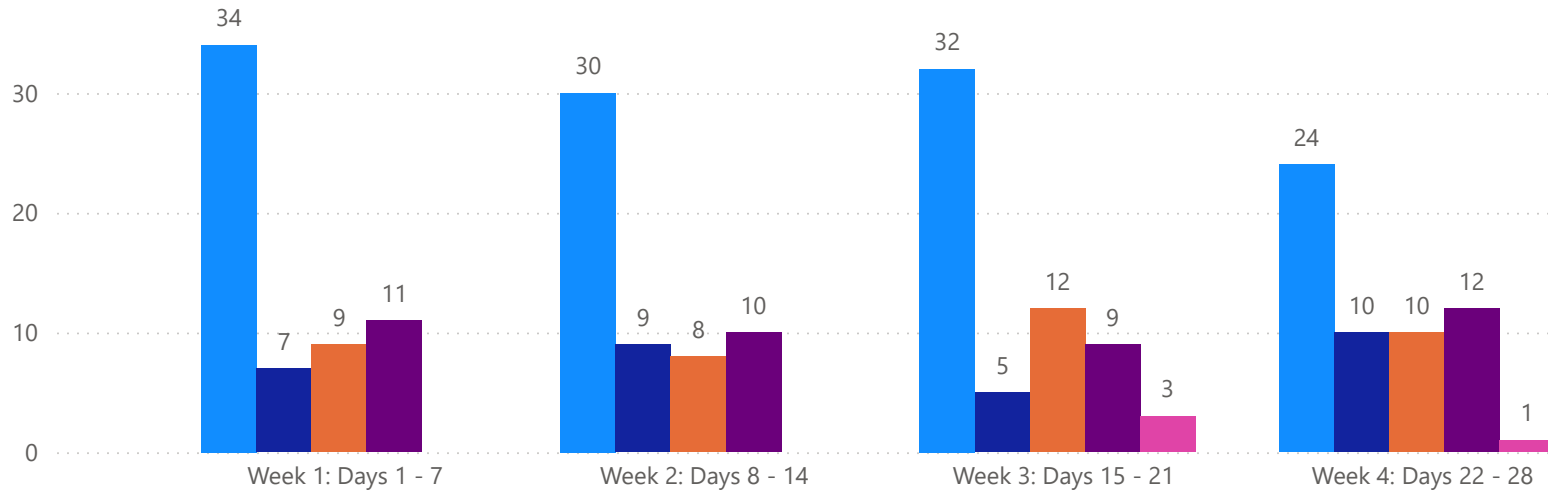


4 WEEK REAL ESTATE MARKET REPORT

PASCO COUNTY - CONDO

6/12/2024

MLSStatus ● Active ● Canceled ● Pending ● Sold ● Temporarily Off-Market



TOTALS

MLS Status	4 Week Total
Active	120
Canceled	31
Pending	39
Sold	42
Temporarily Off-Market	4

DAILY MARKET CHANGE

Category	Sum of Pasco
Back on the Market	1
New Listings	2
Price Decrease	6
Price Increase	1

*Back on Market can be from these sources - Pending, Temp Off Market, Cancelled and Expired Listing)

7 DAY SOLD COMPARISON

Closed Prior Year	Volume	Count
Tuesday, June 11, 2024	\$102,000	1
Monday, June 10, 2024	\$279,000	1
Friday, June 07, 2024	\$985,000	6
Thursday, June 06, 2024	\$768,200	3
Total	\$2,134,200	11

Closed Prior Year	Volume	Count
Friday, June 09, 2023	\$388,900	2
Thursday, June 08, 2023	\$642,500	3
Wednesday, June 07, 2023	\$489,000	3
Tuesday, June 06, 2023	\$289,500	2
Total	\$1,809,900	10

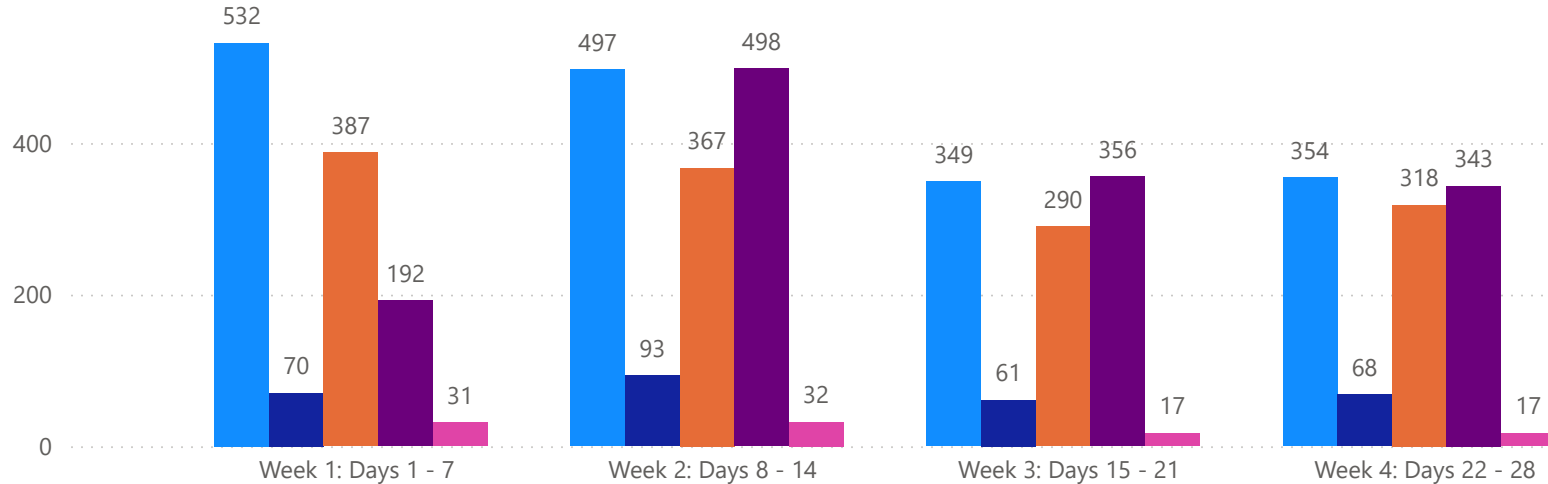


4 WEEK REAL ESTATE MARKET REPORT

HILLSBOROUGH COUNTY - SINGLE FAMILY HOME

6/12/2024

MLS Status ● Active ● Canceled ● Pending ● Sold ● Temporarily Off-Market



TOTALS

MLS Status	4 Week Total
Active	1732
Canceled	292
Pending	1362
Sold	1389
Temporarily Off-Market	97

DAILY MARKET CHANGE

Category	Sum of Hillsboroug	*Back on Market can be from these sources - Pending, Temp Off Market, Cancelled and Expired Listing)
Back on the Market	2	
New Listings	6	
Price Decrease	8	
Price Increase	1	

7 DAY SOLD COMPARISON

Closed Prior Year	Volume	Count
Tuesday, June 11, 2024	\$12,224,908	20
Monday, June 10, 2024	\$23,235,350	40
Sunday, June 09, 2024	\$441,000	1
Friday, June 07, 2024	\$58,375,767	90
Thursday, June 06, 2024	\$25,224,963	41
Total	\$119,501,988	192

Closed Prior Year	Volume	Count
Monday, June 12, 2023	\$42,003,559	70
Sunday, June 11, 2023	\$424,944	1
Saturday, June 10, 2023	\$1,019,000	3
Friday, June 09, 2023	\$57,098,865	102
Thursday, June 08, 2023	\$30,018,595	56
Wednesday, June 07, 2023	\$35,669,195	51
Tuesday, June 06, 2023	\$25,850,648	44
Total	\$192,084,806	327

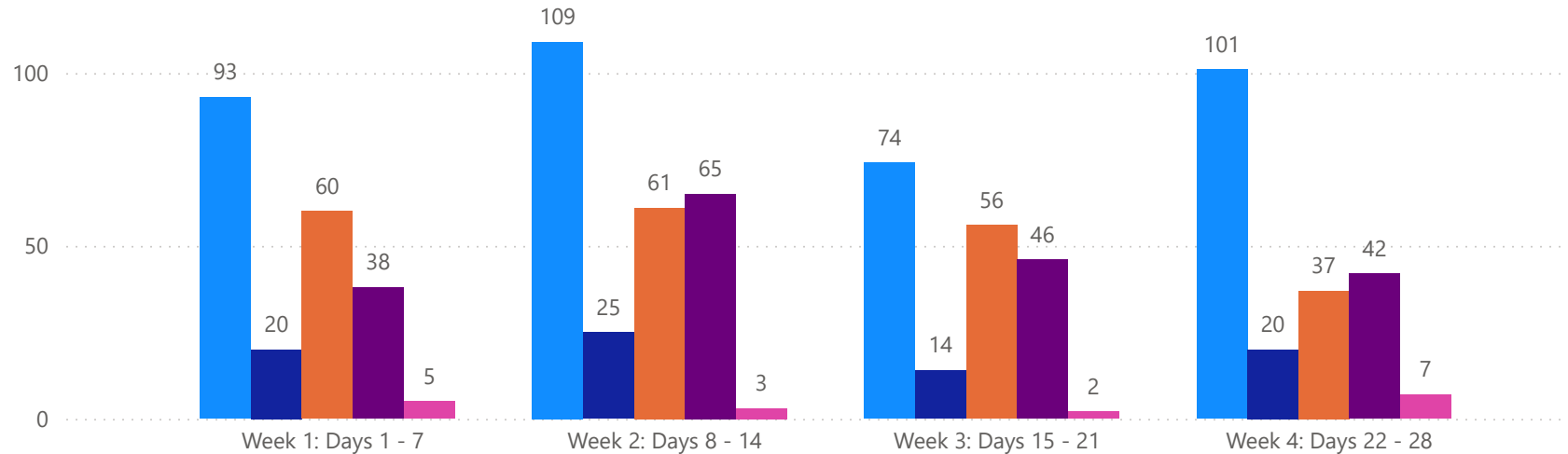


4 WEEK REAL ESTATE MARKET REPORT

HILLSBOROUGH COUNTY - CONDO

6/12/2024

MLSStatus ● Active ● Canceled ● Pending ● Sold ● Temporarily Off-Market



TOTALS

MLS Status	4 Week Total
Active	377
Canceled	79
Pending	214
Sold	191
Temporarily Off-Market	17

DAILY MARKET CHANGE

Category	Sum of Hillsborough	*Back on Market can be from these sources - Pending, Temp Off Market, Cancelled and Expired Listing)
Back on the Market		
New Listings	1	
Price Decrease	1	
Price Increase		

7 DAY SOLD COMPARISON

Closed Prior Year	Volume	Count
Tuesday, June 11, 2024	\$6,635,000	5
Monday, June 10, 2024	\$1,455,000	5
Friday, June 07, 2024	\$23,713,250	22
Thursday, June 06, 2024	\$8,049,250	6
Total	\$39,852,500	38

Closed Prior Year	Volume	Count
Monday, June 12, 2023	\$1,594,800	7
Friday, June 09, 2023	\$2,818,400	10
Thursday, June 08, 2023	\$1,585,500	6
Wednesday, June 07, 2023	\$1,712,690	6
Tuesday, June 06, 2023	\$1,864,000	3
Total	\$9,575,390	32

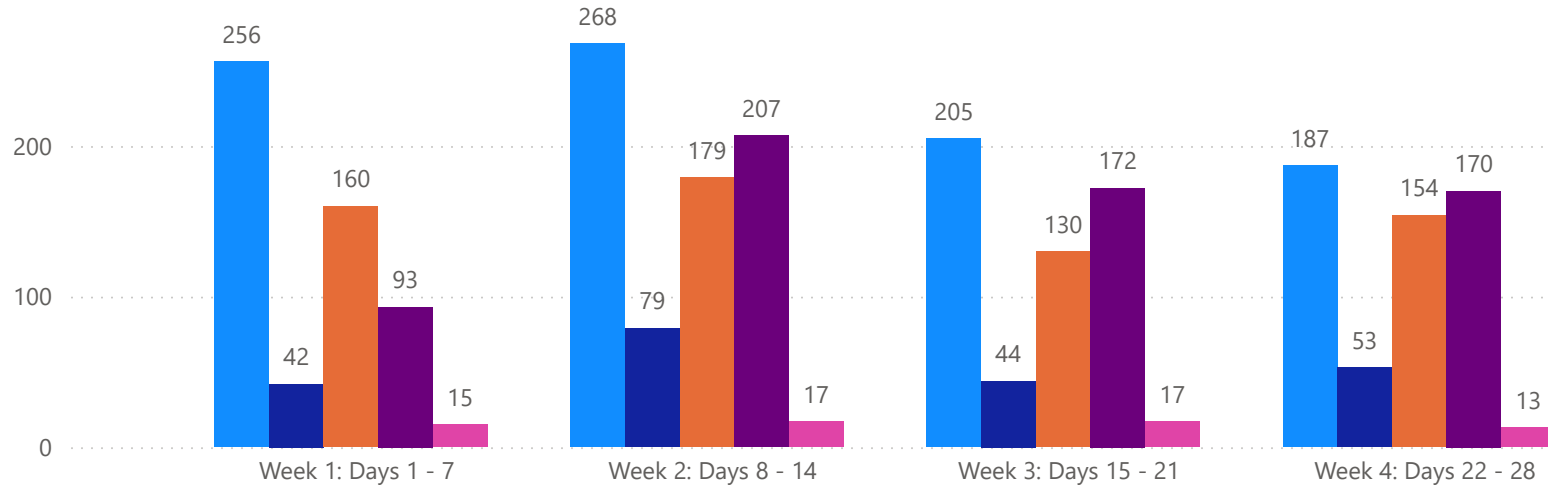


4 WEEK REAL ESTATE MARKET REPORT

SARASOTA COUNTY - SINGLE FAMILY HOME

6/12/2024

MLS Status ● Active ● Canceled ● Pending ● Sold ● Temporarily Off-Market



TOTALS

MLS Status	4 Week Total
Active	916
Canceled	218
Pending	623
Sold	642
Temporarily Off-Market	62

DAILY MARKET CHANGE

Category	Sum of Sarasota
Back on the Market	13
New Listings	25
Price Decrease	48
Price Increase	21

*Back on Market can be from these sources - Pending, Temp Off Market, Cancelled and Expired Listing)

7 DAY SOLD COMPARISON

Closed Prior Year	Volume	Count
Tuesday, June 11, 2024	\$10,514,000	14
Monday, June 10, 2024	\$17,299,000	26
Friday, June 07, 2024	\$38,129,235	36
Thursday, June 06, 2024	\$9,731,118	17
Total	\$75,673,353	93

Closed Prior Year	Volume	Count
Monday, June 12, 2023	\$14,719,199	24
Sunday, June 11, 2023	\$299,900	1
Saturday, June 10, 2023	\$2,227,000	4
Friday, June 09, 2023	\$34,447,524	53
Thursday, June 08, 2023	\$22,090,095	24
Wednesday, June 07, 2023	\$19,306,770	22
Tuesday, June 06, 2023	\$17,760,639	24
Total	\$110,851,127	152

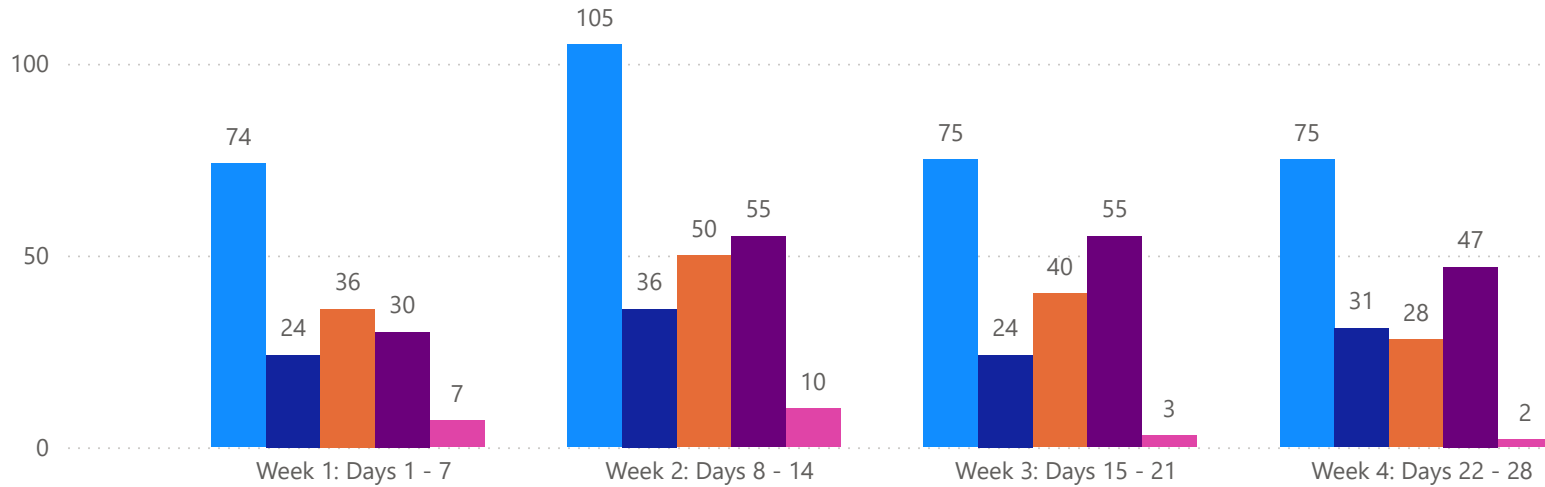


4 WEEK REAL ESTATE MARKET REPORT

SARASOTA COUNTY - CONDO

6/12/2024

MLSStatus ● Active ● Canceled ● Pending ● Sold ● Temporarily Off-Market



TOTALS

MLS Status	4 Week Total
Active	329
Canceled	115
Pending	154
Sold	187
Temporarily Off-Market	22

DAILY MARKET CHANGE

Category	Sum of Sarasota
Back on the Market	0
New Listings	7
Price Decrease	11
Price Increase	0

*Back on Market can be from these sources - Pending, Temp Off Market, Cancelled and Expired Listing)

7 DAY SOLD COMPARISON

Closed Prior Year	Volume	Count
Tuesday, June 11, 2024	\$3,885,000	5
Monday, June 10, 2024	\$1,400,000	1
Friday, June 07, 2024	\$6,984,000	14
Thursday, June 06, 2024	\$7,328,250	10
Total	\$19,597,250	30

Closed Prior Year	Volume	Count
Monday, June 12, 2023	\$13,508,900	11
Friday, June 09, 2023	\$8,852,500	12
Thursday, June 08, 2023	\$6,434,500	9
Wednesday, June 07, 2023	\$2,375,000	3
Tuesday, June 06, 2023	\$2,216,000	4
Total	\$33,386,900	39

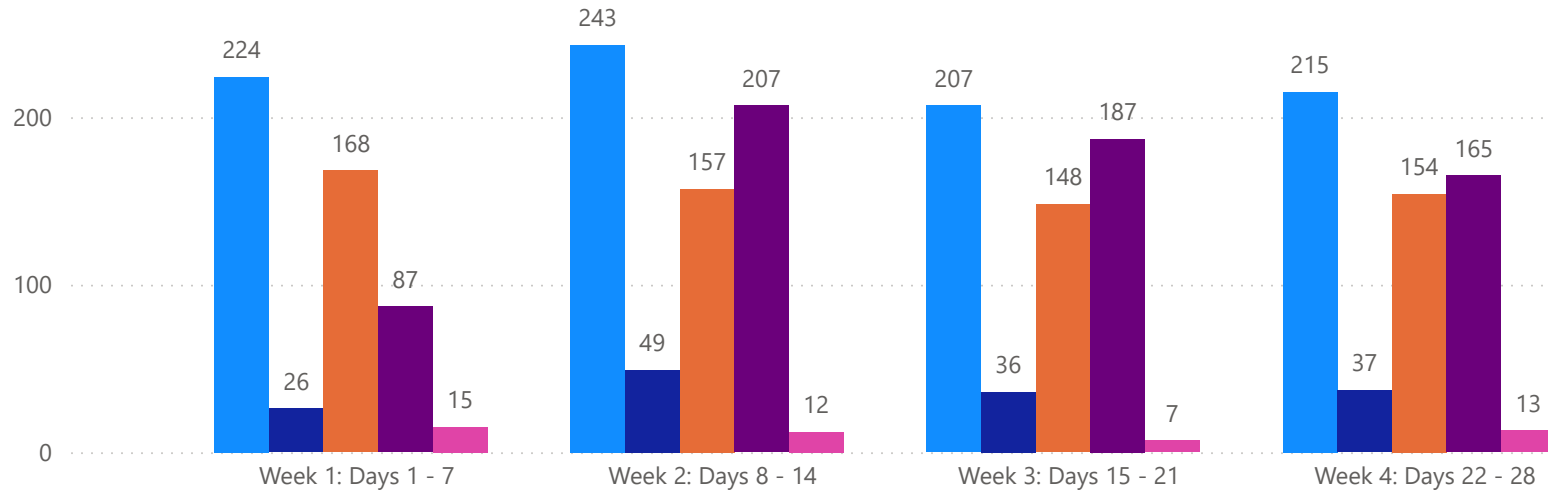


4 WEEK REAL ESTATE MARKET REPORT

MANATEE COUNTY - SINGLE FAMILY HOME

6/12/2024

MLS Status ● Active ● Canceled ● Pending ● Sold ● Temporarily Off-Market



TOTALS

MLS Status	4 Week Total
Active	889
Canceled	148
Pending	627
Sold	646
Temporarily Off-Market	47

DAILY MARKET CHANGE

Category	Sum of Manatee
Back on the Market	11
New Listings	33
Price Decrease	60
Price Increase	3

*Back on Market can be from these sources - Pending, Temp Off Market, Cancelled and Expired Listing)

7 DAY SOLD COMPARISON

Closed Prior Year	Volume	Count
Tuesday, June 11, 2024	\$6,311,500	3
Monday, June 10, 2024	\$12,899,099	20
Sunday, June 09, 2024	\$469,990	1
Friday, June 07, 2024	\$27,940,582	41
Thursday, June 06, 2024	\$14,896,930	22
Total	\$62,518,101	87

Closed Prior Year	Volume	Count
Monday, June 12, 2023	\$27,022,374	39
Saturday, June 10, 2023	\$465,500	1
Friday, June 09, 2023	\$25,917,452	41
Thursday, June 08, 2023	\$17,109,990	24
Wednesday, June 07, 2023	\$15,058,792	24
Tuesday, June 06, 2023	\$5,257,000	9
Total	\$90,831,108	138

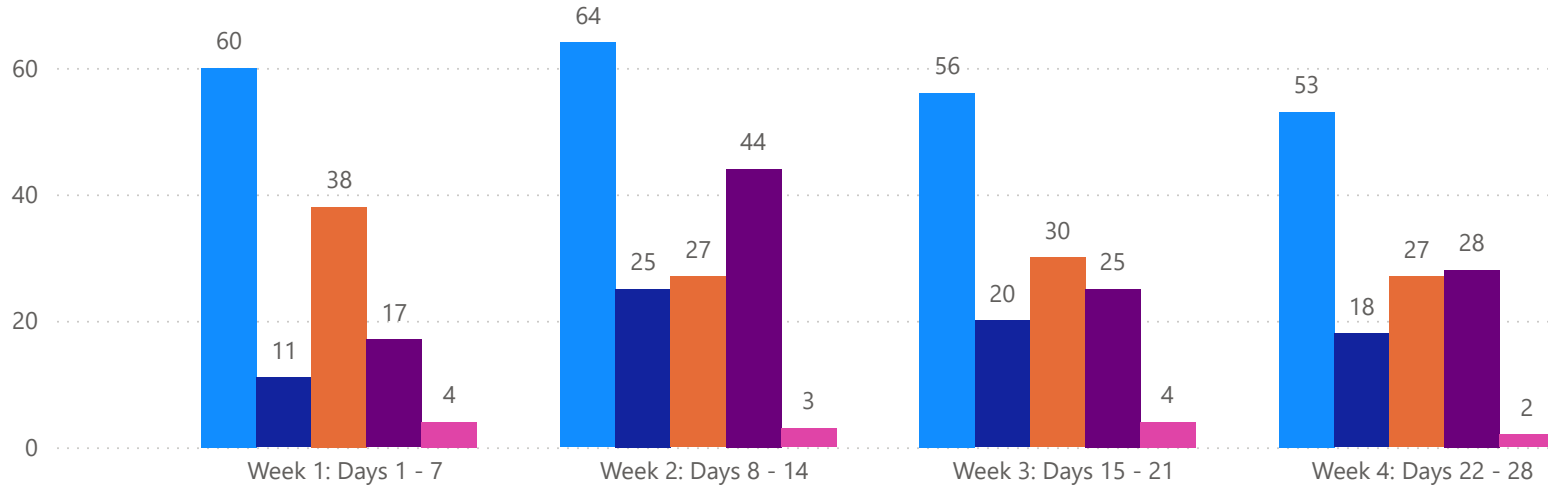


4 WEEK REAL ESTATE MARKET REPORT

MANATEE COUNTY - CONDO

6/12/2024

MLSStatus ● Active ● Canceled ● Pending ● Sold ● Temporarily Off-Market



TOTALS

MLS Status	4 Week Total
Active	233
Canceled	74
Pending	122
Sold	114
Temporarily Off-Market	13

DAILY MARKET CHANGE

Category	Sum of Manatee
Back on the Market	1
New Listings	5
Price Decrease	14
Price Increase	0

*Back on Market can be from these sources - Pending, Temp Off Market, Cancelled and Expired Listing)

7 DAY SOLD COMPARISON

Closed Prior Year	Volume	Count
Tuesday, June 11, 2024	\$619,000	2
Monday, June 10, 2024	\$2,765,000	4
Friday, June 07, 2024	\$3,173,250	9
Thursday, June 06, 2024	\$492,000	2
Total	\$7,049,250	17

Closed Prior Year	Volume	Count
Monday, June 12, 2023	\$2,858,827	7
Saturday, June 10, 2023	\$725,000	1
Friday, June 09, 2023	\$7,239,000	12
Thursday, June 08, 2023	\$2,704,000	6
Wednesday, June 07, 2023	\$1,278,500	5
Tuesday, June 06, 2023	\$3,686,000	8
Total	\$18,491,327	39

