



# 4 WEEK REAL ESTATE MARKET REPORT

Sunday, June 16, 2024

*As of: Monday, June 17, 2024*

- 1 Report Breakdown
- 2 Cumulative Tampa Bay Report - Single Family Home
- 3 Cumulative Tampa Bay Report - Condominium
- 4 Pinellas County - Single Family Home
- 5 Pinellas County - Condominium
- 6 Pasco County - Single Family Home
- 7 Pasco County - Condominium
- 8 Hillsborough County - Single Family Home
- 9 Hillsborough County - Condominium
- 10 Sarasota County - Single Family Home
- 11 Sarasota County - Condominium
- 12 Manatee County - Single Family Home
- 13 Manatee County - Condominium

# 4 WEEK REAL ESTATE MARKET REPORT

## REPORT BREAKDOWN

Sunday, June 16, 2024

as of: 6/17/2024



<b>Day 1</b>	Sunday, June 16, 2024
<b>Day 2</b>	Saturday, June 15, 2024
<b>Day 3</b>	Friday, June 14, 2024
<b>Day 4</b>	Thursday, June 13, 2024
<b>Day 5</b>	Wednesday, June 12, 2024
<b>Day 6</b>	Tuesday, June 11, 2024
<b>Day 7</b>	Monday, June 10, 2024
<b>Day 8</b>	Sunday, June 9, 2024
<b>Day 9</b>	Saturday, June 8, 2024
<b>Day 10</b>	Friday, June 7, 2024
<b>Day 11</b>	Thursday, June 6, 2024
<b>Day 12</b>	Wednesday, June 5, 2024
<b>Day 13</b>	Tuesday, June 4, 2024
<b>Day 14</b>	Monday, June 3, 2024
<b>Day 15</b>	Sunday, June 2, 2024
<b>Day 16</b>	Saturday, June 1, 2024
<b>Day 17</b>	Friday, May 31, 2024
<b>Day 18</b>	Thursday, May 30, 2024
<b>Day 19</b>	Wednesday, May 29, 2024
<b>Day 20</b>	Tuesday, May 28, 2024
<b>Day 21</b>	Monday, May 27, 2024
<b>Day 22</b>	Sunday, May 26, 2024
<b>Day 23</b>	Saturday, May 25, 2024
<b>Day 24</b>	Friday, May 24, 2024
<b>Day 25</b>	Thursday, May 23, 2024
<b>Day 26</b>	Wednesday, May 22, 2024
<b>Day 27</b>	Tuesday, May 21, 2024
<b>Day 28</b>	Monday, May 20, 2024

### REPORT BREAKDOWN

#### GRAPH:

Active - Newly listed during the date range

Pending - Status changed to 'pending' during the date range

Sold - Closed during the date range

Canceled - Canceled during the date range

Temp off Market - Status changed to 'temp' off market' during the date range

The date ranges are not cumulative.

Day 1: Sunday, June 16, 2024

Day 28: Monday, May 20, 2024

#### TOTALS:

4 Weeks: The summation of each date range (Day 1 - Day 28)

#### Market Changes

Day 1's New Listings, Price Increase, Price Decreases and Back on Market

Manatee County - Single Family Home

#### 7 Day Sold Comparison

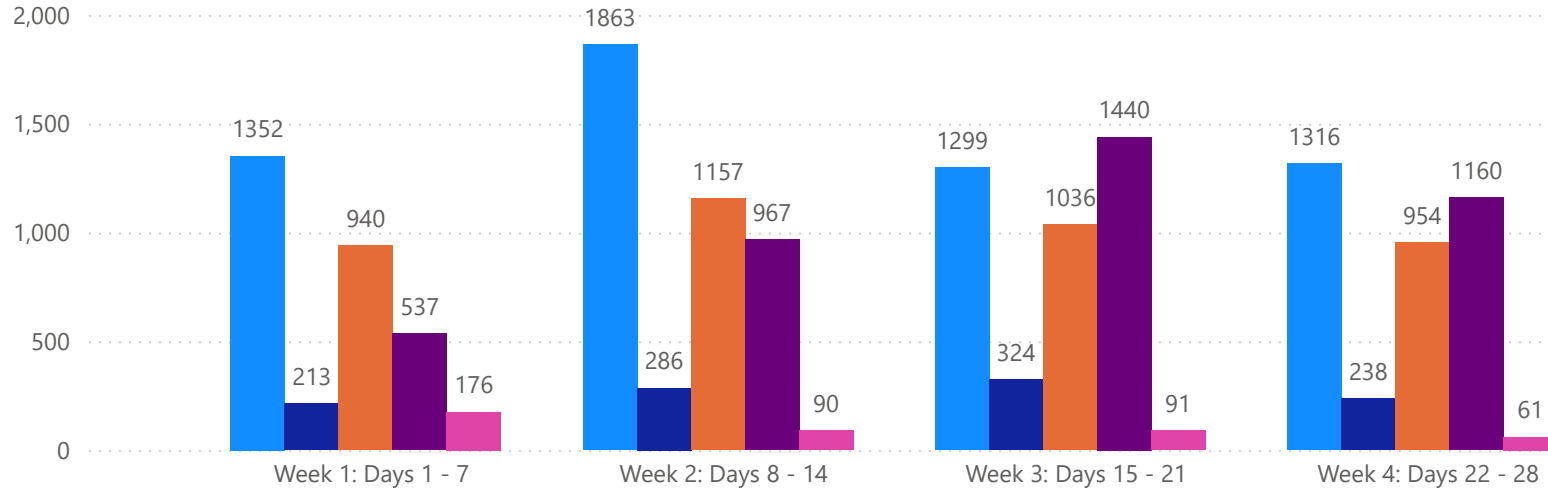
Compares the sold amount and volume in the last 7 days against the same timeframe in the prior year and days 8 - days 14.

# 4 WEEK REAL ESTATE MARKET REPORT

## TAMPA BAY - SINGLE FAMILY HOME

### 6/16/2024

**MLSStatus** ● Active ● Canceled ● Pending ● Sold ● Temporarily Off-Market



### TOTALS

MLS Status	4 Week Total
Active	5830
Canceled	1061
Pending	4087
Sold	4104
Temporarily Off-Market	418

### DAILY MARKET CHANGE

Category	Sum of Total	
Back on the Market	65	*Back on Market can be from these sources - Pending, Temp Off Market, Cancelled and Expired Listing)
New Listings	312	
Price Decrease	510	
Price Increase	74	

### 7 DAY SOLD COMPARISON

Closed Prior Year	Volume	Count
Thursday, June 13, 2024	\$63,748,674	93
Wednesday, June 12, 2024	\$91,437,482	138
Tuesday, June 11, 2024	\$71,489,757	116
Monday, June 10, 2024	\$111,245,862	190
<b>Total</b>	<b>\$337,921,775</b>	<b>537</b>

Closed Prior Year	Volume	Count
Friday, June 16, 2023	\$182,007,137	338
Thursday, June 15, 2023	\$153,266,396	242
Wednesday, June 14, 2023	\$99,857,831	165
Tuesday, June 13, 2023	\$70,746,601	148
Monday, June 12, 2023	\$135,991,854	217
Sunday, June 11, 2023	\$1,743,169	6
Saturday, June 10, 2023	\$5,380,000	12
<b>Total</b>	<b>\$648,992,988</b>	<b>1128</b>

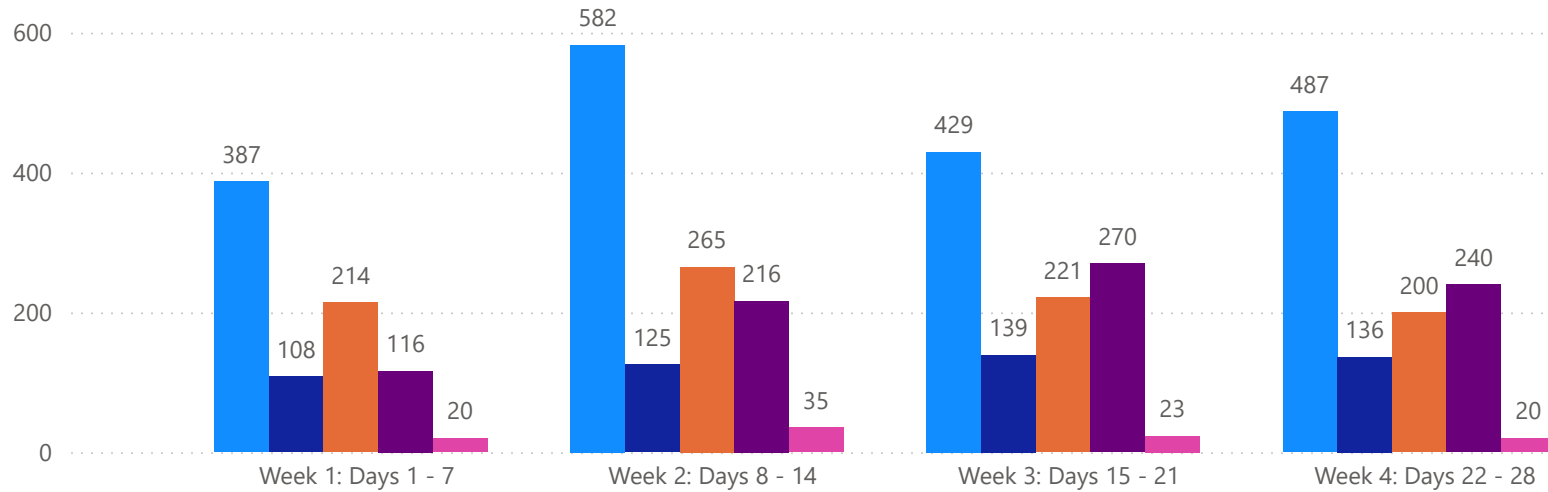


# 4 WEEK REAL ESTATE MARKET REPORT

## TAMPA BAY - CONDO

### 6/16/2024

**MLSStatus** ● Active ● Canceled ● Pending ● Sold ● Temporarily Off-Market



### TOTALS

MLS Status	4 Week Total
Active	1885
Canceled	508
Pending	900
Sold	842
Temporarily Off-Market	98

### DAILY MARKET CHANGE

Category	Sum of Total	
Back on the Market	24	*Back on Market can be from these sources - Pending, Temp Off Market, Cancelled and Expired Listing)
New Listings	57	
Price Decrease	116	
Price Increase	9	

### 7 DAY SOLD COMPARISON

Closed Prior Year	Volume	Count
Friday, June 14, 2024	\$280,000	1
Thursday, June 13, 2024	\$15,676,800	20
Wednesday, June 12, 2024	\$11,005,700	27
Tuesday, June 11, 2024	\$19,628,750	29
Monday, June 10, 2024	\$17,146,703	39
<b>Total</b>	<b>\$63,737,953</b>	<b>116</b>

Closed Prior Year	Volume	Count
Friday, June 16, 2023	\$46,286,350	101
Thursday, June 15, 2023	\$41,725,302	70
Wednesday, June 14, 2023	\$10,685,400	28
Tuesday, June 13, 2023	\$14,570,700	32
Monday, June 12, 2023	\$34,340,677	49
Saturday, June 10, 2023	\$1,845,500	3
<b>Total</b>	<b>\$149,453,929</b>	<b>283</b>

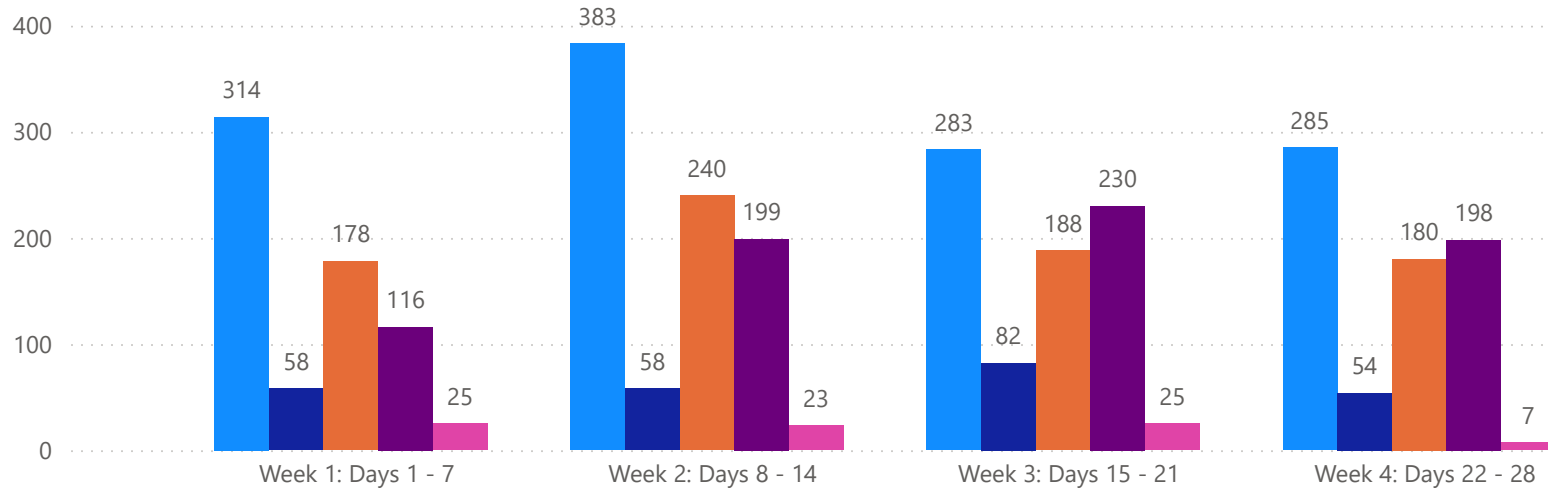


# 4 WEEK REAL ESTATE MARKET REPORT

## PINELLAS COUNTY - SINGLE FAMILY HOME

### 6/16/2024

MLS Status ● Active ● Canceled ● Pending ● Sold ● Temporarily Off-Market



### TOTALS

MLS Status	4 Week Total
Active	1265
Canceled	252
Pending	786
Sold	743
Temporarily Off-Market	80

### DAILY MARKET CHANGE

Category	Sum of Pinellas
Back on the Market	15
New Listings	77
Price Decrease	94
Price Increase	2

\*Back on Market can be from these sources - Pending, Temp Off Market, Cancelled and Expired Listing)

### 7 DAY SOLD COMPARISON

Closed Prior Year	Volume	Count
Thursday, June 13, 2024	\$22,388,800	24
Wednesday, June 12, 2024	\$17,958,270	30
Tuesday, June 11, 2024	\$12,482,511	25
Monday, June 10, 2024	\$28,389,749	37
<b>Total</b>	<b>\$81,219,330</b>	<b>116</b>

Closed Prior Year	Volume	Count
Friday, June 16, 2023	\$36,991,235	73
Thursday, June 15, 2023	\$24,821,367	38
Wednesday, June 14, 2023	\$24,787,005	41
Tuesday, June 13, 2023	\$11,615,300	22
Monday, June 12, 2023	\$28,360,948	32
Saturday, June 10, 2023	\$748,500	2
<b>Total</b>	<b>\$127,324,355</b>	<b>208</b>

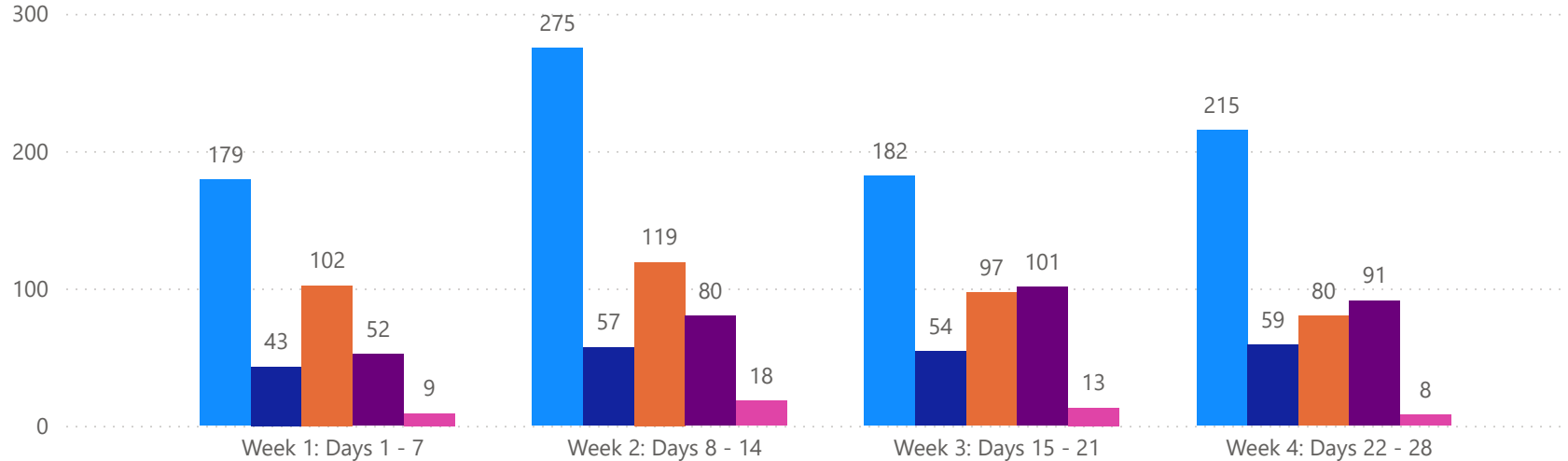


# 4 WEEK REAL ESTATE MARKET REPORT

## PINELLAS COUNTY - CONDO

### 6/16/2024

MLSStatus ● Active ● Canceled ● Pending ● Sold ● Temporarily Off-Market



### TOTALS

MLS Status	4 Week Total
Active	851
Canceled	213
Pending	398
Sold	324
Temporarily Off-Market	48

### DAILY MARKET CHANGE

Category	Sum of Pinellas
Back on the Market	12
New Listings	27
Price Decrease	55
Price Increase	5

\*Back on Market can be from these sources - Pending, Temp Off Market, Cancelled and Expired Listing)

### 7 DAY SOLD COMPARISON

Closed Prior Year	Volume	Count
Thursday, June 13, 2024	\$3,196,900	8
Wednesday, June 12, 2024	\$4,650,300	11
Tuesday, June 11, 2024	\$6,670,000	10
Monday, June 10, 2024	\$9,704,203	23
<b>Total</b>	<b>\$24,221,403</b>	<b>52</b>

Closed Prior Year	Volume	Count
Friday, June 16, 2023	\$23,660,550	53
Thursday, June 15, 2023	\$10,221,549	28
Wednesday, June 14, 2023	\$5,017,500	15
Tuesday, June 13, 2023	\$4,972,000	13
Monday, June 12, 2023	\$16,378,150	24
Saturday, June 10, 2023	\$1,120,500	2
<b>Total</b>	<b>\$61,370,249</b>	<b>135</b>

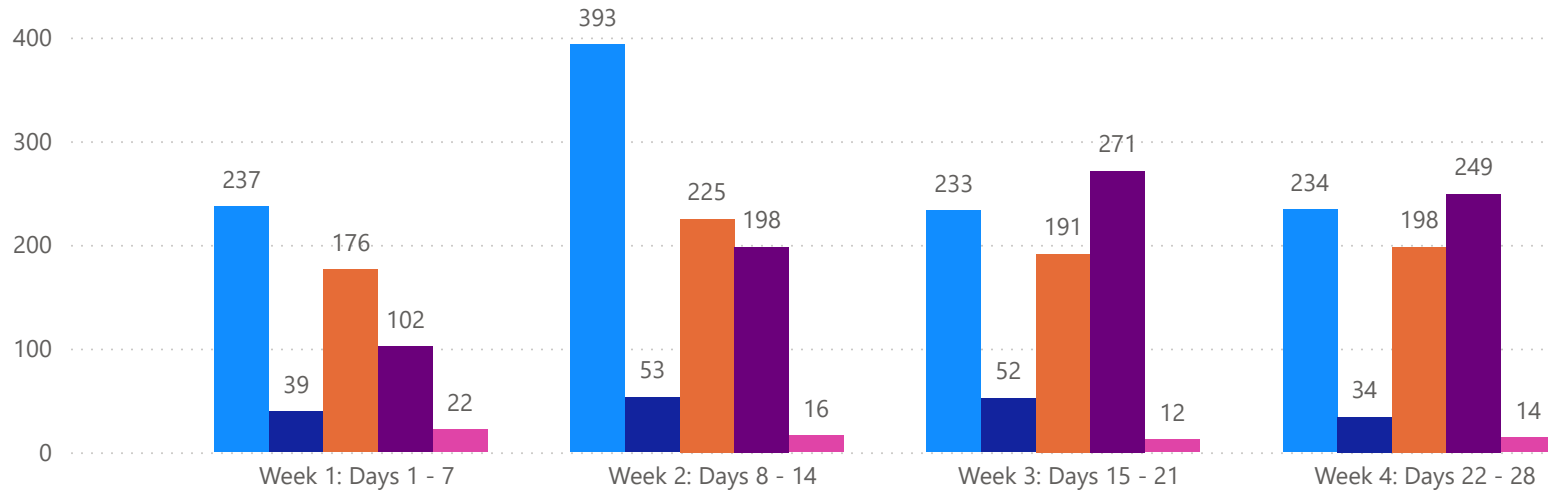


# 4 WEEK REAL ESTATE MARKET REPORT

## PASCO COUNTY - SINGLE FAMILY HOME

### 6/16/2024

MLS Status ● Active ● Canceled ● Pending ● Sold ● Temporarily Off-Market



### TOTALS

MLS Status	4 Week Total
Active	1097
Canceled	178
Pending	790
Sold	820
Temporarily Off-Market	64

### DAILY MARKET CHANGE

Category	Sum of Pasco
Back on the Market	14
New Listings	60
Price Decrease	73
Price Increase	12

\*Back on Market can be from these sources - Pending, Temp Off Market, Cancelled and Expired Listing)

### 7 DAY SOLD COMPARISON

Closed Prior Year	Volume	Count
Thursday, June 13, 2024	\$6,351,855	16
Wednesday, June 12, 2024	\$13,352,177	29
Tuesday, June 11, 2024	\$7,720,598	18
Monday, June 10, 2024	\$16,828,640	39
<b>Total</b>	<b>\$44,253,270</b>	<b>102</b>

Closed Prior Year	Volume	Count
Friday, June 16, 2023	\$24,586,952	62
Thursday, June 15, 2023	\$21,291,364	50
Wednesday, June 14, 2023	\$11,287,545	28
Tuesday, June 13, 2023	\$17,523,144	40
Monday, June 12, 2023	\$23,885,774	52
Sunday, June 11, 2023	\$1,018,325	4
Saturday, June 10, 2023	\$920,000	2
<b>Total</b>	<b>\$100,513,104</b>	<b>238</b>

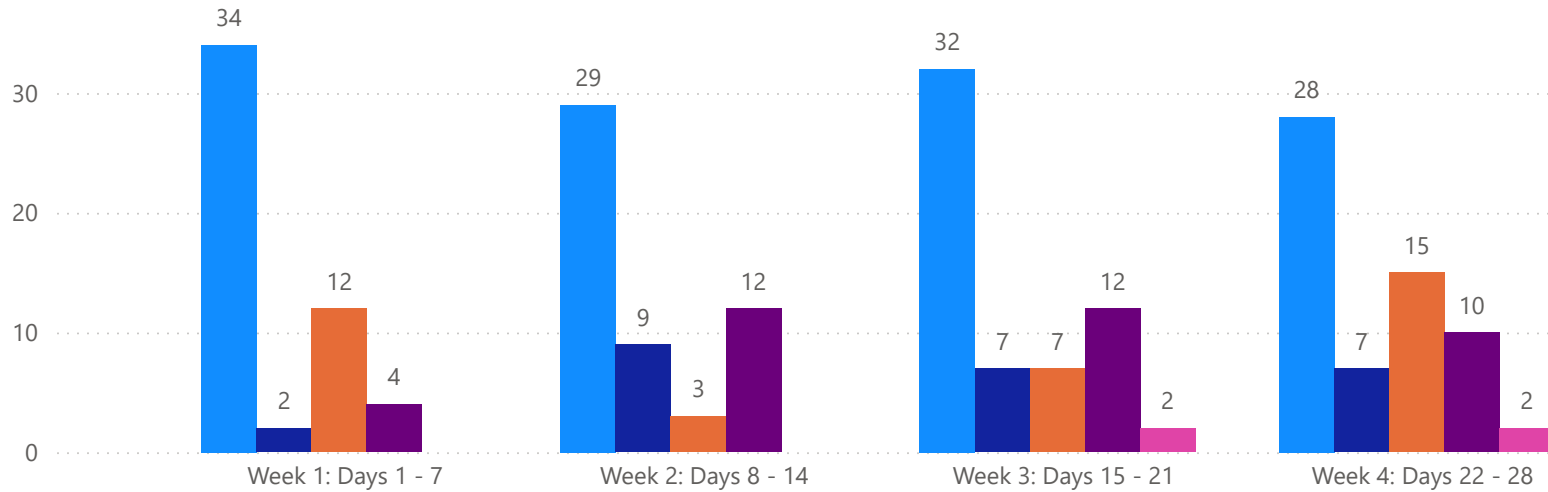


# 4 WEEK REAL ESTATE MARKET REPORT

## PASCO COUNTY - CONDO

### 6/16/2024

**MLSStatus** ● Active ● Canceled ● Pending ● Sold ● Temporarily Off-Market



### TOTALS

MLS Status	4 Week Total
Active	123
Canceled	25
Pending	37
Sold	38
Temporarily Off-Market	4

### DAILY MARKET CHANGE

Category	Sum of Pasco
Back on the Market	2
New Listings	7
Price Decrease	9
Price Increase	2

\*Back on Market can be from these sources - Pending, Temp Off Market, Cancelled and Expired Listing)

### 7 DAY SOLD COMPARISON

Closed Prior Year	Volume	Count
Wednesday, June 12, 2024	\$338,900	2
Tuesday, June 11, 2024	\$102,000	1
Monday, June 10, 2024	\$279,000	1
<b>Total</b>	<b>\$719,900</b>	<b>4</b>

Closed Prior Year	Volume	Count
Friday, June 16, 2023	\$870,000	4
Thursday, June 15, 2023	\$777,000	6
Wednesday, June 14, 2023	\$288,900	2
Tuesday, June 13, 2023	\$797,400	3
<b>Total</b>	<b>\$2,733,300</b>	<b>15</b>



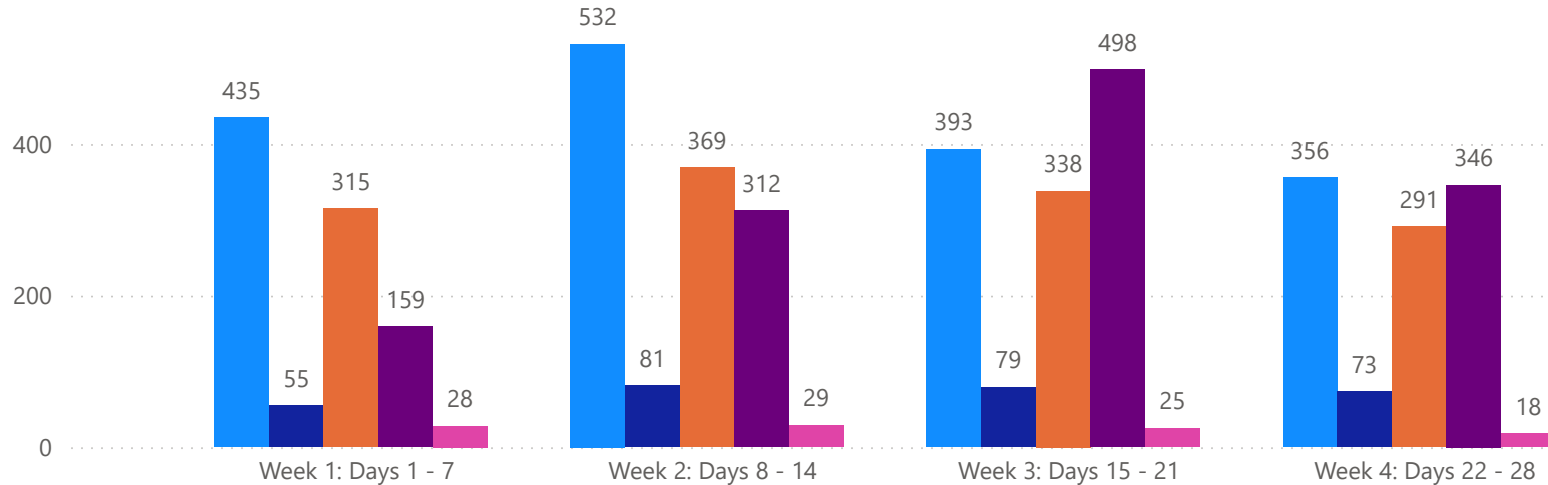


# 4 WEEK REAL ESTATE MARKET REPORT

## HILLSBOROUGH COUNTY - SINGLE FAMILY HOME

6/16/2024

MLS Status ● Active ● Canceled ● Pending ● Sold ● Temporarily Off-Market



### TOTALS

MLS Status	4 Week Total
Active	1716
Canceled	288
Pending	1313
Sold	1315
Temporarily Off-Market	100

### DAILY MARKET CHANGE

Category	Sum of Hillsborough	*Back on Market can be from these sources - Pending, Temp Off Market, Cancelled and Expired Listing)
Back on the Market	18	
New Listings	105	
Price Decrease	142	
Price Increase	7	

### 7 DAY SOLD COMPARISON

Closed Prior Year	Volume	Count
Thursday, June 13, 2024	\$17,693,224	33
Wednesday, June 12, 2024	\$26,130,995	39
Tuesday, June 11, 2024	\$20,808,098	36
Monday, June 10, 2024	\$27,539,675	51
<b>Total</b>	<b>\$92,171,992</b>	<b>159</b>

Closed Prior Year	Volume	Count
Friday, June 16, 2023	\$60,979,176	106
Thursday, June 15, 2023	\$37,304,239	66
Wednesday, June 14, 2023	\$30,734,459	55
Tuesday, June 13, 2023	\$23,267,239	52
Monday, June 12, 2023	\$42,003,559	70
Sunday, June 11, 2023	\$424,944	1
Saturday, June 10, 2023	\$1,019,000	3
<b>Total</b>	<b>\$195,732,616</b>	<b>353</b>

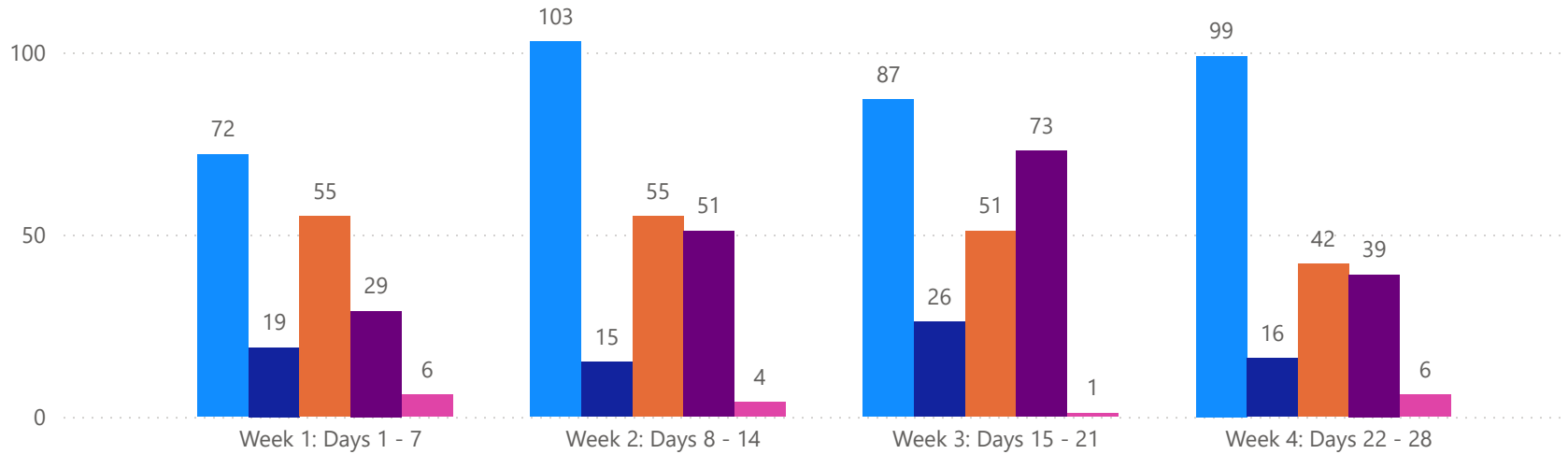


# 4 WEEK REAL ESTATE MARKET REPORT

## HILLSBOROUGH COUNTY - CONDO

### 6/16/2024

MLSStatus ● Active ● Canceled ● Pending ● Sold ● Temporarily Off-Market



### TOTALS

MLS Status	4 Week Total
Active	361
Canceled	76
Pending	203
Sold	192
Temporarily Off-Market	17

### DAILY MARKET CHANGE

Category	Sum of Hillsborough	*Back on Market can be from these sources - Pending, Temp Off Market, Canceled and Expired Listing)
Back on the Market	5	
New Listings	10	
Price Decrease	19	
Price Increase	1	

### 7 DAY SOLD COMPARISON

Closed Prior Year	Volume	Count	Closed Prior Year	Volume	Count
Thursday, June 13, 2024	\$11,035,000	8	Friday, June 16, 2023	\$3,333,300	11
Wednesday, June 12, 2024	\$1,643,500	8	Thursday, June 15, 2023	\$4,969,500	9
Tuesday, June 11, 2024	\$6,822,500	6	Wednesday, June 14, 2023	\$880,000	2
Monday, June 10, 2024	\$1,817,000	7	Tuesday, June 13, 2023	\$640,500	3
<b>Total</b>	<b>\$21,318,000</b>	<b>29</b>	Monday, June 12, 2023	\$1,594,800	7
			<b>Total</b>	<b>\$11,418,100</b>	<b>32</b>

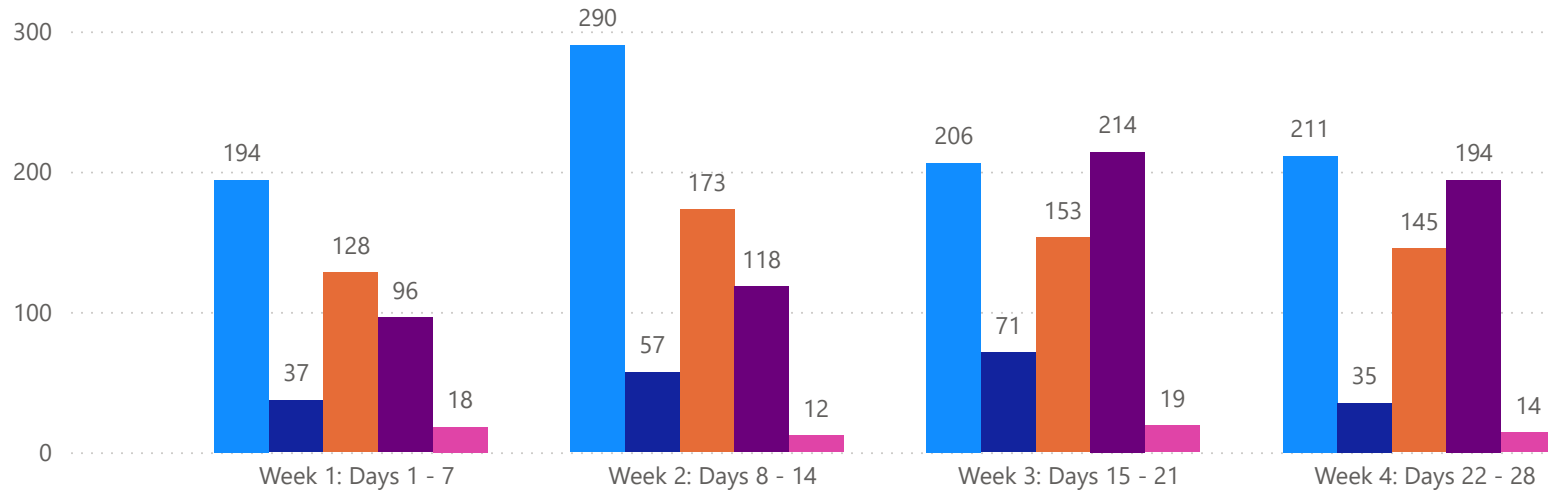


# 4 WEEK REAL ESTATE MARKET REPORT

## SARASOTA COUNTY - SINGLE FAMILY HOME

### 6/16/2024

MLS Status ● Active ● Canceled ● Pending ● Sold ● Temporarily Off-Market



### TOTALS

MLS Status	4 Week Total
Active	901
Canceled	200
Pending	599
Sold	622
Temporarily Off-Market	63

### DAILY MARKET CHANGE

Category	Sum of Sarasota
Back on the Market	9
New Listings	35
Price Decrease	57
Price Increase	16

\*Back on Market can be from these sources - Pending, Temp Off Market, Cancelled and Expired Listing)

### 7 DAY SOLD COMPARISON

Closed Prior Year	Volume	Count
Thursday, June 13, 2024	\$7,951,795	13
Wednesday, June 12, 2024	\$20,101,550	22
Tuesday, June 11, 2024	\$13,963,553	22
Monday, June 10, 2024	\$23,085,799	39
<b>Total</b>	<b>\$65,102,697</b>	<b>96</b>

Closed Prior Year	Volume	Count
Friday, June 16, 2023	\$36,689,972	56
Thursday, June 15, 2023	\$39,034,010	49
Wednesday, June 14, 2023	\$15,053,842	21
Tuesday, June 13, 2023	\$8,201,558	18
Monday, June 12, 2023	\$14,719,199	24
Sunday, June 11, 2023	\$299,900	1
Saturday, June 10, 2023	\$2,227,000	4
<b>Total</b>	<b>\$116,225,481</b>	<b>173</b>

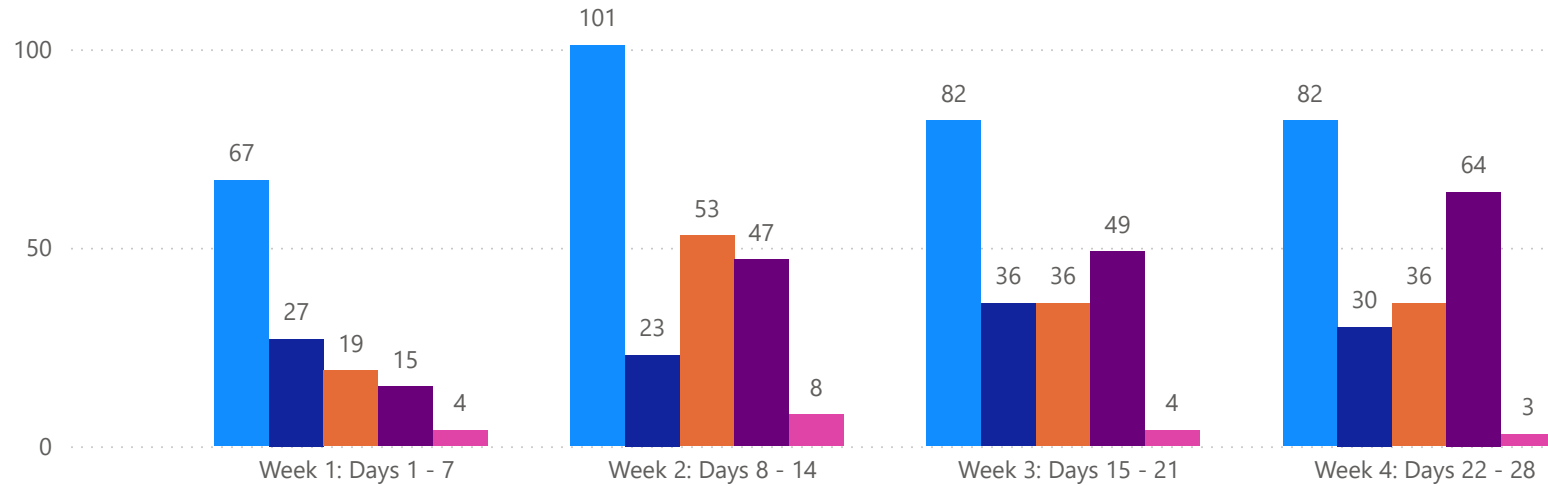


# 4 WEEK REAL ESTATE MARKET REPORT

## SARASOTA COUNTY - CONDO

6/16/2024

MLS Status ● Active ● Canceled ● Pending ● Sold ● Temporarily Off-Market



### TOTALS

MLS Status	4 Week Total
Active	332
Canceled	116
Pending	144
Sold	175
Temporarily Off-Market	19

### DAILY MARKET CHANGE

Category	Sum of Sarasota
Back on the Market	4
New Listings	10
Price Decrease	15
Price Increase	1

\*Back on Market can be from these sources - Pending, Temp Off Market, Cancelled and Expired Listing)

### 7 DAY SOLD COMPARISON

Closed Prior Year	Volume	Count
Thursday, June 13, 2024	\$359,900	1
Wednesday, June 12, 2024	\$3,520,000	3
Tuesday, June 11, 2024	\$4,801,250	8
Monday, June 10, 2024	\$2,464,000	3
<b>Total</b>	<b>\$11,145,150</b>	<b>15</b>

Closed Prior Year	Volume	Count
Friday, June 16, 2023	\$7,011,500	16
Thursday, June 15, 2023	\$11,569,000	17
Wednesday, June 14, 2023	\$2,971,000	5
Tuesday, June 13, 2023	\$5,610,800	8
Monday, June 12, 2023	\$13,508,900	11
<b>Total</b>	<b>\$40,671,200</b>	<b>57</b>

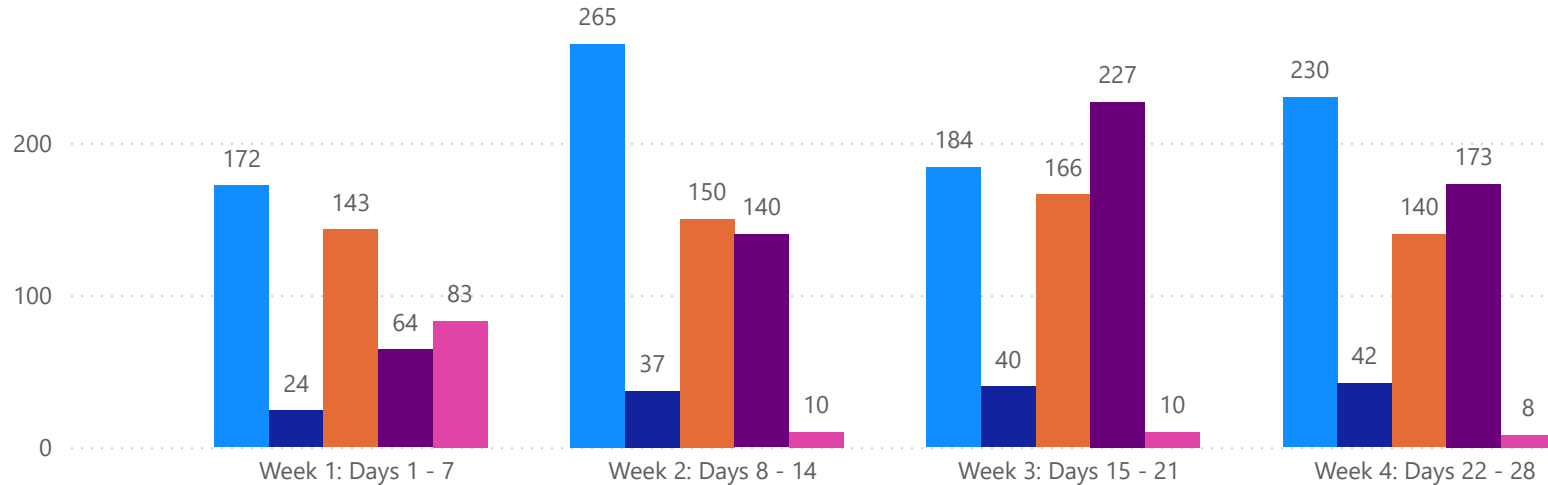


# 4 WEEK REAL ESTATE MARKET REPORT

## MANATEE COUNTY - SINGLE FAMILY HOME

### 6/16/2024

MLS Status ● Active ● Canceled ● Pending ● Sold ● Temporarily Off-Market



### TOTALS

MLS Status	4 Week Total
Active	851
Canceled	143
Pending	599
Sold	604
Temporarily Off-Market	111

### DAILY MARKET CHANGE

Category	Sum of Manatee
Back on the Market	9
New Listings	35
Price Decrease	144
Price Increase	37

\*Back on Market can be from these sources - Pending, Temp Off Market, Cancelled and Expired Listing)

### 7 DAY SOLD COMPARISON

Closed Prior Year	Volume	Count
Thursday, June 13, 2024	\$9,363,000	7
Wednesday, June 12, 2024	\$13,894,490	18
Tuesday, June 11, 2024	\$16,514,997	15
Monday, June 10, 2024	\$15,401,999	24
<b>Total</b>	<b>\$55,174,486</b>	<b>64</b>

Closed Prior Year	Volume	Count
Friday, June 16, 2023	\$22,759,802	41
Thursday, June 15, 2023	\$30,815,416	39
Wednesday, June 14, 2023	\$17,994,980	20
Tuesday, June 13, 2023	\$10,139,360	16
Monday, June 12, 2023	\$27,022,374	39
Saturday, June 10, 2023	\$465,500	1
<b>Total</b>	<b>\$109,197,432</b>	<b>156</b>

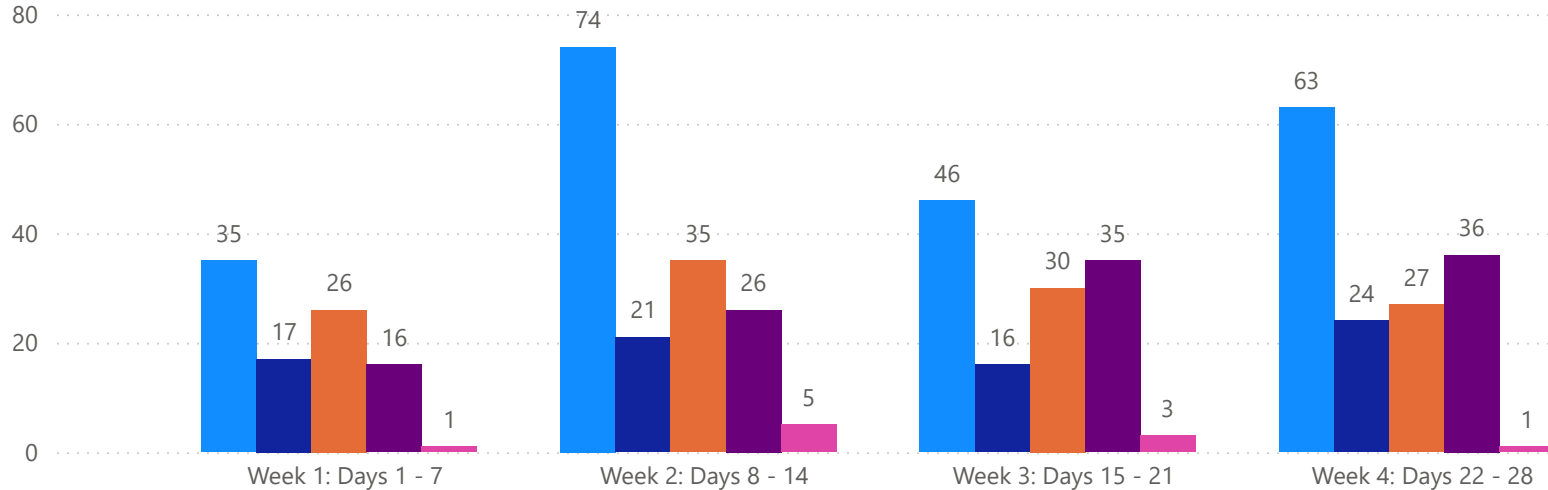


# 4 WEEK REAL ESTATE MARKET REPORT

## MANATEE COUNTY - CONDO

### 6/16/2024

MLSStatus ● Active ● Canceled ● Pending ● Sold ● Temporarily Off-Market



### TOTALS

MLS Status	4 Week Total
Active	218
Canceled	78
Pending	118
Sold	113
Temporarily Off-Market	10

### DAILY MARKET CHANGE

Category	Sum of Manatee
Back on the Market	1
New Listings	3
Price Decrease	18
Price Increase	0

\*Back on Market can be from these sources - Pending, Temp Off Market, Cancelled and Expired Listing)

### 7 DAY SOLD COMPARISON

Closed Prior Year	Volume	Count
Friday, June 14, 2024	\$280,000	1
Thursday, June 13, 2024	\$1,085,000	3
Wednesday, June 12, 2024	\$853,000	3
Tuesday, June 11, 2024	\$1,233,000	4
Monday, June 10, 2024	\$2,882,500	5
<b>Total</b>	<b>\$6,333,500</b>	<b>16</b>

Closed Prior Year	Volume	Count
Friday, June 16, 2023	\$11,411,000	17
Thursday, June 15, 2023	\$14,188,253	10
Wednesday, June 14, 2023	\$1,528,000	4
Tuesday, June 13, 2023	\$2,550,000	5
Monday, June 12, 2023	\$2,858,827	7
Saturday, June 10, 2023	\$725,000	1
<b>Total</b>	<b>\$33,261,080</b>	<b>44</b>

