



4 WEEK REAL ESTATE MARKET REPORT

Monday, June 17, 2024

As of: Tuesday, June 18, 2024

- 1 Report Breakdown
- 2 Cumulative Tampa Bay Report - Single Family Home
- 3 Cumulative Tampa Bay Report - Condominium
- 4 Pinellas County - Single Family Home
- 5 Pinellas County - Condominium
- 6 Pasco County - Single Family Home
- 7 Pasco County - Condominium
- 8 Hillsborough County - Single Family Home
- 9 Hillsborough County - Condominium
- 10 Sarasota County - Single Family Home
- 11 Sarasota County - Condominium
- 12 Manatee County - Single Family Home
- 13 Manatee County - Condominium

4 WEEK REAL ESTATE MARKET REPORT

REPORT BREAKDOWN

Monday, June 17, 2024

as of: 6/18/2024



Day 1	Monday, June 17, 2024
Day 2	Sunday, June 16, 2024
Day 3	Saturday, June 15, 2024
Day 4	Friday, June 14, 2024
Day 5	Thursday, June 13, 2024
Day 6	Wednesday, June 12, 2024
Day 7	Tuesday, June 11, 2024
Day 8	Monday, June 10, 2024
Day 9	Sunday, June 9, 2024
Day 10	Saturday, June 8, 2024
Day 11	Friday, June 7, 2024
Day 12	Thursday, June 6, 2024
Day 13	Wednesday, June 5, 2024
Day 14	Tuesday, June 4, 2024
Day 15	Monday, June 3, 2024
Day 16	Sunday, June 2, 2024
Day 17	Saturday, June 1, 2024
Day 18	Friday, May 31, 2024
Day 19	Thursday, May 30, 2024
Day 20	Wednesday, May 29, 2024
Day 21	Tuesday, May 28, 2024
Day 22	Monday, May 27, 2024
Day 23	Sunday, May 26, 2024
Day 24	Saturday, May 25, 2024
Day 25	Friday, May 24, 2024
Day 26	Thursday, May 23, 2024
Day 27	Wednesday, May 22, 2024
Day 28	Tuesday, May 21, 2024

REPORT BREAKDOWN

GRAPH:

Active - Newly listed during the date range

Pending - Status changed to 'pending' during the date range

Sold - Closed during the date range

Canceled - Canceled during the date range

Temp off Market - Status changed to 'temp' off market' during the date range

The date ranges are not cumulative.

Day 1: Monday, June 17, 2024

Day 28: Tuesday, May 21, 2024

TOTALS:

4 Weeks: The summation of each date range (Day 1 - Day 28)

Market Changes

Day 1's New Listings, Price Increase, Price Decreases and Back on Market

Manatee County - Single Family Home

7 Day Sold Comparison

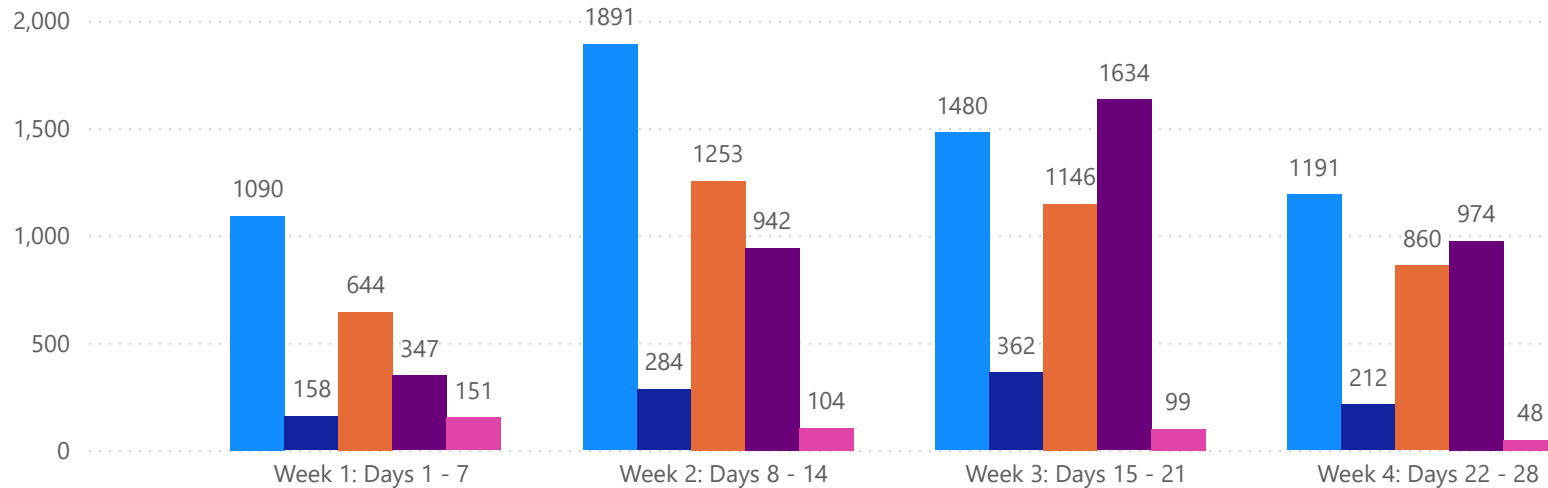
Compares the sold amount and volume in the last 7 days against the same timeframe in the prior year and days 8 - days 14.

4 WEEK REAL ESTATE MARKET REPORT

TAMPA BAY - SINGLE FAMILY HOME

6/17/2024

MLS Status ● Active ● Canceled ● Pending ● Sold ● Temporarily Off-Market



TOTALS

MLS Status	4 Week Total
Active	5652
Canceled	1016
Pending	3903
Sold	3897
Temporarily Off-Market	402

DAILY MARKET CHANGE

Category	Sum of Total	
Back on the Market	65	*Back on Market can be from these sources - Pending, Temp Off Market, Cancelled and Expired Listing)
New Listings	312	
Price Decrease	510	
Price Increase	74	

7 DAY SOLD COMPARISON

Closed Prior Year	Volume	Count	Closed Prior Year	Volume	Count
Thursday, June 13, 2024	\$63,748,674	93	Saturday, June 17, 2023	\$9,395,220	21
Wednesday, June 12, 2024	\$91,437,482	138	Friday, June 16, 2023	\$182,007,137	338
Tuesday, June 11, 2024	\$71,489,757	116	Thursday, June 15, 2023	\$153,266,396	242
Total	\$226,675,913	347	Wednesday, June 14, 2023	\$99,857,831	165
			Tuesday, June 13, 2023	\$70,746,601	148
			Monday, June 12, 2023	\$135,991,854	217
			Sunday, June 11, 2023	\$1,743,169	6
			Total	\$653,008,208	1137

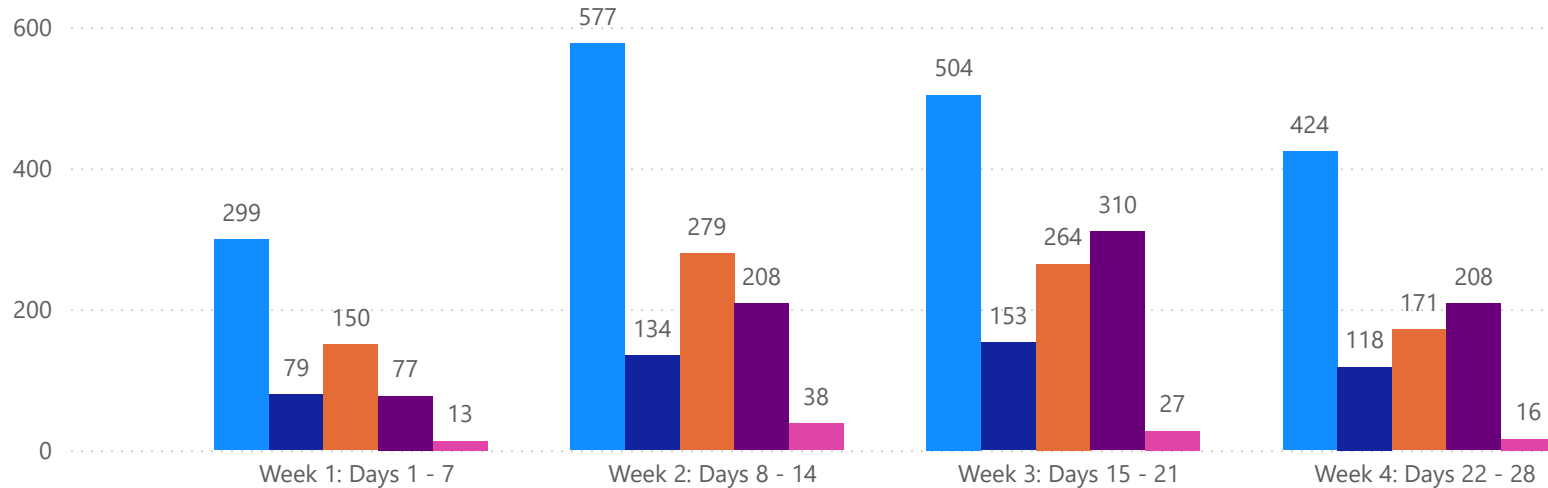


4 WEEK REAL ESTATE MARKET REPORT

TAMPA BAY - CONDO

6/17/2024

MLSStatus ● Active ● Canceled ● Pending ● Sold ● Temporarily Off-Market



TOTALS

MLS Status	4 Week Total
Active	1804
Canceled	484
Pending	864
Sold	803
Temporarily Off-Market	94

DAILY MARKET CHANGE

Category	Sum of Total	
Back on the Market	24	*Back on Market can be from these sources - Pending, Temp Off Market, Cancelled and Expired Listing)
New Listings	57	
Price Decrease	116	
Price Increase	9	

7 DAY SOLD COMPARISON

Closed Prior Year	Volume	Count
Friday, June 14, 2024	\$280,000	1
Thursday, June 13, 2024	\$15,676,800	20
Wednesday, June 12, 2024	\$11,005,700	27
Tuesday, June 11, 2024	\$19,628,750	29
Total	\$46,591,250	77

Closed Prior Year	Volume	Count
Saturday, June 17, 2023	\$433,000	2
Friday, June 16, 2023	\$46,286,350	101
Thursday, June 15, 2023	\$41,725,302	70
Wednesday, June 14, 2023	\$10,685,400	28
Tuesday, June 13, 2023	\$14,570,700	32
Monday, June 12, 2023	\$34,340,677	49
Total	\$148,041,429	282

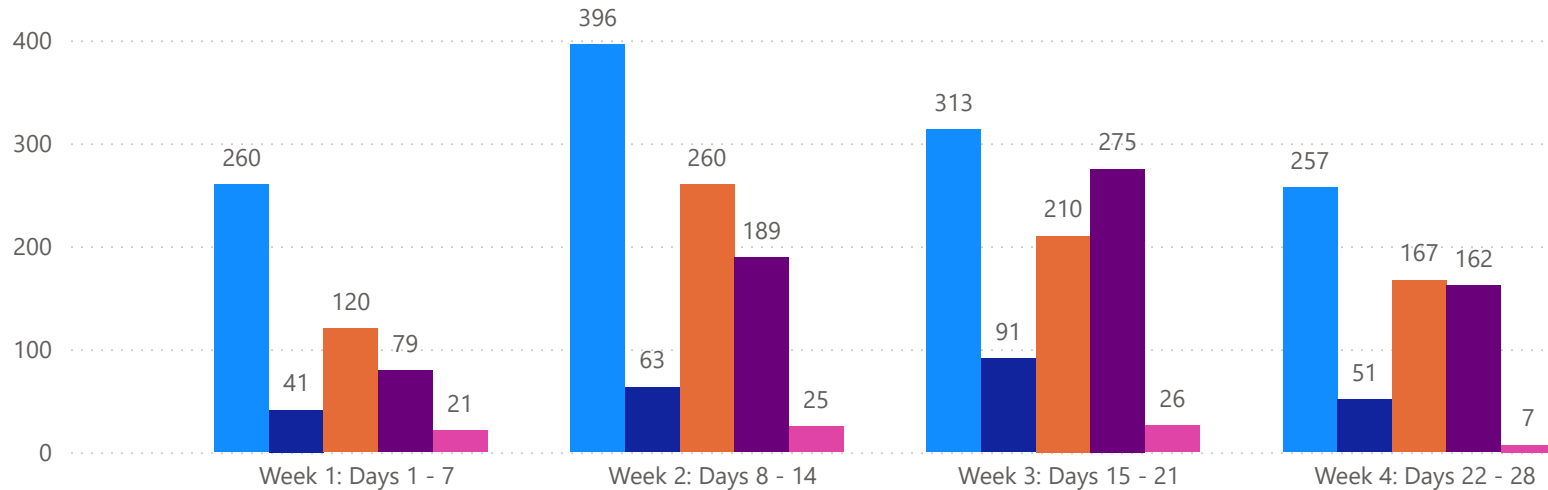


4 WEEK REAL ESTATE MARKET REPORT

PINELLAS COUNTY - SINGLE FAMILY HOME

6/17/2024

MLS Status ● Active ● Canceled ● Pending ● Sold ● Temporarily Off-Market



TOTALS

MLS Status	4 Week Total
Active	1226
Canceled	246
Pending	757
Sold	705
Temporarily Off-Market	79

DAILY MARKET CHANGE

Category	Sum of Pinellas
Back on the Market	15
New Listings	77
Price Decrease	94
Price Increase	2

*Back on Market can be from these sources - Pending, Temp Off Market, Cancelled and Expired Listing)

7 DAY SOLD COMPARISON

Closed Prior Year	Volume	Count
Thursday, June 13, 2024	\$22,388,800	24
Wednesday, June 12, 2024	\$17,958,270	30
Tuesday, June 11, 2024	\$12,482,511	25
Total	\$52,829,581	79

Closed Prior Year	Volume	Count
Saturday, June 17, 2023	\$360,000	1
Friday, June 16, 2023	\$36,991,235	73
Thursday, June 15, 2023	\$24,821,367	38
Wednesday, June 14, 2023	\$24,787,005	41
Tuesday, June 13, 2023	\$11,615,300	22
Monday, June 12, 2023	\$28,360,948	32
Total	\$126,935,855	207

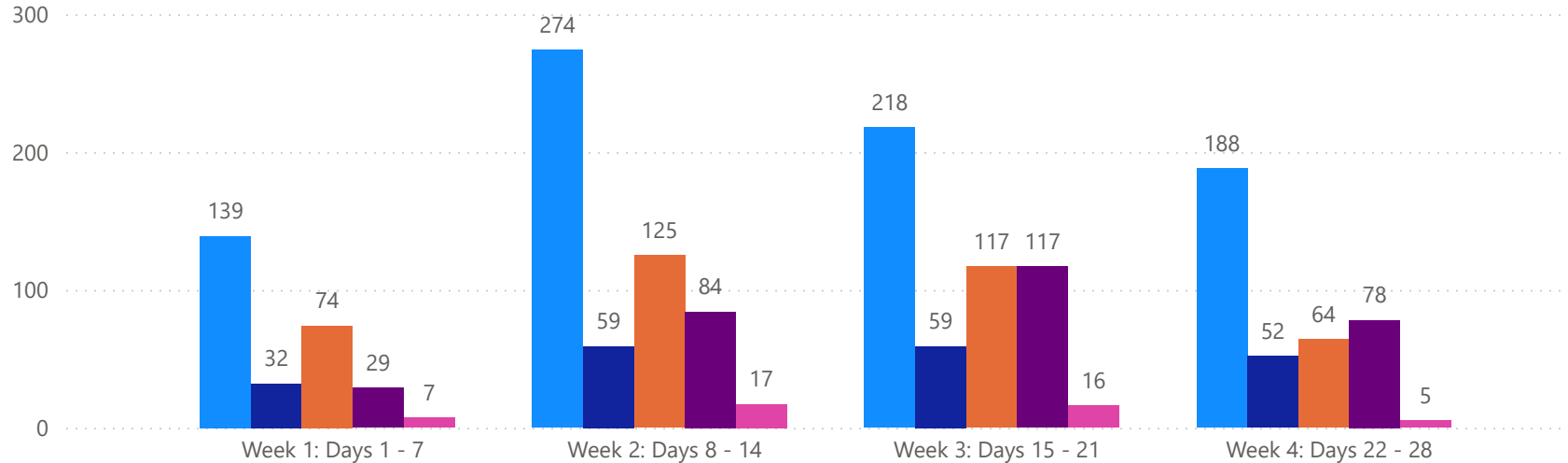


4 WEEK REAL ESTATE MARKET REPORT

PINELLAS COUNTY - CONDO

6/17/2024

MLSStatus ● Active ● Canceled ● Pending ● Sold ● Temporarily Off-Market



TOTALS

MLS Status	4 Week Total
Active	819
Canceled	202
Pending	380
Sold	308
Temporarily Off-Market	45

DAILY MARKET CHANGE

Category	Sum of Pinellas
Back on the Market	12
New Listings	27
Price Decrease	55
Price Increase	5

*Back on Market can be from these sources - Pending, Temp Off Market, Cancelled and Expired Listing)

7 DAY SOLD COMPARISON

Closed Prior Year	Volume	Count	Closed Prior Year	Volume	Count
Thursday, June 13, 2024	\$3,196,900	8	Saturday, June 17, 2023	\$433,000	2
Wednesday, June 12, 2024	\$4,650,300	11	Friday, June 16, 2023	\$23,660,550	53
Tuesday, June 11, 2024	\$6,670,000	10	Thursday, June 15, 2023	\$10,221,549	28
Total	\$14,517,200	29	Wednesday, June 14, 2023	\$5,017,500	15
			Tuesday, June 13, 2023	\$4,972,000	13
			Monday, June 12, 2023	\$16,378,150	24
			Total	\$60,682,749	135

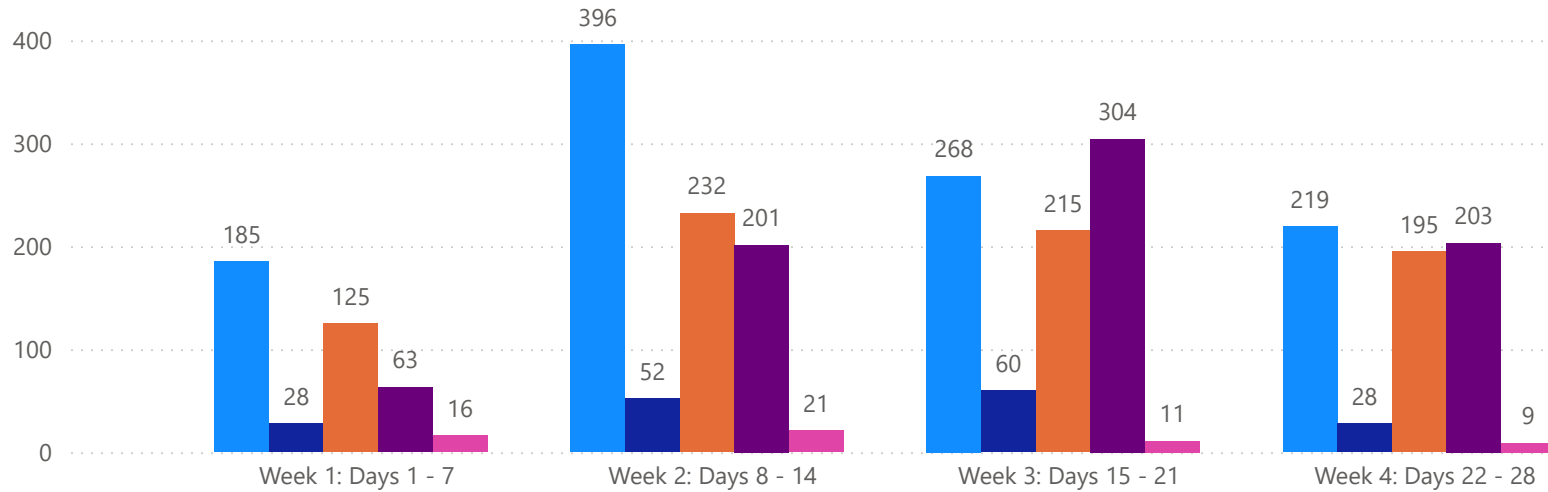


4 WEEK REAL ESTATE MARKET REPORT

PASCO COUNTY - SINGLE FAMILY HOME

6/17/2024

MLS Status ● Active ● Canceled ● Pending ● Sold ● Temporarily Off-Market



TOTALS

MLS Status	4 Week Total
Active	1068
Canceled	168
Pending	767
Sold	771
Temporarily Off-Market	57

DAILY MARKET CHANGE

Category	Sum of Pasco
Back on the Market	14
New Listings	60
Price Decrease	73
Price Increase	12

*Back on Market can be from these sources - Pending, Temp Off Market, Cancelled and Expired Listing)

7 DAY SOLD COMPARISON

Closed Prior Year	Volume	Count	Closed Prior Year	Volume	Count
Thursday, June 13, 2024	\$6,351,855	16	Saturday, June 17, 2023	\$395,500	1
Wednesday, June 12, 2024	\$13,352,177	29	Friday, June 16, 2023	\$24,586,952	62
Tuesday, June 11, 2024	\$7,720,598	18	Thursday, June 15, 2023	\$21,291,364	50
Total	\$27,424,630	63	Wednesday, June 14, 2023	\$11,287,545	28
			Tuesday, June 13, 2023	\$17,523,144	40
			Monday, June 12, 2023	\$23,885,774	52
			Sunday, June 11, 2023	\$1,018,325	4
			Total	\$99,988,604	237

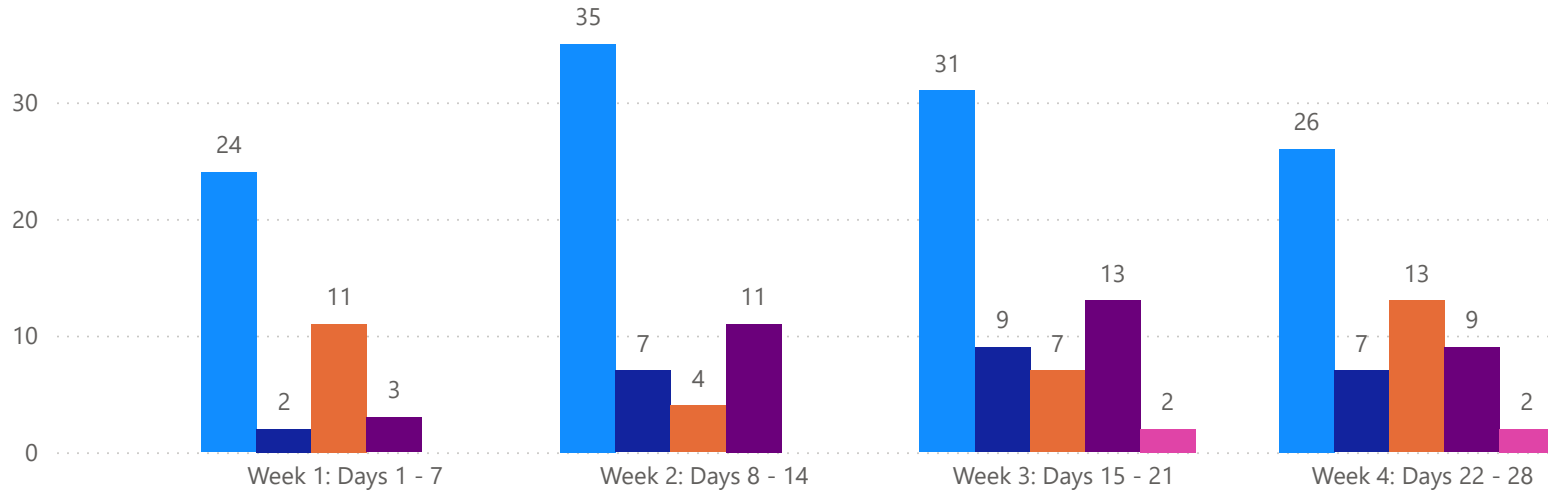


4 WEEK REAL ESTATE MARKET REPORT

PASCO COUNTY - CONDO

6/17/2024

MLSStatus ● Active ● Canceled ● Pending ● Sold ● Temporarily Off-Market



TOTALS

MLS Status	4 Week Total
Active	116
Canceled	25
Pending	35
Sold	36
Temporarily Off-Market	4

DAILY MARKET CHANGE

Category	Sum of Pasco
Back on the Market	2
New Listings	7
Price Decrease	9
Price Increase	2

*Back on Market can be from these sources - Pending, Temp Off Market, Cancelled and Expired Listing)

7 DAY SOLD COMPARISON

Closed Prior Year	Volume	Count
Wednesday, June 12, 2024	\$338,900	2
Tuesday, June 11, 2024	\$102,000	1
Total	\$440,900	3

Closed Prior Year	Volume	Count
Friday, June 16, 2023	\$870,000	4
Thursday, June 15, 2023	\$777,000	6
Wednesday, June 14, 2023	\$288,900	2
Tuesday, June 13, 2023	\$797,400	3
Total	\$2,733,300	15

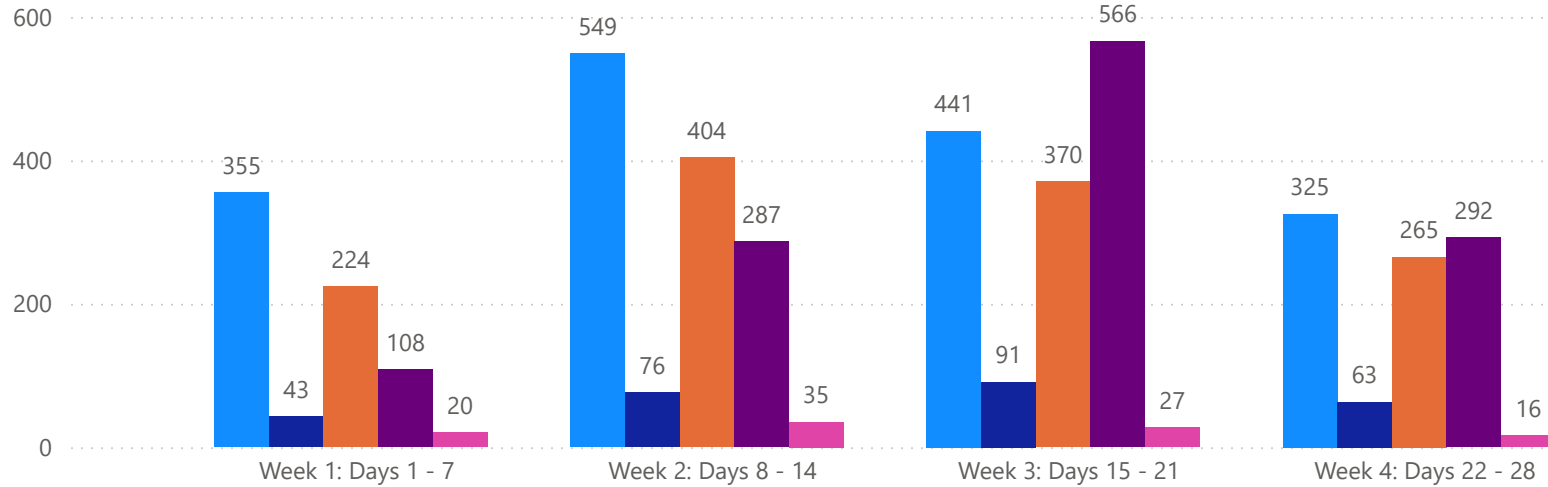


4 WEEK REAL ESTATE MARKET REPORT

HILLSBOROUGH COUNTY - SINGLE FAMILY HOME

6/17/2024

MLSStatus ● Active ● Canceled ● Pending ● Sold ● Temporarily Off-Market



TOTALS

MLS Status	4 Week Total
Active	1670
Canceled	273
Pending	1263
Sold	1253
Temporarily Off-Market	98

DAILY MARKET CHANGE

Category	Sum of Hillsborough	*Back on Market can be from these sources - Pending, Temp Off Market, Cancelled and Expired Listing)
Back on the Market	18	
New Listings	105	
Price Decrease	142	
Price Increase	7	

7 DAY SOLD COMPARISON

Closed Prior Year	Volume	Count
Thursday, June 13, 2024	\$17,693,224	33
Wednesday, June 12, 2024	\$26,130,995	39
Tuesday, June 11, 2024	\$20,808,098	36
Total	\$64,632,317	108

Closed Prior Year	Volume	Count
Saturday, June 17, 2023	\$2,184,900	5
Friday, June 16, 2023	\$60,979,176	106
Thursday, June 15, 2023	\$37,304,239	66
Wednesday, June 14, 2023	\$30,734,459	55
Tuesday, June 13, 2023	\$23,267,239	52
Monday, June 12, 2023	\$42,003,559	70
Sunday, June 11, 2023	\$424,944	1
Total	\$196,898,516	355

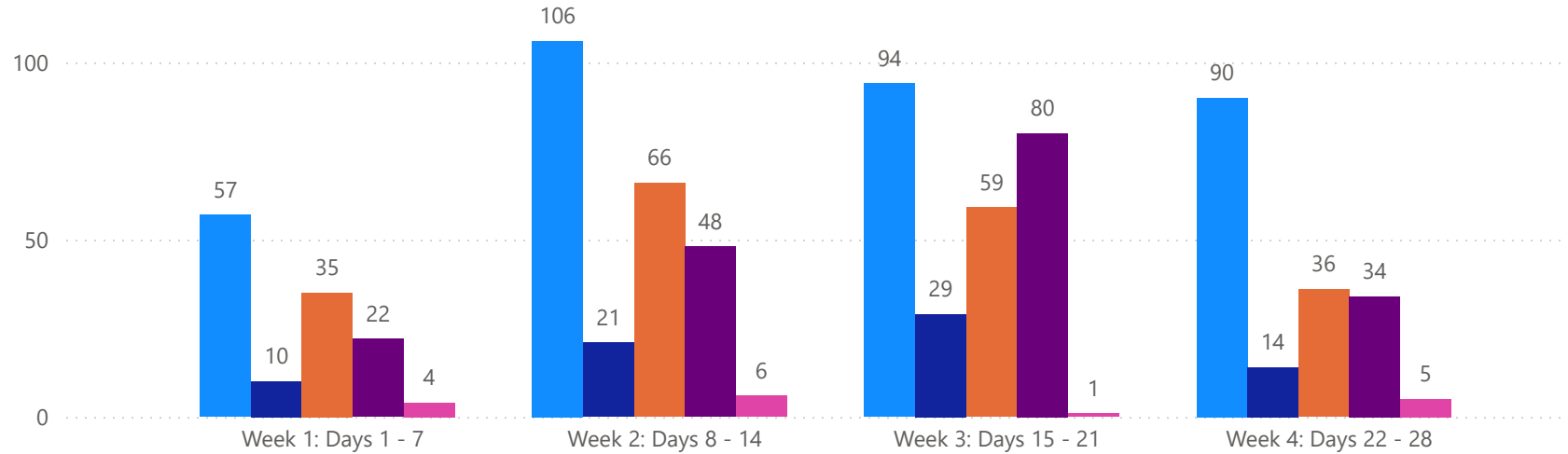


4 WEEK REAL ESTATE MARKET REPORT

HILLSBOROUGH COUNTY - CONDO

6/17/2024

MLSStatus ● Active ● Canceled ● Pending ● Sold ● Temporarily Off-Market



TOTALS

MLS Status	4 Week Total
Active	347
Canceled	74
Pending	196
Sold	184
Temporarily Off-Market	16

DAILY MARKET CHANGE

Category	Sum of Hillsborough	*Back on Market can be from these sources - Pending, Temp Off Market, Cancelled and Expired Listing)
Back on the Market	5	
New Listings	10	
Price Decrease	19	
Price Increase	1	

7 DAY SOLD COMPARISON

Closed Prior Year	Volume	Count	Closed Prior Year	Volume	Count
Thursday, June 13, 2024	\$11,035,000	8	Friday, June 16, 2023	\$3,333,300	11
Wednesday, June 12, 2024	\$1,643,500	8	Thursday, June 15, 2023	\$4,969,500	9
Tuesday, June 11, 2024	\$6,822,500	6	Wednesday, June 14, 2023	\$880,000	2
Total	\$19,501,000	22	Tuesday, June 13, 2023	\$640,500	3
			Monday, June 12, 2023	\$1,594,800	7
			Total	\$11,418,100	32

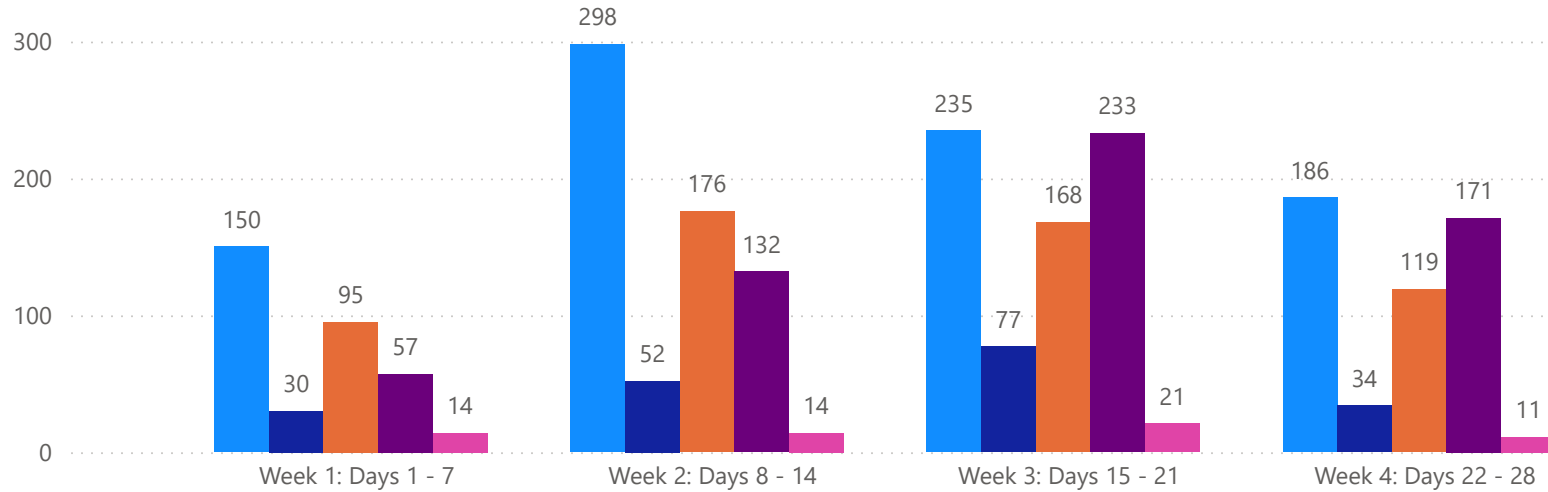


4 WEEK REAL ESTATE MARKET REPORT

SARASOTA COUNTY - SINGLE FAMILY HOME

6/17/2024

MLS Status ● Active ● Canceled ● Pending ● Sold ● Temporarily Off-Market



TOTALS

MLS Status	4 Week Total
Active	869
Canceled	193
Pending	558
Sold	593
Temporarily Off-Market	60

DAILY MARKET CHANGE

Category	Sum of Sarasota
Back on the Market	9
New Listings	35
Price Decrease	57
Price Increase	16

*Back on Market can be from these sources - Pending, Temp Off Market, Cancelled and Expired Listing)

7 DAY SOLD COMPARISON

Closed Prior Year	Volume	Count	Closed Prior Year	Volume	Count
Thursday, June 13, 2024	\$7,951,795	13	Saturday, June 17, 2023	\$300,000	1
Wednesday, June 12, 2024	\$20,101,550	22	Friday, June 16, 2023	\$36,689,972	56
Tuesday, June 11, 2024	\$13,963,553	22	Thursday, June 15, 2023	\$39,034,010	49
Total	\$42,016,898	57	Wednesday, June 14, 2023	\$15,053,842	21
			Tuesday, June 13, 2023	\$8,201,558	18
			Monday, June 12, 2023	\$14,719,199	24
			Sunday, June 11, 2023	\$299,900	1
			Total	\$114,298,481	170

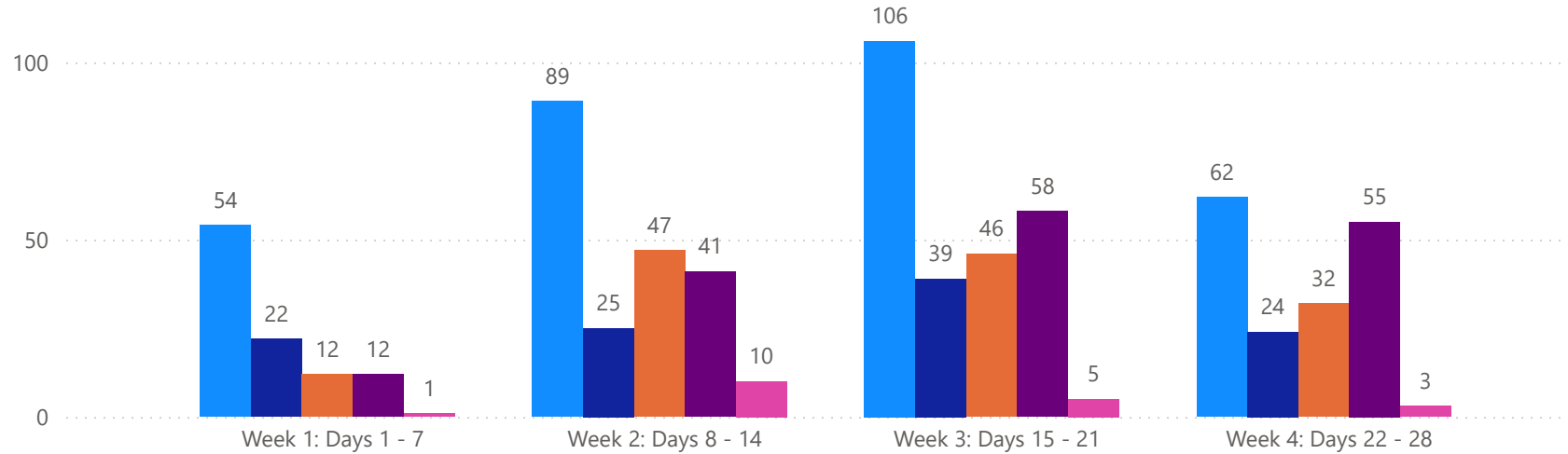


4 WEEK REAL ESTATE MARKET REPORT

SARASOTA COUNTY - CONDO

6/17/2024

MLSStatus ● Active ● Canceled ● Pending ● Sold ● Temporarily Off-Market



TOTALS

MLS Status	4 Week Total
Active	311
Canceled	110
Pending	137
Sold	166
Temporarily Off-Market	19

DAILY MARKET CHANGE

Category	Sum of Sarasota
Back on the Market	4
New Listings	10
Price Decrease	15
Price Increase	1

*Back on Market can be from these sources - Pending, Temp Off Market, Cancelled and Expired Listing)

7 DAY SOLD COMPARISON

Closed Prior Year	Volume	Count	Closed Prior Year	Volume	Count
Thursday, June 13, 2024	\$359,900	1	Friday, June 16, 2023	\$7,011,500	16
Wednesday, June 12, 2024	\$3,520,000	3	Thursday, June 15, 2023	\$11,569,000	17
Tuesday, June 11, 2024	\$4,801,250	8	Wednesday, June 14, 2023	\$2,971,000	5
Total	\$8,681,150	12	Tuesday, June 13, 2023	\$5,610,800	8
			Monday, June 12, 2023	\$13,508,900	11
			Total	\$40,671,200	57

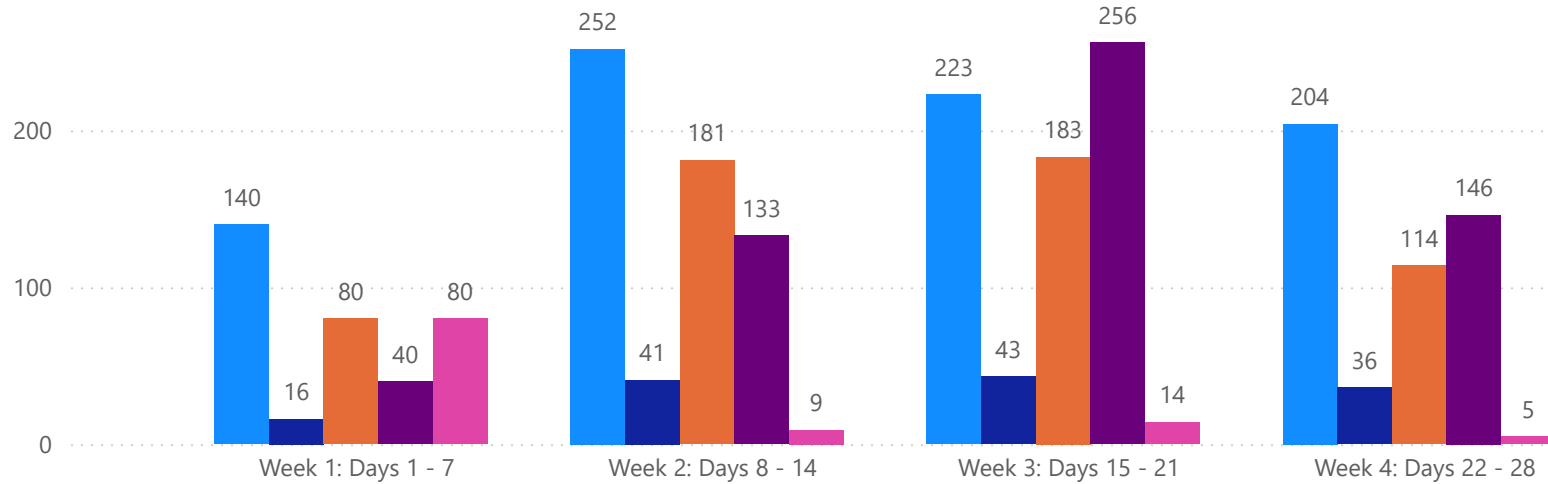


4 WEEK REAL ESTATE MARKET REPORT

MANATEE COUNTY - SINGLE FAMILY HOME

6/17/2024

MLSStatus ● Active ● Canceled ● Pending ● Sold ● Temporarily Off-Market



TOTALS

MLS Status	4 Week Total
Active	819
Canceled	136
Pending	558
Sold	575
Temporarily Off-Market	108

DAILY MARKET CHANGE

Category	Sum of Manatee
Back on the Market	9
New Listings	35
Price Decrease	144
Price Increase	37

*Back on Market can be from these sources - Pending, Temp Off Market, Cancelled and Expired Listing)

7 DAY SOLD COMPARISON

Closed Prior Year	Volume	Count
Thursday, June 13, 2024	\$9,363,000	7
Wednesday, June 12, 2024	\$13,894,490	18
Tuesday, June 11, 2024	\$16,514,997	15
Total	\$39,772,487	40

Closed Prior Year	Volume	Count
Saturday, June 17, 2023	\$6,154,820	13
Friday, June 16, 2023	\$22,759,802	41
Thursday, June 15, 2023	\$30,815,416	39
Wednesday, June 14, 2023	\$17,994,980	20
Tuesday, June 13, 2023	\$10,139,360	16
Monday, June 12, 2023	\$27,022,374	39
Total	\$114,886,752	168

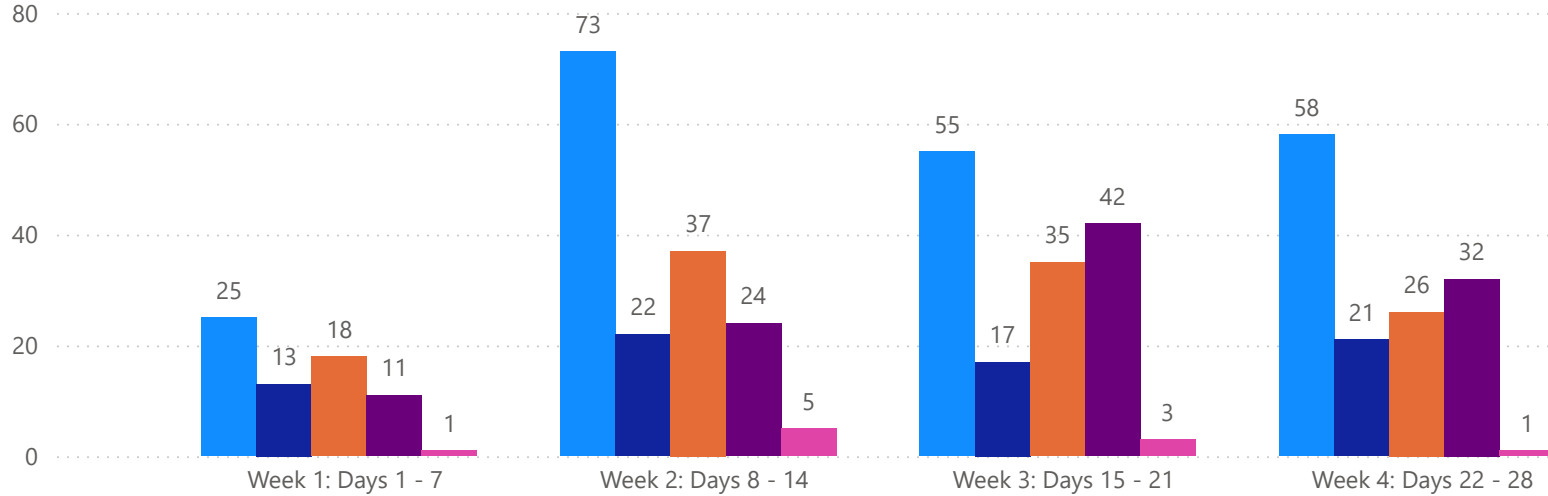


4 WEEK REAL ESTATE MARKET REPORT

MANATEE COUNTY - CONDO

6/17/2024

MLSStatus ● Active ● Canceled ● Pending ● Sold ● Temporarily Off-Market



TOTALS

MLS Status	4 Week Total
Active	211
Canceled	73
Pending	116
Sold	109
Temporarily Off-Market	10

DAILY MARKET CHANGE

Category	Sum of Manatee
Back on the Market	1
New Listings	3
Price Decrease	18
Price Increase	0

*Back on Market can be from these sources - Pending, Temp Off Market, Cancelled and Expired Listing)

7 DAY SOLD COMPARISON

Closed Prior Year	Volume	Count
Friday, June 14, 2024	\$280,000	1
Thursday, June 13, 2024	\$1,085,000	3
Wednesday, June 12, 2024	\$853,000	3
Tuesday, June 11, 2024	\$1,233,000	4
Total	\$3,451,000	11

Closed Prior Year	Volume	Count
Friday, June 16, 2023	\$11,411,000	17
Thursday, June 15, 2023	\$14,188,253	10
Wednesday, June 14, 2023	\$1,528,000	4
Tuesday, June 13, 2023	\$2,550,000	5
Monday, June 12, 2023	\$2,858,827	7
Total	\$32,536,080	43

