



# 4 WEEK REAL ESTATE MARKET REPORT

Wednesday, June 19, 2024

*As of: Thursday, June 20, 2024*

- 1 Report Breakdown
- 2 Cumulative Tampa Bay Report - Single Family Home
- 3 Cumulative Tampa Bay Report - Condominium
- 4 Pinellas County - Single Family Home
- 5 Pinellas County - Condominium
- 6 Pasco County - Single Family Home
- 7 Pasco County - Condominium
- 8 Hillsborough County - Single Family Home
- 9 Hillsborough County - Condominium
- 10 Sarasota County - Single Family Home
- 11 Sarasota County - Condominium
- 12 Manatee County - Single Family Home
- 13 Manatee County - Condominium

# 4 WEEK REAL ESTATE MARKET REPORT

## REPORT BREAKDOWN

Wednesday, June 19, 2024

as of: 6/20/2024



|               |                          |
|---------------|--------------------------|
| <b>Day 1</b>  | Wednesday, June 19, 2024 |
| <b>Day 2</b>  | Tuesday, June 18, 2024   |
| <b>Day 3</b>  | Monday, June 17, 2024    |
| <b>Day 4</b>  | Sunday, June 16, 2024    |
| <b>Day 5</b>  | Saturday, June 15, 2024  |
| <b>Day 6</b>  | Friday, June 14, 2024    |
| <b>Day 7</b>  | Thursday, June 13, 2024  |
| <b>Day 8</b>  | Wednesday, June 12, 2024 |
| <b>Day 9</b>  | Tuesday, June 11, 2024   |
| <b>Day 10</b> | Monday, June 10, 2024    |
| <b>Day 11</b> | Sunday, June 9, 2024     |
| <b>Day 12</b> | Saturday, June 8, 2024   |
| <b>Day 13</b> | Friday, June 7, 2024     |
| <b>Day 14</b> | Thursday, June 6, 2024   |
| <b>Day 15</b> | Wednesday, June 5, 2024  |
| <b>Day 16</b> | Tuesday, June 4, 2024    |
| <b>Day 17</b> | Monday, June 3, 2024     |
| <b>Day 18</b> | Sunday, June 2, 2024     |
| <b>Day 19</b> | Saturday, June 1, 2024   |
| <b>Day 20</b> | Friday, May 31, 2024     |
| <b>Day 21</b> | Thursday, May 30, 2024   |
| <b>Day 22</b> | Wednesday, May 29, 2024  |
| <b>Day 23</b> | Tuesday, May 28, 2024    |
| <b>Day 24</b> | Monday, May 27, 2024     |
| <b>Day 25</b> | Sunday, May 26, 2024     |
| <b>Day 26</b> | Saturday, May 25, 2024   |
| <b>Day 27</b> | Friday, May 24, 2024     |
| <b>Day 28</b> | Thursday, May 23, 2024   |

### REPORT BREAKDOWN

#### GRAPH:

Active - Newly listed during the date range

Pending - Status changed to 'pending' during the date range

Sold - Closed during the date range

Canceled - Canceled during the date range

Temp off Market - Status changed to 'temp' off market' during the date range

The date ranges are not cumulative.

Day 1: Wednesday, June 19, 2024

Day 28: Thursday, May 23, 2024

#### TOTALS:

4 Weeks: The summation of each date range (Day 1 - Day 28)

#### Market Changes

Day 1's New Listings, Price Increase, Price Decreases and Back on Market

Manatee County - Single Family Home

#### 7 Day Sold Comparison

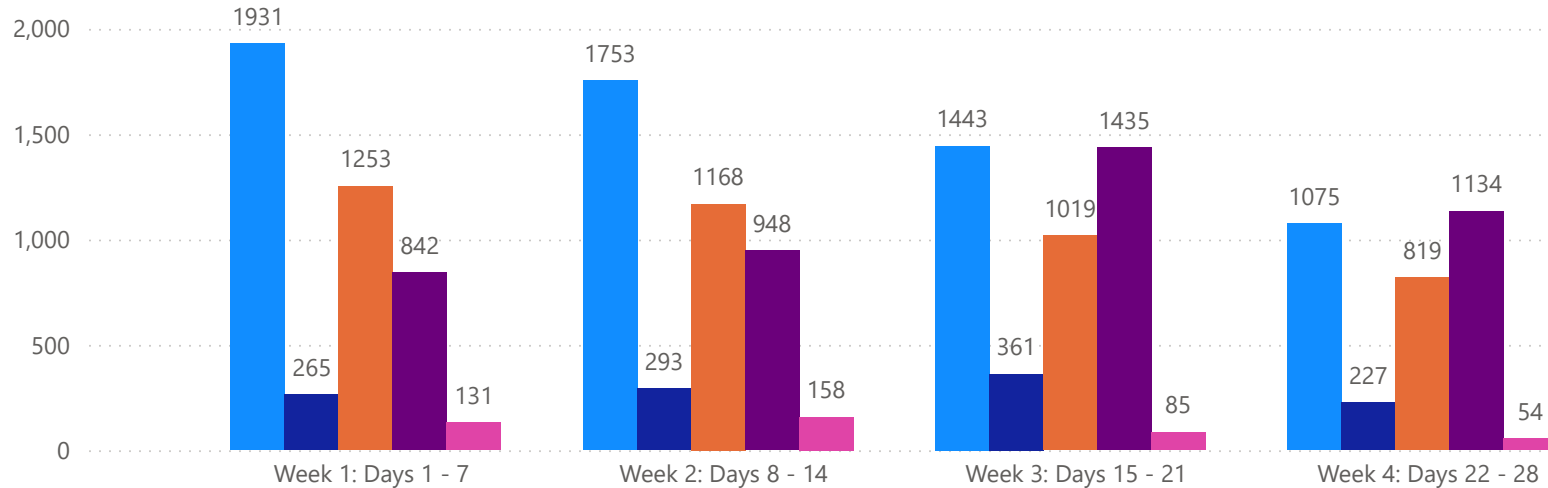
Compares the sold amount and volume in the last 7 days against the same timeframe in the prior year and days 8 - days 14.

# 4 WEEK REAL ESTATE MARKET REPORT

## TAMPA BAY - SINGLE FAMILY HOME

### 6/19/2024

**MLS Status** ● Active ● Canceled ● Pending ● Sold ● Temporarily Off-Market



### TOTALS

| MLS Status             | 4 Week Total |
|------------------------|--------------|
| Active                 | 6202         |
| Canceled               | 1146         |
| Pending                | 4259         |
| Sold                   | 4359         |
| Temporarily Off-Market | 428          |

### DAILY MARKET CHANGE

| Category           | Sum of Total |
|--------------------|--------------|
| Back on the Market | 62           |
| New Listings       | 215          |
| Price Decrease     | 441          |
| Price Increase     | 60           |

\*Back on Market can be from these sources - Pending, Temp Off Market, Cancelled and Expired Listing)

### 7 DAY SOLD COMPARISON

| Closed Prior Year        | Volume               | Count      |
|--------------------------|----------------------|------------|
| Wednesday, June 19, 2024 | \$5,479,000          | 8          |
| Tuesday, June 18, 2024   | \$100,225,761        | 163        |
| Monday, June 17, 2024    | \$119,871,287        | 179        |
| Sunday, June 16, 2024    | \$242,500            | 1          |
| Saturday, June 15, 2024  | \$1,747,989          | 5          |
| Friday, June 14, 2024    | \$206,054,565        | 333        |
| Thursday, June 13, 2024  | \$102,451,779        | 153        |
| <b>Total</b>             | <b>\$536,072,881</b> | <b>842</b> |

| Closed Prior Year        | Volume               | Count      |
|--------------------------|----------------------|------------|
| Monday, June 19, 2023    | \$24,768,071         | 50         |
| Sunday, June 18, 2023    | \$450,000            | 1          |
| Saturday, June 17, 2023  | \$9,395,220          | 21         |
| Friday, June 16, 2023    | \$182,007,137        | 338        |
| Thursday, June 15, 2023  | \$153,266,396        | 242        |
| Wednesday, June 14, 2023 | \$99,857,831         | 165        |
| Tuesday, June 13, 2023   | \$70,746,601         | 148        |
| <b>Total</b>             | <b>\$540,491,256</b> | <b>965</b> |

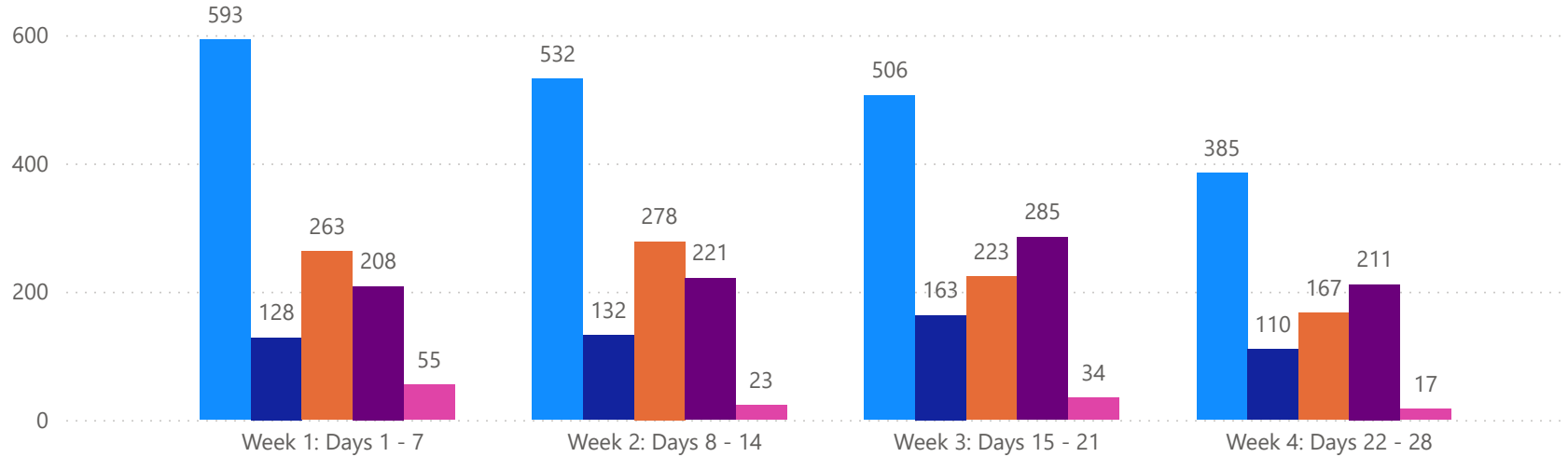


# 4 WEEK REAL ESTATE MARKET REPORT

## TAMPA BAY - CONDO

### 6/19/2024

MLS Status ● Active ● Canceled ● Pending ● Sold ● Temporarily Off-Market



### TOTALS

| MLS Status             | 4 Week Total |
|------------------------|--------------|
| Active                 | 2016         |
| Canceled               | 533          |
| Pending                | 931          |
| Sold                   | 925          |
| Temporarily Off-Market | 129          |

### DAILY MARKET CHANGE

| Category           | Sum of Total |  |
|--------------------|--------------|--|
| Back on the Market | 18           | *Back on Market can be from these sources - Pending, Temp Off Market, Cancelled and Expired Listing) |
| New Listings       | 55           |  |
| Price Decrease     | 110          |  |
| Price Increase     | 2            |  |

### 7 DAY SOLD COMPARISON

| Closed Prior Year        | Volume               | Count      |
|--------------------------|----------------------|------------|
| Wednesday, June 19, 2024 | \$1,211,000          | 5          |
| Tuesday, June 18, 2024   | \$17,191,950         | 33         |
| Monday, June 17, 2024    | \$26,092,500         | 49         |
| Friday, June 14, 2024    | \$52,408,698         | 88         |
| Thursday, June 13, 2024  | \$18,586,600         | 33         |
| <b>Total</b>             | <b>\$115,490,748</b> | <b>208</b> |

| Closed Prior Year        | Volume               | Count      |
|--------------------------|----------------------|------------|
| Monday, June 19, 2023    | \$5,649,000          | 15         |
| Saturday, June 17, 2023  | \$433,000            | 2          |
| Friday, June 16, 2023    | \$46,286,350         | 101        |
| Thursday, June 15, 2023  | \$41,725,302         | 70         |
| Wednesday, June 14, 2023 | \$10,685,400         | 28         |
| Tuesday, June 13, 2023   | \$14,570,700         | 32         |
| <b>Total</b>             | <b>\$119,349,752</b> | <b>248</b> |

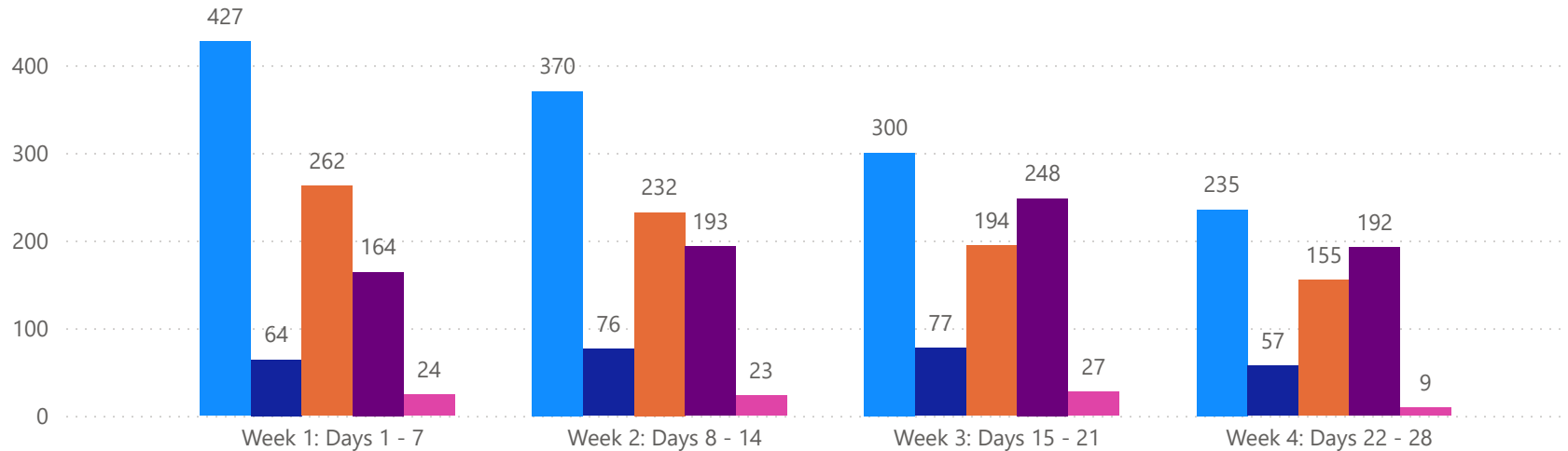


# 4 WEEK REAL ESTATE MARKET REPORT

## PINELLAS COUNTY - SINGLE FAMILY HOME

### 6/19/2024

MLS Status ● Active ● Canceled ● Pending ● Sold ● Temporarily Off-Market



### TOTALS

| MLS Status             | 4 Week Total |
|------------------------|--------------|
| Active                 | 1332         |
| Canceled               | 274          |
| Pending                | 843          |
| Sold                   | 797          |
| Temporarily Off-Market | 83           |

### DAILY MARKET CHANGE

| Category           | Sum of Pinellas |
|--------------------|-----------------|
| Back on the Market | 14              |
| New Listings       | 56              |
| Price Decrease     | 84              |
| Price Increase     | 6               |

\*Back on Market can be from these sources - Pending, Temp Off Market, Cancelled and Expired Listing)

### 7 DAY SOLD COMPARISON

| Closed Prior Year        | Volume               | Count      |
|--------------------------|----------------------|------------|
| Wednesday, June 19, 2024 | \$1,800,000          | 2          |
| Tuesday, June 18, 2024   | \$23,009,350         | 31         |
| Monday, June 17, 2024    | \$19,109,524         | 33         |
| Sunday, June 16, 2024    | \$242,500            | 1          |
| Saturday, June 15, 2024  | \$409,999            | 1          |
| Friday, June 14, 2024    | \$38,193,299         | 60         |
| Thursday, June 13, 2024  | \$29,968,800         | 36         |
| <b>Total</b>             | <b>\$112,733,472</b> | <b>164</b> |

| Closed Prior Year        | Volume               | Count      |
|--------------------------|----------------------|------------|
| Monday, June 19, 2023    | \$1,955,000          | 4          |
| Saturday, June 17, 2023  | \$360,000            | 1          |
| Friday, June 16, 2023    | \$36,991,235         | 73         |
| Thursday, June 15, 2023  | \$24,821,367         | 38         |
| Wednesday, June 14, 2023 | \$24,787,005         | 41         |
| Tuesday, June 13, 2023   | \$11,615,300         | 22         |
| <b>Total</b>             | <b>\$100,529,907</b> | <b>179</b> |

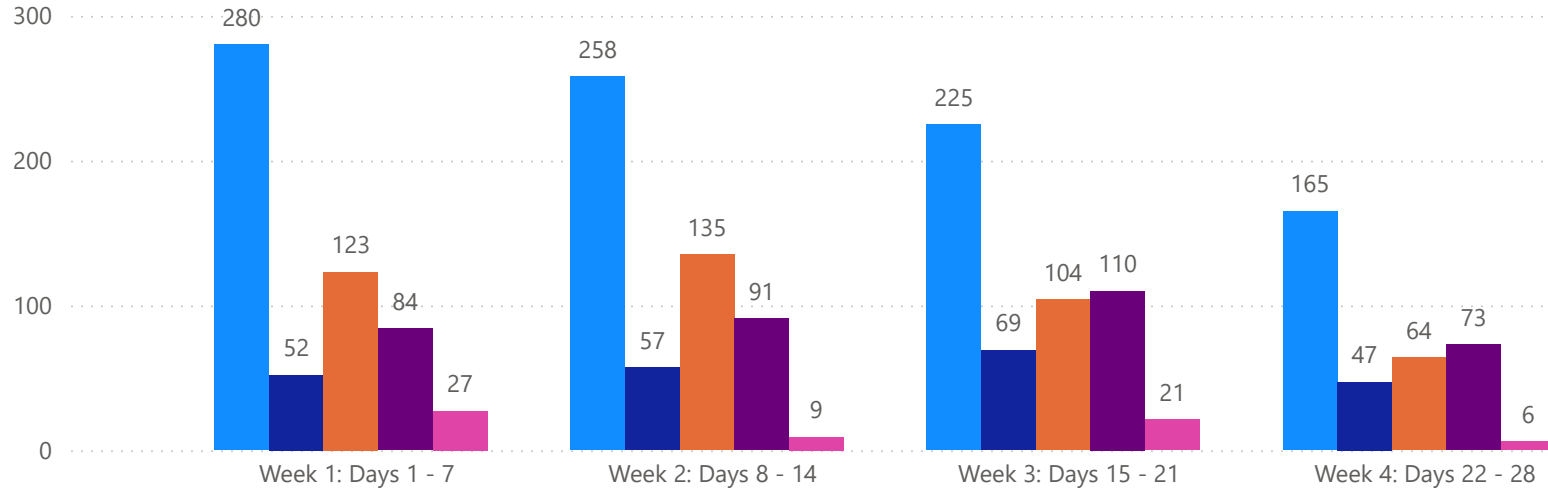


# 4 WEEK REAL ESTATE MARKET REPORT

## PINELLAS COUNTY - CONDO

### 6/19/2024

**MLSStatus** ● Active ● Canceled ● Pending ● Sold ● Temporarily Off-Market



### TOTALS

| MLS Status             | 4 Week Total |
|------------------------|--------------|
| Active                 | 928          |
| Canceled               | 225          |
| Pending                | 426          |
| Sold                   | 358          |
| Temporarily Off-Market | 63           |

### DAILY MARKET CHANGE

| Category           | Sum of Pinellas |
|--------------------|-----------------|
| Back on the Market | 11              |
| New Listings       | 26              |
| Price Decrease     | 48              |
| Price Increase     | 2               |

\*Back on Market can be from these sources - Pending, Temp Off Market, Cancelled and Expired Listing)

### 7 DAY SOLD COMPARISON

| Closed Prior Year        | Volume              | Count     |
|--------------------------|---------------------|-----------|
| Wednesday, June 19, 2024 | \$840,000           | 3         |
| Tuesday, June 18, 2024   | \$6,679,950         | 16        |
| Monday, June 17, 2024    | \$13,031,000        | 24        |
| Friday, June 14, 2024    | \$13,009,699        | 30        |
| Thursday, June 13, 2024  | \$3,930,800         | 11        |
| <b>Total</b>             | <b>\$37,491,449</b> | <b>84</b> |

| Closed Prior Year        | Volume              | Count      |
|--------------------------|---------------------|------------|
| Monday, June 19, 2023    | \$783,000           | 3          |
| Saturday, June 17, 2023  | \$433,000           | 2          |
| Friday, June 16, 2023    | \$23,660,550        | 53         |
| Thursday, June 15, 2023  | \$10,221,549        | 28         |
| Wednesday, June 14, 2023 | \$5,017,500         | 15         |
| Tuesday, June 13, 2023   | \$4,972,000         | 13         |
| <b>Total</b>             | <b>\$45,087,599</b> | <b>114</b> |

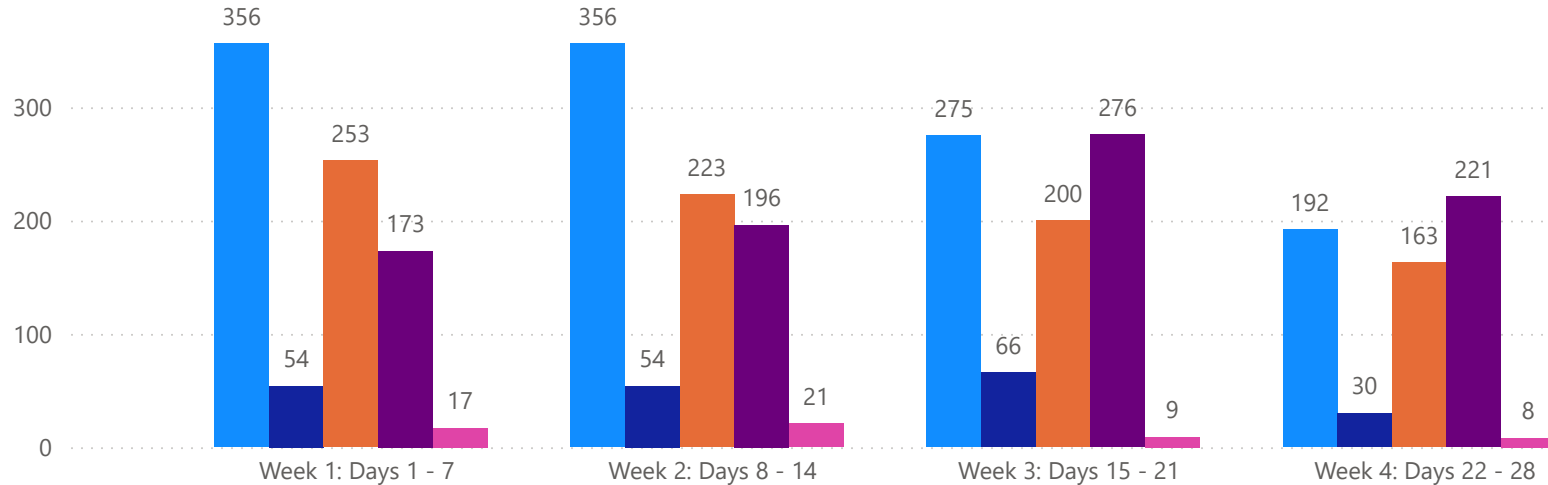


# 4 WEEK REAL ESTATE MARKET REPORT

## PASCO COUNTY - SINGLE FAMILY HOME

### 6/19/2024

MLS Status ● Active ● Canceled ● Pending ● Sold ● Temporarily Off-Market



### TOTALS

| MLS Status             | 4 Week Total |
|------------------------|--------------|
| Active                 | 1179         |
| Canceled               | 204          |
| Pending                | 839          |
| Sold                   | 866          |
| Temporarily Off-Market | 55           |

### DAILY MARKET CHANGE

| Category           | Sum of Pasco |
|--------------------|--------------|
| Back on the Market | 11           |
| New Listings       | 30           |
| Price Decrease     | 73           |
| Price Increase     | 2            |

\*Back on Market can be from these sources - Pending, Temp Off Market, Cancelled and Expired Listing)

### 7 DAY SOLD COMPARISON

| Closed Prior Year        | Volume              | Count      |
|--------------------------|---------------------|------------|
| Wednesday, June 19, 2024 | \$541,000           | 2          |
| Tuesday, June 18, 2024   | \$12,633,964        | 30         |
| Monday, June 17, 2024    | \$15,812,715        | 35         |
| Saturday, June 15, 2024  | \$978,990           | 3          |
| Friday, June 14, 2024    | \$32,181,158        | 68         |
| Thursday, June 13, 2024  | \$17,635,665        | 35         |
| <b>Total</b>             | <b>\$79,783,492</b> | <b>173</b> |

| Closed Prior Year        | Volume              | Count      |
|--------------------------|---------------------|------------|
| Monday, June 19, 2023    | \$6,247,411         | 14         |
| Saturday, June 17, 2023  | \$395,500           | 1          |
| Friday, June 16, 2023    | \$24,586,952        | 62         |
| Thursday, June 15, 2023  | \$21,291,364        | 50         |
| Wednesday, June 14, 2023 | \$11,287,545        | 28         |
| Tuesday, June 13, 2023   | \$17,523,144        | 40         |
| <b>Total</b>             | <b>\$81,331,916</b> | <b>195</b> |

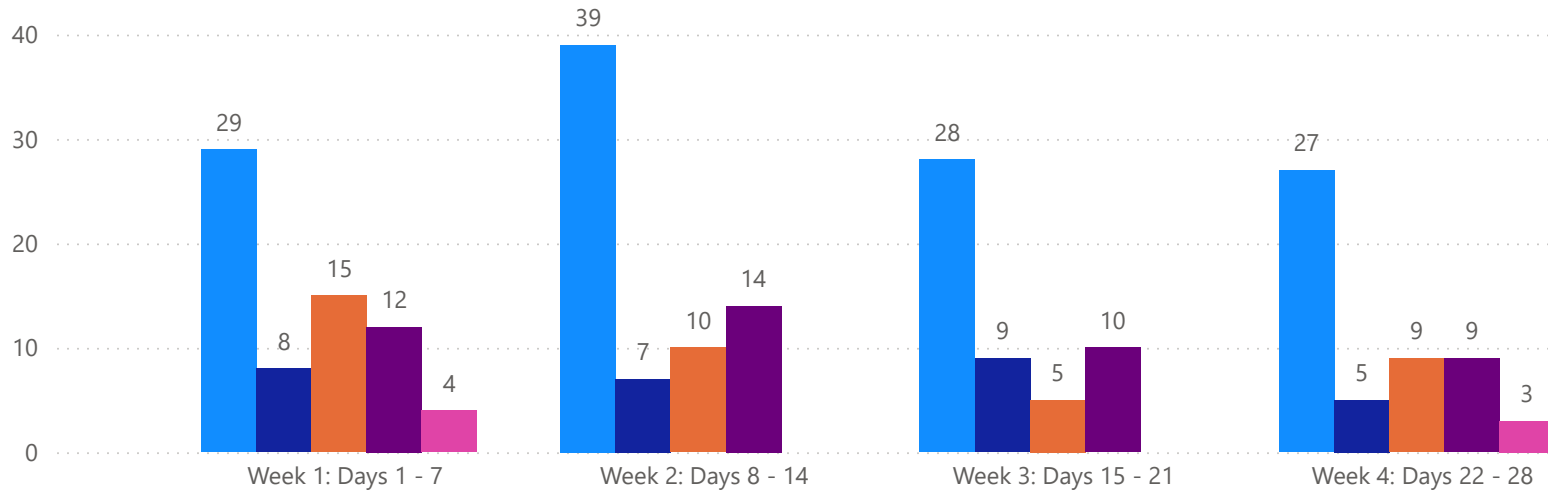


# 4 WEEK REAL ESTATE MARKET REPORT

## PASCO COUNTY - CONDO

### 6/19/2024

**MLSStatus** ● Active ● Canceled ● Pending ● Sold ● Temporarily Off-Market



### TOTALS

| MLS Status             | 4 Week Total |
|------------------------|--------------|
| Active                 | 123          |
| Canceled               | 29           |
| Pending                | 39           |
| Sold                   | 45           |
| Temporarily Off-Market | 7            |

### DAILY MARKET CHANGE

| Category           | Sum of Pasco |
|--------------------|--------------|
| Back on the Market | 0            |
| New Listings       | 1            |
| Price Decrease     | 8            |
| Price Increase     | 0            |

\*Back on Market can be from these sources - Pending, Temp Off Market, Cancelled and Expired Listing)

### 7 DAY SOLD COMPARISON

| Closed Prior Year       | Volume             | Count     |
|-------------------------|--------------------|-----------|
| Tuesday, June 18, 2024  | \$370,000          | 2         |
| Monday, June 17, 2024   | \$420,000          | 3         |
| Friday, June 14, 2024   | \$1,129,000        | 6         |
| Thursday, June 13, 2024 | \$136,000          | 1         |
| <b>Total</b>            | <b>\$2,055,000</b> | <b>12</b> |

| Closed Prior Year        | Volume             | Count     |
|--------------------------|--------------------|-----------|
| Monday, June 19, 2023    | \$183,500          | 1         |
| Friday, June 16, 2023    | \$870,000          | 4         |
| Thursday, June 15, 2023  | \$777,000          | 6         |
| Wednesday, June 14, 2023 | \$288,900          | 2         |
| Tuesday, June 13, 2023   | \$797,400          | 3         |
| <b>Total</b>             | <b>\$2,916,800</b> | <b>16</b> |



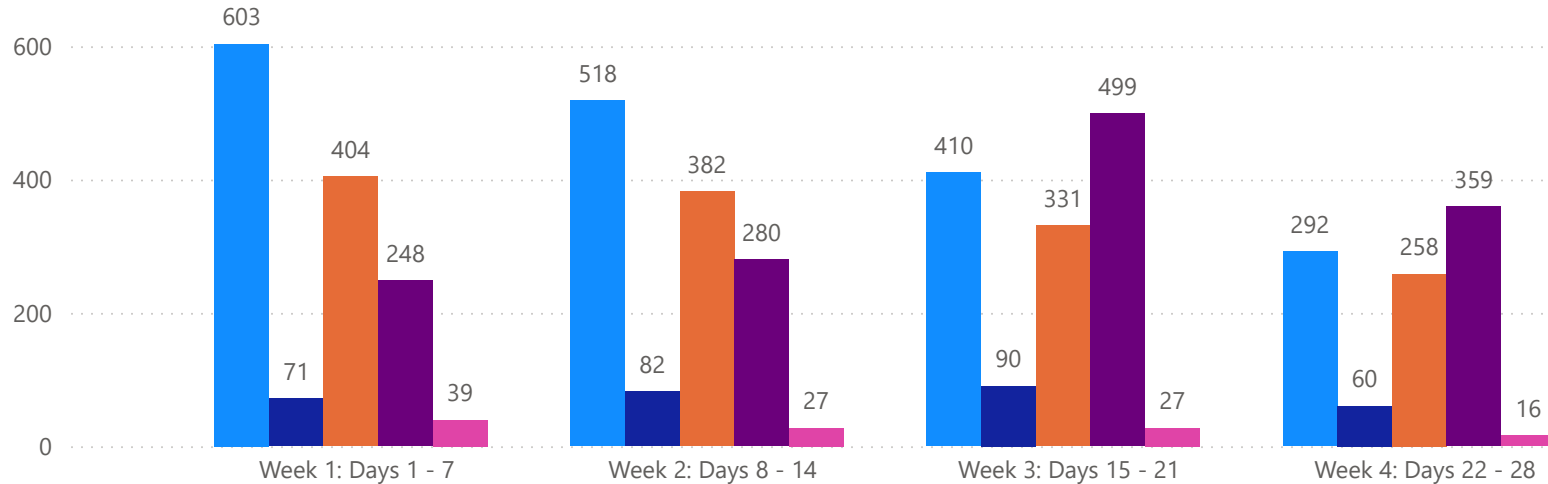


# 4 WEEK REAL ESTATE MARKET REPORT

## HILLSBOROUGH COUNTY - SINGLE FAMILY HOME

6/19/2024

MLS Status ● Active ● Canceled ● Pending ● Sold ● Temporarily Off-Market



### TOTALS

| MLS Status             | 4 Week Total |
|------------------------|--------------|
| Active                 | 1823         |
| Canceled               | 303          |
| Pending                | 1375         |
| Sold                   | 1386         |
| Temporarily Off-Market | 109          |

### DAILY MARKET CHANGE

| Category           | Sum of Hillsborough | *Back on Market can be from these sources - Pending, Temp Off Market, Cancelled and Expired Listing) |
|--------------------|---------------------|--|
| Back on the Market | 19                  |  |
| New Listings       | 69                  |  |
| Price Decrease     | 108                 |  |
| Price Increase     | 5                   |  |

### 7 DAY SOLD COMPARISON

| Closed Prior Year        | Volume               | Count      |
|--------------------------|----------------------|------------|
| Wednesday, June 19, 2024 | \$2,258,000          | 3          |
| Tuesday, June 18, 2024   | \$23,592,378         | 40         |
| Monday, June 17, 2024    | \$28,664,710         | 51         |
| Friday, June 14, 2024    | \$67,350,630         | 110        |
| Thursday, June 13, 2024  | \$26,294,724         | 44         |
| <b>Total</b>             | <b>\$148,160,442</b> | <b>248</b> |

| Closed Prior Year        | Volume               | Count      |
|--------------------------|----------------------|------------|
| Monday, June 19, 2023    | \$4,785,420          | 12         |
| Sunday, June 18, 2023    | \$450,000            | 1          |
| Saturday, June 17, 2023  | \$2,184,900          | 5          |
| Friday, June 16, 2023    | \$60,979,176         | 106        |
| Thursday, June 15, 2023  | \$37,304,239         | 66         |
| Wednesday, June 14, 2023 | \$30,734,459         | 55         |
| Tuesday, June 13, 2023   | \$23,267,239         | 52         |
| <b>Total</b>             | <b>\$159,705,433</b> | <b>297</b> |

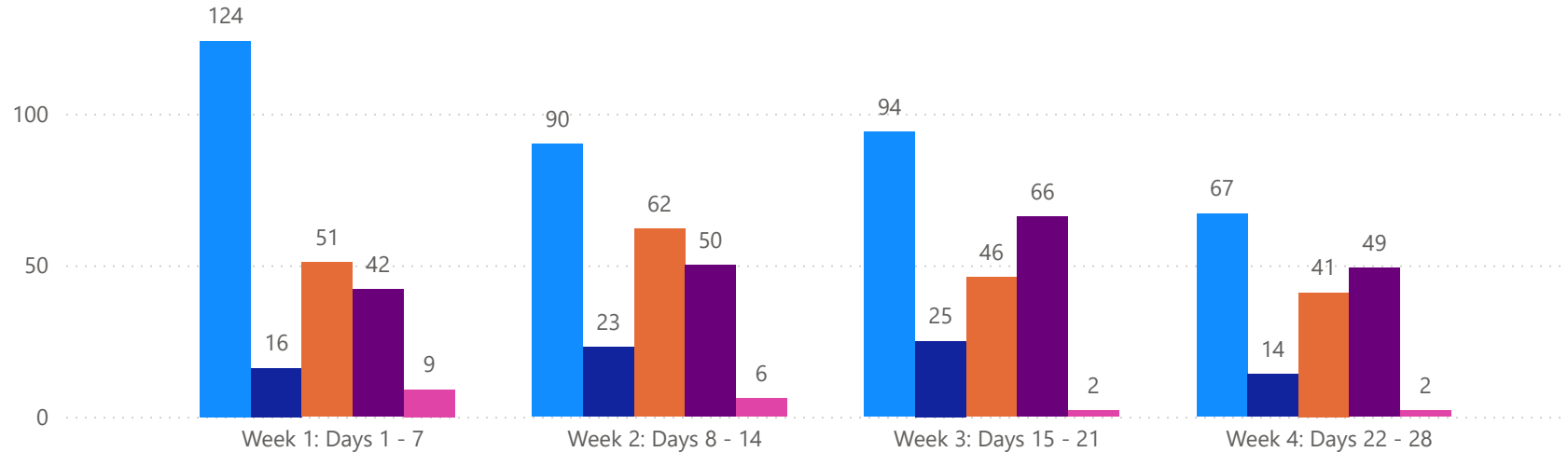


# 4 WEEK REAL ESTATE MARKET REPORT

## HILLSBOROUGH COUNTY - CONDO

6/19/2024

MLSStatus ● Active ● Canceled ● Pending ● Sold ● Temporarily Off-Market



### TOTALS

| MLS Status             | 4 Week Total |
|------------------------|--------------|
| Active                 | 375          |
| Canceled               | 78           |
| Pending                | 200          |
| Sold                   | 207          |
| Temporarily Off-Market | 19           |

### DAILY MARKET CHANGE

| Category           | Sum of Hillsborough | *Back on Market can be from these sources - Pending, Temp Off Market, Canceled and Expired Listing) |
|--------------------|---------------------|---|
| Back on the Market | 3                   |   |
| New Listings       | 11                  |   |
| Price Decrease     | 14                  |   |
| Price Increase     | 0                   |   |

### 7 DAY SOLD COMPARISON

| Closed Prior Year        | Volume              | Count     | Closed Prior Year        | Volume              | Count     |
|--------------------------|---------------------|-----------|--------------------------|---------------------|-----------|
| Wednesday, June 19, 2024 | \$165,000           | 1         | Monday, June 19, 2023    | \$530,000           | 2         |
| Tuesday, June 18, 2024   | \$350,000           | 2         | Friday, June 16, 2023    | \$3,333,300         | 11        |
| Monday, June 17, 2024    | \$2,814,500         | 6         | Thursday, June 15, 2023  | \$4,969,500         | 9         |
| Friday, June 14, 2024    | \$17,213,000        | 20        | Wednesday, June 14, 2023 | \$880,000           | 2         |
| Thursday, June 13, 2024  | \$12,054,900        | 13        | Tuesday, June 13, 2023   | \$640,500           | 3         |
| <b>Total</b>             | <b>\$32,597,400</b> | <b>42</b> | <b>Total</b>             | <b>\$10,353,300</b> | <b>27</b> |

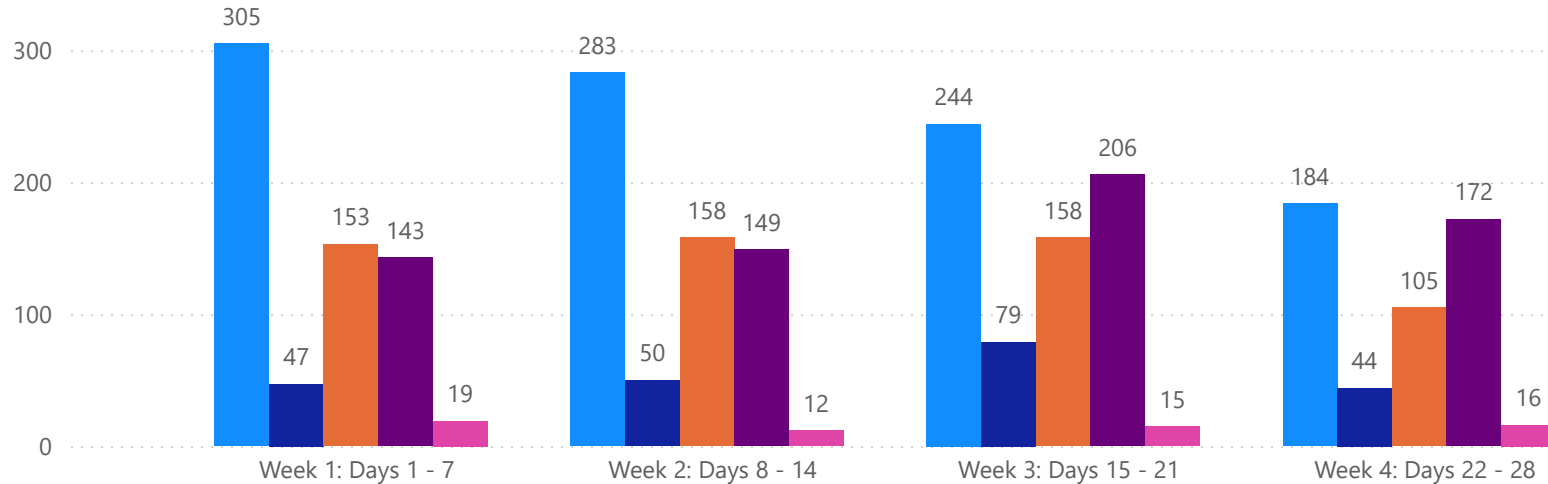


# 4 WEEK REAL ESTATE MARKET REPORT

## SARASOTA COUNTY - SINGLE FAMILY HOME

### 6/19/2024

MLS Status ● Active ● Canceled ● Pending ● Sold ● Temporarily Off-Market



### TOTALS

| MLS Status             | 4 Week Total |
|------------------------|--------------|
| Active                 | 1016         |
| Canceled               | 220          |
| Pending                | 574          |
| Sold                   | 670          |
| Temporarily Off-Market | 62           |

### DAILY MARKET CHANGE

| Category           | Sum of Sarasota |
|--------------------|-----------------|
| Back on the Market | 11              |
| New Listings       | 30              |
| Price Decrease     | 64              |
| Price Increase     | 1               |

\*Back on Market can be from these sources - Pending, Temp Off Market, Cancelled and Expired Listing)

### 7 DAY SOLD COMPARISON

| Closed Prior Year       | Volume              | Count      |
|-------------------------|---------------------|------------|
| Tuesday, June 18, 2024  | \$24,067,181        | 44         |
| Monday, June 17, 2024   | \$26,941,721        | 37         |
| Friday, June 14, 2024   | \$32,993,126        | 42         |
| Thursday, June 13, 2024 | \$12,871,935        | 20         |
| <b>Total</b>            | <b>\$96,873,963</b> | <b>143</b> |

| Closed Prior Year        | Volume               | Count      |
|--------------------------|----------------------|------------|
| Monday, June 19, 2023    | \$6,824,495          | 10         |
| Saturday, June 17, 2023  | \$300,000            | 1          |
| Friday, June 16, 2023    | \$36,689,972         | 56         |
| Thursday, June 15, 2023  | \$39,034,010         | 49         |
| Wednesday, June 14, 2023 | \$15,053,842         | 21         |
| Tuesday, June 13, 2023   | \$8,201,558          | 18         |
| <b>Total</b>             | <b>\$106,103,877</b> | <b>155</b> |

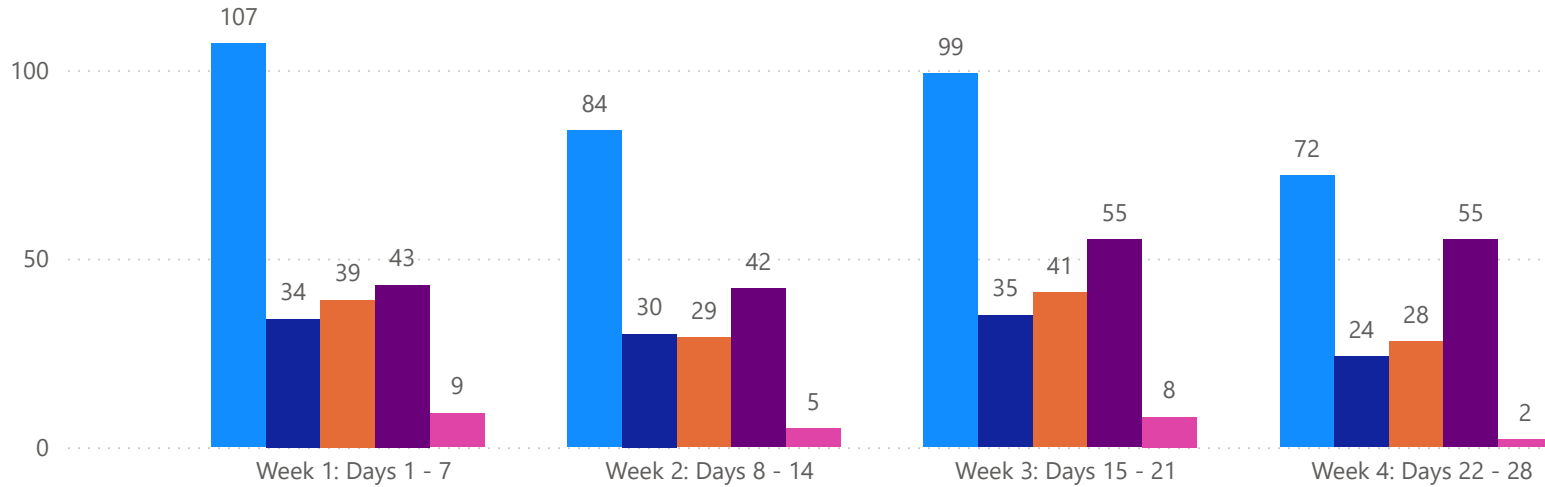


# 4 WEEK REAL ESTATE MARKET REPORT

## SARASOTA COUNTY - CONDO

### 6/19/2024

MLSStatus ● Active ● Canceled ● Pending ● Sold ● Temporarily Off-Market



### TOTALS

| MLS Status             | 4 Week Total |
|------------------------|--------------|
| Active                 | 362          |
| Canceled               | 123          |
| Pending                | 137          |
| Sold                   | 195          |
| Temporarily Off-Market | 24           |

### DAILY MARKET CHANGE

| Category           | Sum of Sarasota |
|--------------------|-----------------|
| Back on the Market | 3               |
| New Listings       | 11              |
| Price Decrease     | 24              |
| Price Increase     | 0               |

\*Back on Market can be from these sources - Pending, Temp Off Market, Cancelled and Expired Listing)

### 7 DAY SOLD COMPARISON

| Closed Prior Year       | Volume              | Count     |
|-------------------------|---------------------|-----------|
| Tuesday, June 18, 2024  | \$6,332,000         | 9         |
| Monday, June 17, 2024   | \$7,209,000         | 10        |
| Friday, June 14, 2024   | \$16,664,999        | 21        |
| Thursday, June 13, 2024 | \$789,900           | 3         |
| <b>Total</b>            | <b>\$30,995,899</b> | <b>43</b> |

| Closed Prior Year        | Volume              | Count     |
|--------------------------|---------------------|-----------|
| Monday, June 19, 2023    | \$3,190,500         | 6         |
| Friday, June 16, 2023    | \$7,011,500         | 16        |
| Thursday, June 15, 2023  | \$11,569,000        | 17        |
| Wednesday, June 14, 2023 | \$2,971,000         | 5         |
| Tuesday, June 13, 2023   | \$5,610,800         | 8         |
| <b>Total</b>             | <b>\$30,352,800</b> | <b>52</b> |

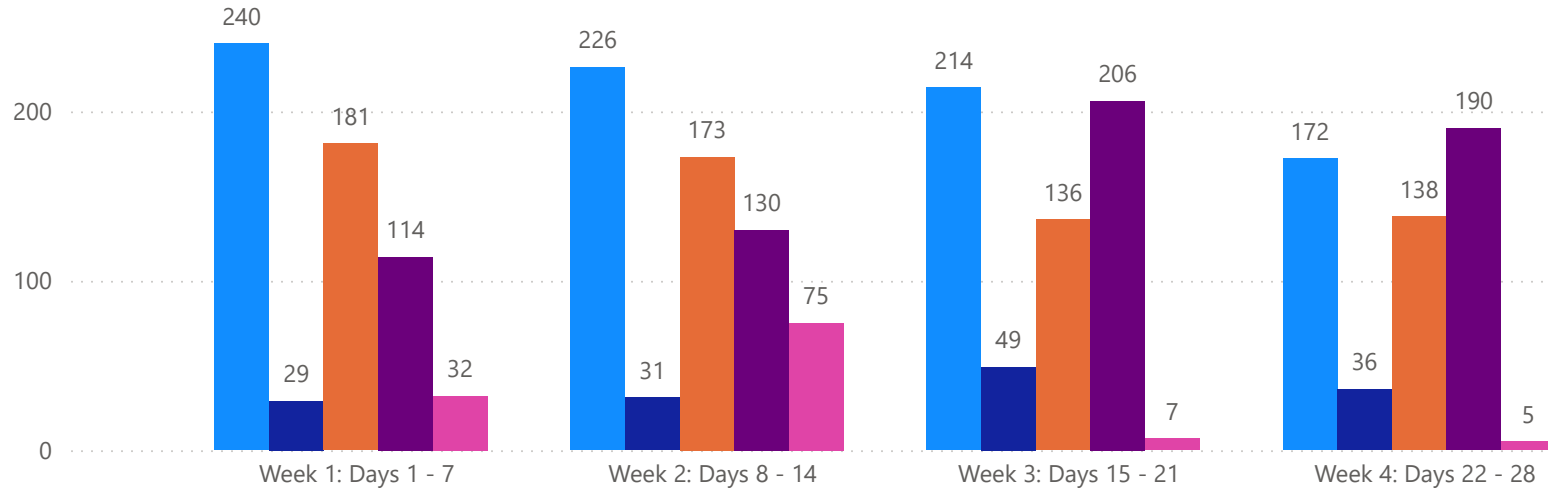


# 4 WEEK REAL ESTATE MARKET REPORT

## MANATEE COUNTY - SINGLE FAMILY HOME

### 6/19/2024

MLS Status ● Active ● Canceled ● Pending ● Sold ● Temporarily Off-Market



### TOTALS

| MLS Status             | 4 Week Total |
|------------------------|--------------|
| Active                 | 852          |
| Canceled               | 145          |
| Pending                | 628          |
| Sold                   | 640          |
| Temporarily Off-Market | 119          |

### DAILY MARKET CHANGE

| Category           | Sum of Manatee |
|--------------------|----------------|
| Back on the Market | 7              |
| New Listings       | 30             |
| Price Decrease     | 112            |
| Price Increase     | 46             |

\*Back on Market can be from these sources - Pending, Temp Off Market, Cancelled and Expired Listing)

### 7 DAY SOLD COMPARISON

| Closed Prior Year        | Volume              | Count      |
|--------------------------|---------------------|------------|
| Wednesday, June 19, 2024 | \$880,000           | 1          |
| Tuesday, June 18, 2024   | \$16,922,888        | 18         |
| Monday, June 17, 2024    | \$29,342,617        | 23         |
| Saturday, June 15, 2024  | \$359,000           | 1          |
| Friday, June 14, 2024    | \$35,336,352        | 53         |
| Thursday, June 13, 2024  | \$15,680,655        | 18         |
| <b>Total</b>             | <b>\$98,521,512</b> | <b>114</b> |

| Closed Prior Year        | Volume              | Count      |
|--------------------------|---------------------|------------|
| Monday, June 19, 2023    | \$4,955,745         | 10         |
| Saturday, June 17, 2023  | \$6,154,820         | 13         |
| Friday, June 16, 2023    | \$22,759,802        | 41         |
| Thursday, June 15, 2023  | \$30,815,416        | 39         |
| Wednesday, June 14, 2023 | \$17,994,980        | 20         |
| Tuesday, June 13, 2023   | \$10,139,360        | 16         |
| <b>Total</b>             | <b>\$92,820,123</b> | <b>139</b> |

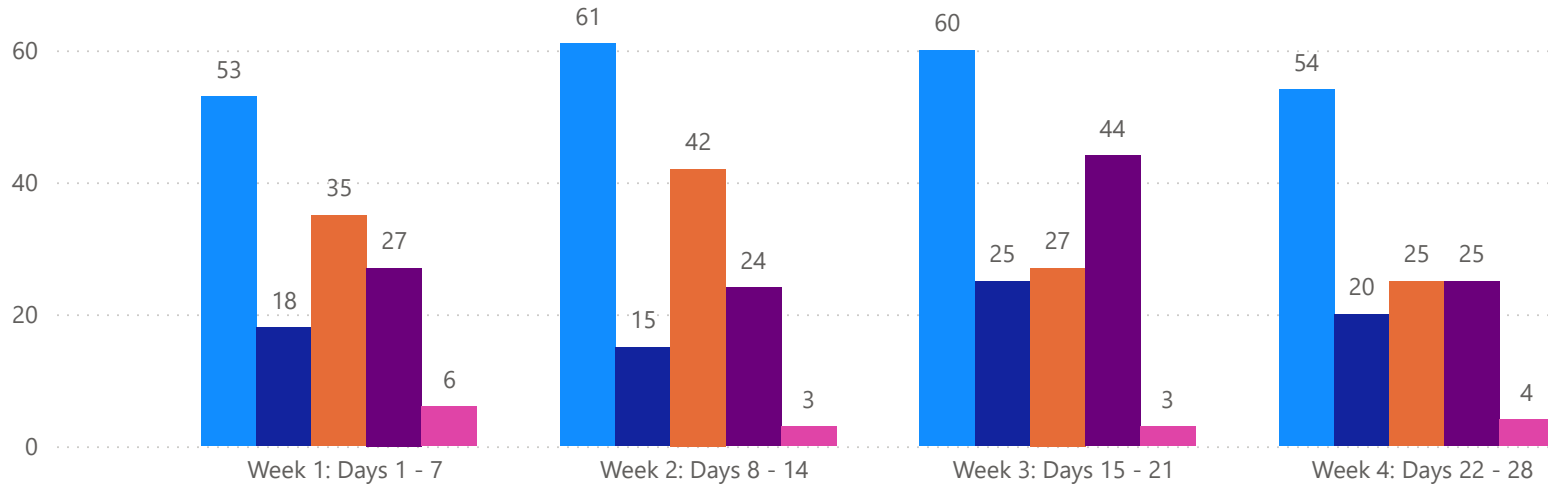


# 4 WEEK REAL ESTATE MARKET REPORT

## MANATEE COUNTY - CONDO

### 6/19/2024

**MLSStatus** ● Active ● Canceled ● Pending ● Sold ● Temporarily Off-Market



### TOTALS

| MLS Status             | 4 Week Total |
|------------------------|--------------|
| Active                 | 228          |
| Canceled               | 78           |
| Pending                | 129          |
| Sold                   | 120          |
| Temporarily Off-Market | 16           |

### DAILY MARKET CHANGE

| Category           | Sum of Manatee |
|--------------------|----------------|
| Back on the Market | 1              |
| New Listings       | 6              |
| Price Decrease     | 16             |
| Price Increase     | 0              |

\*Back on Market can be from these sources - Pending, Temp Off Market, Cancelled and Expired Listing)

### 7 DAY SOLD COMPARISON

| Closed Prior Year        | Volume              | Count     | Closed Prior Year        | Volume              | Count     |
|--------------------------|---------------------|-----------|--------------------------|---------------------|-----------|
| Wednesday, June 19, 2024 | \$206,000           | 1         | Monday, June 19, 2023    | \$962,000           | 3         |
| Tuesday, June 18, 2024   | \$3,460,000         | 4         | Friday, June 16, 2023    | \$11,411,000        | 17        |
| Monday, June 17, 2024    | \$2,618,000         | 6         | Thursday, June 15, 2023  | \$14,188,253        | 10        |
| Friday, June 14, 2024    | \$4,392,000         | 11        | Wednesday, June 14, 2023 | \$1,528,000         | 4         |
| Thursday, June 13, 2024  | \$1,675,000         | 5         | Tuesday, June 13, 2023   | \$2,550,000         | 5         |
| <b>Total</b>             | <b>\$12,351,000</b> | <b>27</b> | <b>Total</b>             | <b>\$30,639,253</b> | <b>39</b> |

