



4 WEEK REAL ESTATE MARKET REPORT

Sunday, June 23, 2024

As of: Monday, June 24, 2024

- 1 Report Breakdown
- 2 Cumulative Tampa Bay Report - Single Family Home
- 3 Cumulative Tampa Bay Report - Condominium
- 4 Pinellas County - Single Family Home
- 5 Pinellas County - Condominium
- 6 Pasco County - Single Family Home
- 7 Pasco County - Condominium
- 8 Hillsborough County - Single Family Home
- 9 Hillsborough County - Condominium
- 10 Sarasota County - Single Family Home
- 11 Sarasota County - Condominium
- 12 Manatee County - Single Family Home
- 13 Manatee County - Condominium

4 WEEK REAL ESTATE MARKET REPORT

REPORT BREAKDOWN

Sunday, June 23, 2024



as of: 6/24/2024

Day 1	Sunday, June 23, 2024
Day 2	Saturday, June 22, 2024
Day 3	Friday, June 21, 2024
Day 4	Thursday, June 20, 2024
#####	Wednesday, June 19, 2024
Day 6	Tuesday, June 18, 2024
Day 7	Monday, June 17, 2024
Day 8	Sunday, June 16, 2024
Day 9	Saturday, June 15, 2024
Day 10	Friday, June 14, 2024
Day 11	Thursday, June 13, 2024
Day 12	Wednesday, June 12, 2024
Day 13	Tuesday, June 11, 2024
Day 14	Monday, June 10, 2024
Day 15	Sunday, June 9, 2024
Day 16	Saturday, June 8, 2024
Day 17	Friday, June 7, 2024
Day 18	Thursday, June 6, 2024
Day 19	Wednesday, June 5, 2024
Day 20	Tuesday, June 4, 2024
Day 21	Monday, June 3, 2024
Day 22	Sunday, June 2, 2024
Day 23	Saturday, June 1, 2024
Day 24	Friday, May 31, 2024
Day 25	Thursday, May 30, 2024
Day 26	Wednesday, May 29, 2024
Day 27	Tuesday, May 28, 2024
Day 28	Monday, May 27, 2024

REPORT BREAKDOWN

GRAPH:

Active - Newly listed during the date range
Pending - Status changed to 'pending' during the date range
Sold - Closed during the date range
Canceled - Canceled during the date range
Temp off Market - Status changed to 'temp' off market' during the date range

The date ranges are not cumulative.
Day 1: Sunday, June 23, 2024
Day 28: Monday, May 27, 2024

TOTALS:

4 Weeks: The summation of each date range (Day 1 - Day 28)

Market Changes

Day 1's New Listings, Price Increase, Price Decreases and Back on Market
Manatee County - Single Family Home

7 Day Sold Comparison

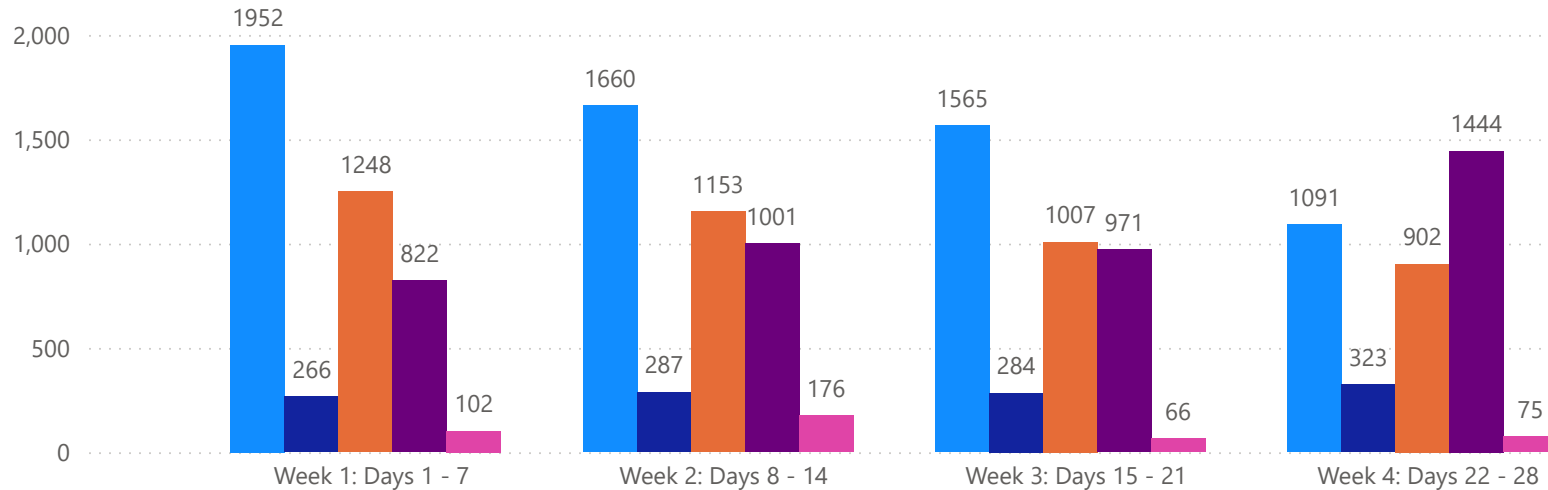
Compares the sold amount and volume in the last 7 days against the same timeframe in the prior year and days 8 - days 14.

4 WEEK REAL ESTATE MARKET REPORT

TAMPA BAY - SINGLE FAMILY HOME

6/23/2024

MLS Status ● Active ● Canceled ● Pending ● Sold ● Temporarily Off-Market



TOTALS

MLS Status	4 Week Total
Active	6268
Canceled	1160
Pending	4310
Sold	4238
Temporarily Off-Market	419

DAILY MARKET CHANGE

Category	Sum of Total	
Back on the Market	23	*Back on Market can be from these sources - Pending, Temp Off Market, Cancelled and Expired Listing)
New Listings	72	
Price Decrease	99	
Price Increase	8	

7 DAY SOLD COMPARISON

Closed Prior Year	Volume	Count
Saturday, June 22, 2024	\$923,500	2
Friday, June 21, 2024	\$129,545,608	200
Thursday, June 20, 2024	\$118,119,541	173
Wednesday, June 19, 2024	\$15,823,530	29
Tuesday, June 18, 2024	\$128,876,758	212
Monday, June 17, 2024	\$131,113,381	206
Total	\$524,402,318	822

Closed Prior Year	Volume	Count
Friday, June 23, 2023	\$198,220,008	326
Thursday, June 22, 2023	\$93,682,269	163
Wednesday, June 21, 2023	\$114,535,005	180
Tuesday, June 20, 2023	\$136,194,065	236
Monday, June 19, 2023	\$24,768,071	50
Sunday, June 18, 2023	\$450,000	1
Saturday, June 17, 2023	\$9,395,220	21
Total	\$577,244,638	977

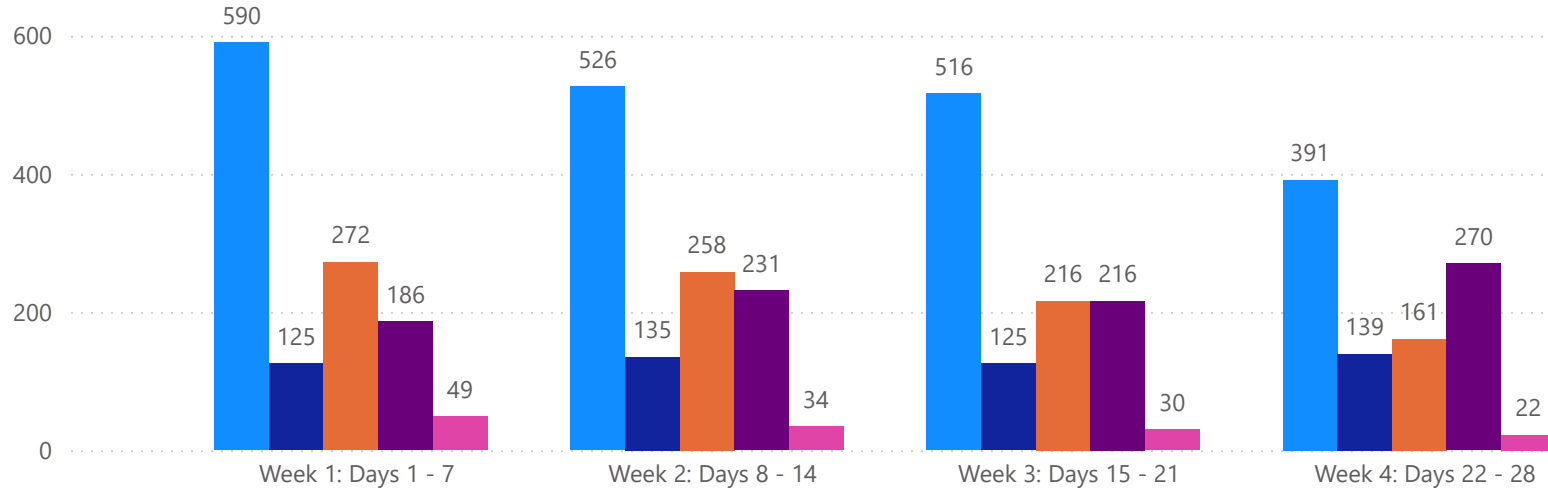


4 WEEK REAL ESTATE MARKET REPORT

TAMPA BAY - CONDO

6/23/2024

MLS Status ● Active ● Canceled ● Pending ● Sold ● Temporarily Off-Market



TOTALS

MLS Status	4 Week Total
Active	2023
Canceled	524
Pending	907
Sold	903
Temporarily Off-Market	135

DAILY MARKET CHANGE

Category	Sum of Total	
Back on the Market	2	*Back on Market can be from these sources - Pending, Temp Off Market, Cancelled and Expired Listing)
New Listings	17	
Price Decrease	36	
Price Increase	1	

7 DAY SOLD COMPARISON

Closed Prior Year	Volume	Count
Friday, June 21, 2024	\$21,365,299	54
Thursday, June 20, 2024	\$22,641,163	35
Wednesday, June 19, 2024	\$1,506,000	7
Tuesday, June 18, 2024	\$18,708,950	37
Monday, June 17, 2024	\$28,210,400	53
Total	\$92,431,812	186

Closed Prior Year	Volume	Count
Friday, June 23, 2023	\$26,296,495	73
Thursday, June 22, 2023	\$12,814,590	33
Wednesday, June 21, 2023	\$11,496,050	36
Tuesday, June 20, 2023	\$18,189,583	52
Monday, June 19, 2023	\$5,649,000	15
Saturday, June 17, 2023	\$433,000	2
Total	\$74,878,718	211

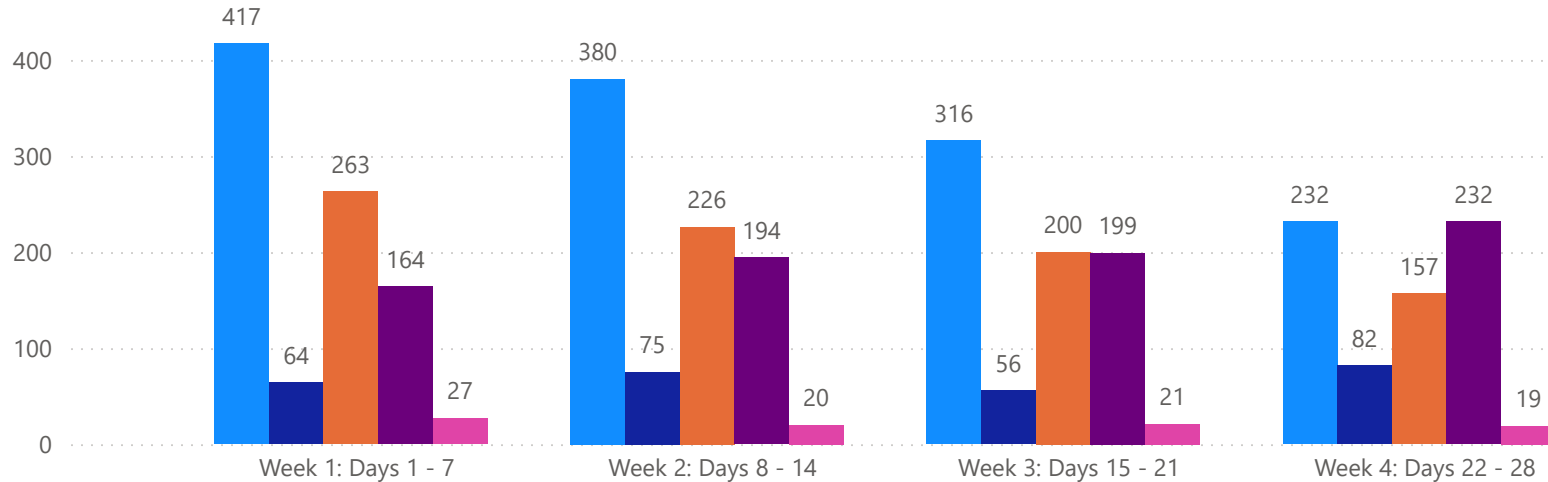


4 WEEK REAL ESTATE MARKET REPORT

PINELLAS COUNTY - SINGLE FAMILY HOME

6/23/2024

MLSStatus ● Active ● Canceled ● Pending ● Sold ● Temporarily Off-Market



TOTALS

MLS Status	4 Week Total
Active	1345
Canceled	277
Pending	846
Sold	789
Temporarily Off-Market	87

DAILY MARKET CHANGE

Category	Sum of Pinellas
Back on the Market	2
New Listings	11
Price Decrease	21
Price Increase	0

*Back on Market can be from these sources - Pending, Temp Off Market, Cancelled and Expired Listing)

7 DAY SOLD COMPARISON

Closed Prior Year	Volume	Count
Friday, June 21, 2024	\$30,748,400	47
Thursday, June 20, 2024	\$26,746,420	38
Wednesday, June 19, 2024	\$5,370,050	6
Tuesday, June 18, 2024	\$29,849,350	40
Monday, June 17, 2024	\$19,109,524	33
Total	\$111,823,744	164

Closed Prior Year	Volume	Count
Friday, June 23, 2023	\$39,096,721	53
Thursday, June 22, 2023	\$14,360,763	25
Wednesday, June 21, 2023	\$24,234,100	45
Tuesday, June 20, 2023	\$26,796,023	49
Monday, June 19, 2023	\$1,955,000	4
Saturday, June 17, 2023	\$360,000	1
Total	\$106,802,607	177

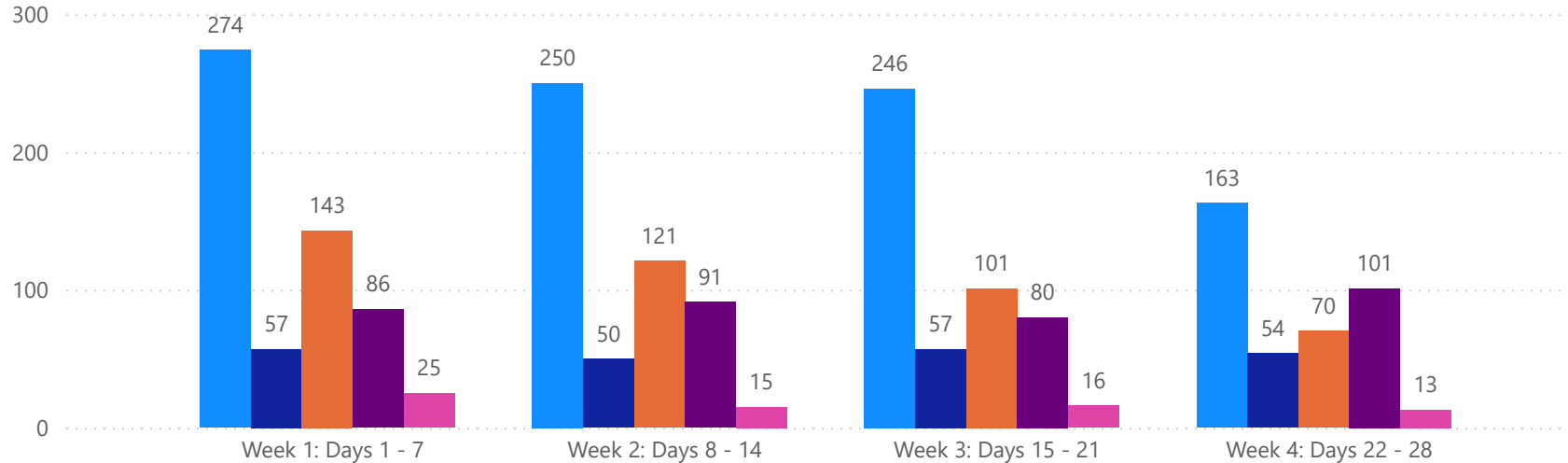


4 WEEK REAL ESTATE MARKET REPORT

PINELLAS COUNTY - CONDO

6/23/2024

MLS Status ● Active ● Canceled ● Pending ● Sold ● Temporarily Off-Market



TOTALS

MLS Status	4 Week Total
Active	933
Canceled	218
Pending	435
Sold	358
Temporarily Off-Market	69

DAILY MARKET CHANGE

Category	Sum of Pinellas
Back on the Market	1
New Listings	9
Price Decrease	18
Price Increase	1

*Back on Market can be from these sources - Pending, Temp Off Market, Cancelled and Expired Listing)

7 DAY SOLD COMPARISON

Closed Prior Year	Volume	Count
Friday, June 21, 2024	\$8,585,899	27
Thursday, June 20, 2024	\$4,060,500	12
Wednesday, June 19, 2024	\$970,000	4
Tuesday, June 18, 2024	\$7,002,950	17
Monday, June 17, 2024	\$14,385,900	26
Total	\$35,005,249	86

Closed Prior Year	Volume	Count
Friday, June 23, 2023	\$12,610,800	40
Thursday, June 22, 2023	\$5,160,000	16
Wednesday, June 21, 2023	\$5,328,650	19
Tuesday, June 20, 2023	\$6,248,400	22
Monday, June 19, 2023	\$783,000	3
Saturday, June 17, 2023	\$433,000	2
Total	\$30,563,850	102

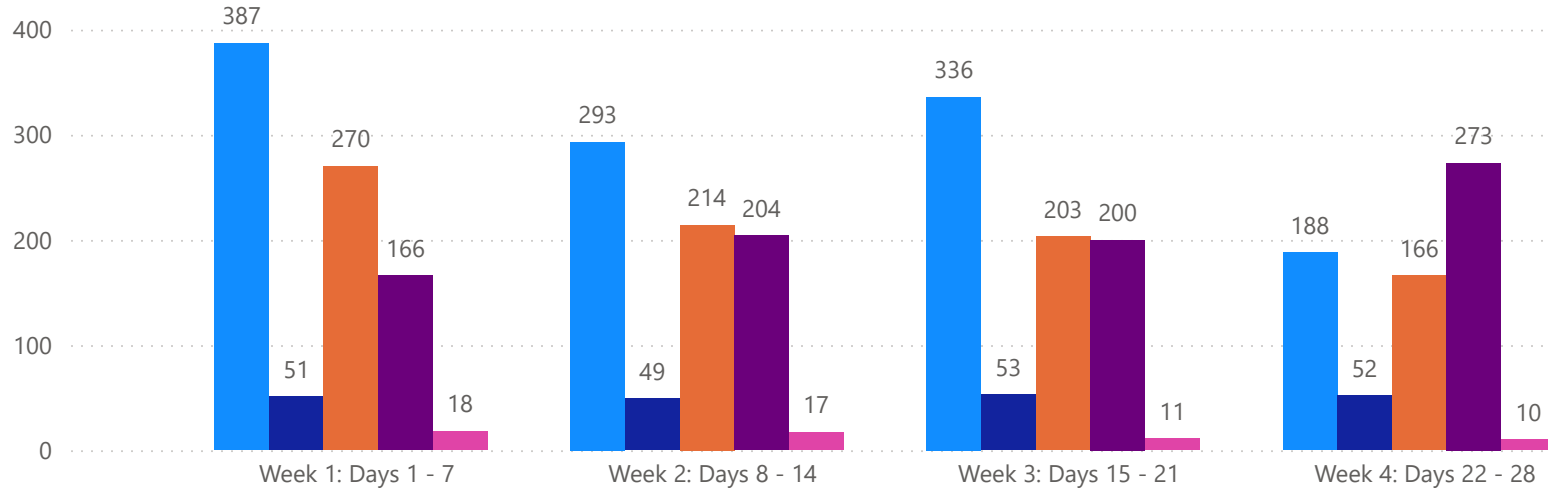


4 WEEK REAL ESTATE MARKET REPORT

PASCO COUNTY - SINGLE FAMILY HOME

6/23/2024

MLSStatus ● Active ● Canceled ● Pending ● Sold ● Temporarily Off-Market



TOTALS

MLS Status	4 Week Total
Active	1204
Canceled	205
Pending	853
Sold	843
Temporarily Off-Market	56

DAILY MARKET CHANGE

Category	Sum of Pasco
Back on the Market	11
New Listings	25
Price Decrease	22
Price Increase	0

*Back on Market can be from these sources - Pending, Temp Off Market, Cancelled and Expired Listing)

7 DAY SOLD COMPARISON

Closed Prior Year	Volume	Count
Saturday, June 22, 2024	\$228,500	1
Friday, June 21, 2024	\$18,505,313	39
Thursday, June 20, 2024	\$13,315,300	30
Wednesday, June 19, 2024	\$4,421,830	13
Tuesday, June 18, 2024	\$15,887,984	38
Monday, June 17, 2024	\$19,994,863	45
Total	\$72,353,790	166

Closed Prior Year	Volume	Count
Friday, June 23, 2023	\$28,395,012	64
Thursday, June 22, 2023	\$15,818,051	35
Wednesday, June 21, 2023	\$12,005,165	26
Tuesday, June 20, 2023	\$18,387,985	40
Monday, June 19, 2023	\$6,247,411	14
Saturday, June 17, 2023	\$395,500	1
Total	\$81,249,124	180

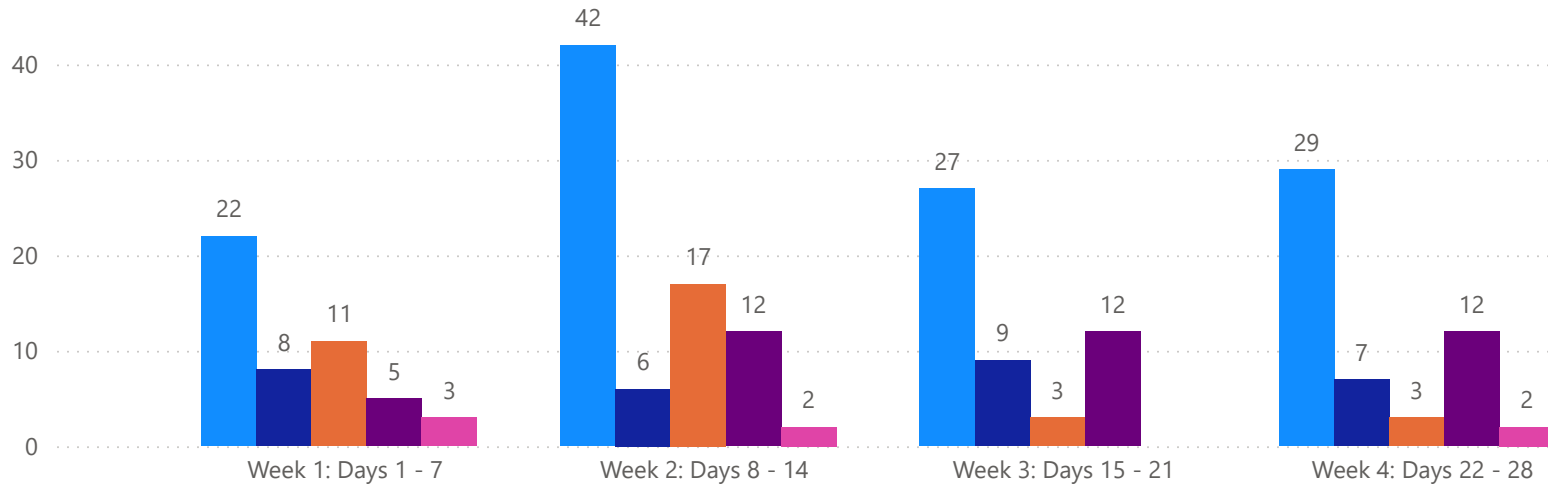


4 WEEK REAL ESTATE MARKET REPORT

PASCO COUNTY - CONDO

6/23/2024

MLS Status ● Active ● Canceled ● Pending ● Sold ● Temporarily Off-Market



TOTALS

MLS Status	4 Week Total
Active	120
Canceled	30
Pending	34
Sold	41
Temporarily Off-Market	7

DAILY MARKET CHANGE

Category	Sum of Pasco
Back on the Market	0
New Listings	1
Price Decrease	3
Price Increase	0

*Back on Market can be from these sources - Pending, Temp Off Market, Cancelled and Expired Listing)

7 DAY SOLD COMPARISON

Closed Prior Year	Volume	Count
Tuesday, June 18, 2024	\$370,000	2
Monday, June 17, 2024	\$420,000	3
Total	\$790,000	5

Closed Prior Year	Volume	Count
Friday, June 23, 2023	\$921,800	5
Thursday, June 22, 2023	\$387,400	2
Wednesday, June 21, 2023	\$490,000	3
Tuesday, June 20, 2023	\$916,183	5
Monday, June 19, 2023	\$183,500	1
Total	\$2,898,883	16

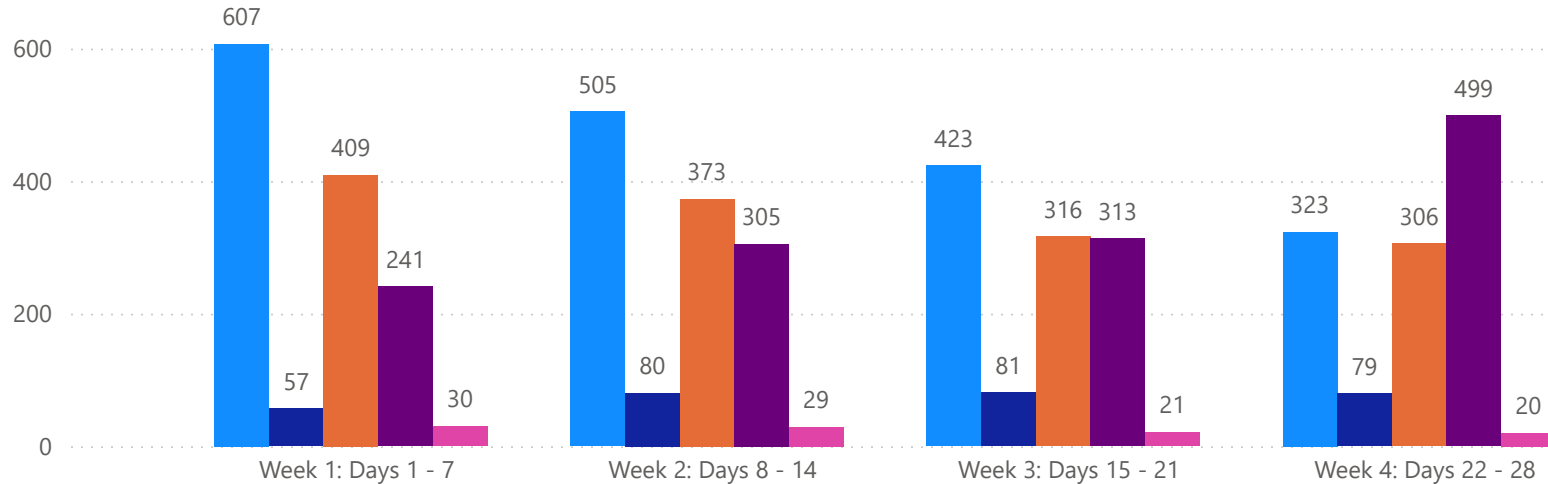


4 WEEK REAL ESTATE MARKET REPORT

HILLSBOROUGH COUNTY - SINGLE FAMILY HOME

6/23/2024

MLS Status ● Active ● Canceled ● Pending ● Sold ● Temporarily Off-Market



TOTALS

MLS Status	4 Week Total
Active	1858
Canceled	297
Pending	1404
Sold	1358
Temporarily Off-Market	100

DAILY MARKET CHANGE

Category	Sum of Hillsborough	*Back on Market can be from these sources - Pending, Temp Off Market, Cancelled and Expired Listing)
Back on the Market	4	
New Listings	23	
Price Decrease	22	
Price Increase	4	

7 DAY SOLD COMPARISON

Closed Prior Year	Volume	Count
Friday, June 21, 2024	\$46,318,300	60
Thursday, June 20, 2024	\$39,457,817	55
Wednesday, June 19, 2024	\$3,844,680	6
Tuesday, June 18, 2024	\$32,420,784	57
Monday, June 17, 2024	\$33,861,675	63
Total	\$155,903,256	241

Closed Prior Year	Volume	Count
Friday, June 23, 2023	\$65,863,265	118
Thursday, June 22, 2023	\$30,982,344	52
Wednesday, June 21, 2023	\$37,764,064	58
Tuesday, June 20, 2023	\$45,526,064	80
Monday, June 19, 2023	\$4,785,420	12
Sunday, June 18, 2023	\$450,000	1
Saturday, June 17, 2023	\$2,184,900	5
Total	\$187,556,057	326

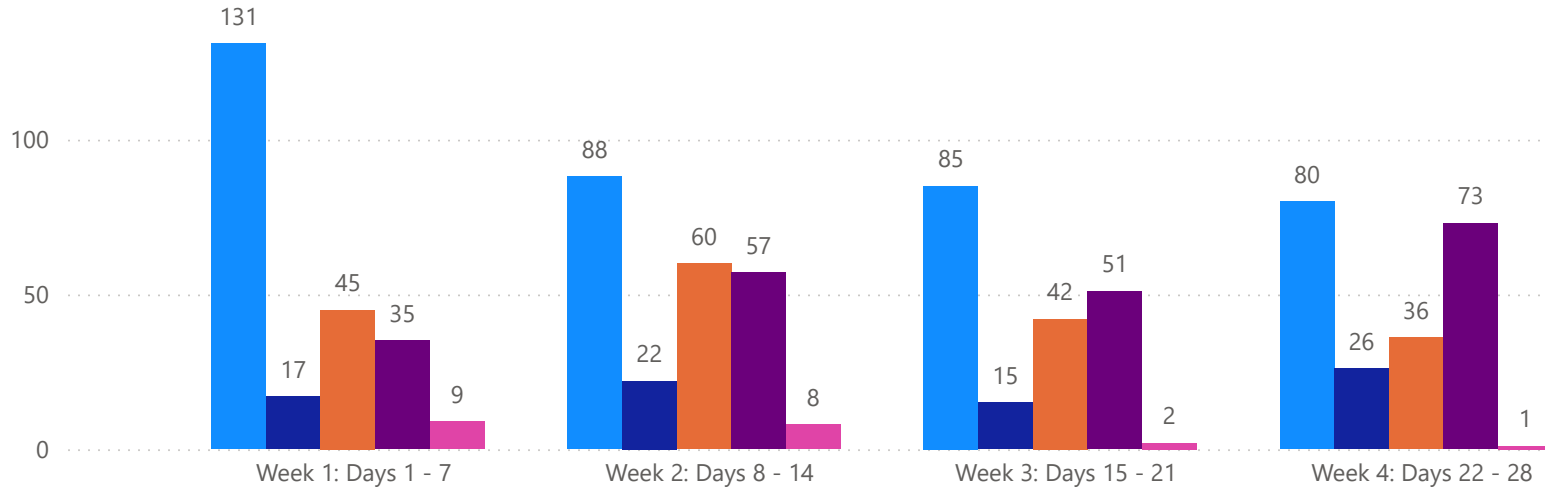


4 WEEK REAL ESTATE MARKET REPORT

HILLSBOROUGH COUNTY - CONDO

6/23/2024

MLS Status ● Active ● Canceled ● Pending ● Sold ● Temporarily Off-Market



TOTALS

MLS Status	4 Week Total
Active	384
Canceled	80
Pending	183
Sold	216
Temporarily Off-Market	20

DAILY MARKET CHANGE

Category	Sum of Hillsborough	*Back on Market can be from these sources - Pending, Temp Off Market, Canceled and Expired Listing)
Back on the Market	0	
New Listings	3	
Price Decrease	6	
Price Increase	0	

7 DAY SOLD COMPARISON

Closed Prior Year	Volume	Count	Closed Prior Year	Volume	Count
Friday, June 21, 2024	\$4,778,000	10	Friday, June 23, 2023	\$4,235,995	11
Thursday, June 20, 2024	\$14,337,163	12	Thursday, June 22, 2023	\$785,700	4
Wednesday, June 19, 2024	\$330,000	2	Wednesday, June 21, 2023	\$1,533,900	6
Tuesday, June 18, 2024	\$1,095,000	4	Tuesday, June 20, 2023	\$2,531,500	8
Monday, June 17, 2024	\$3,234,500	7	Monday, June 19, 2023	\$530,000	2
Total	\$23,774,663	35	Total	\$9,617,095	31

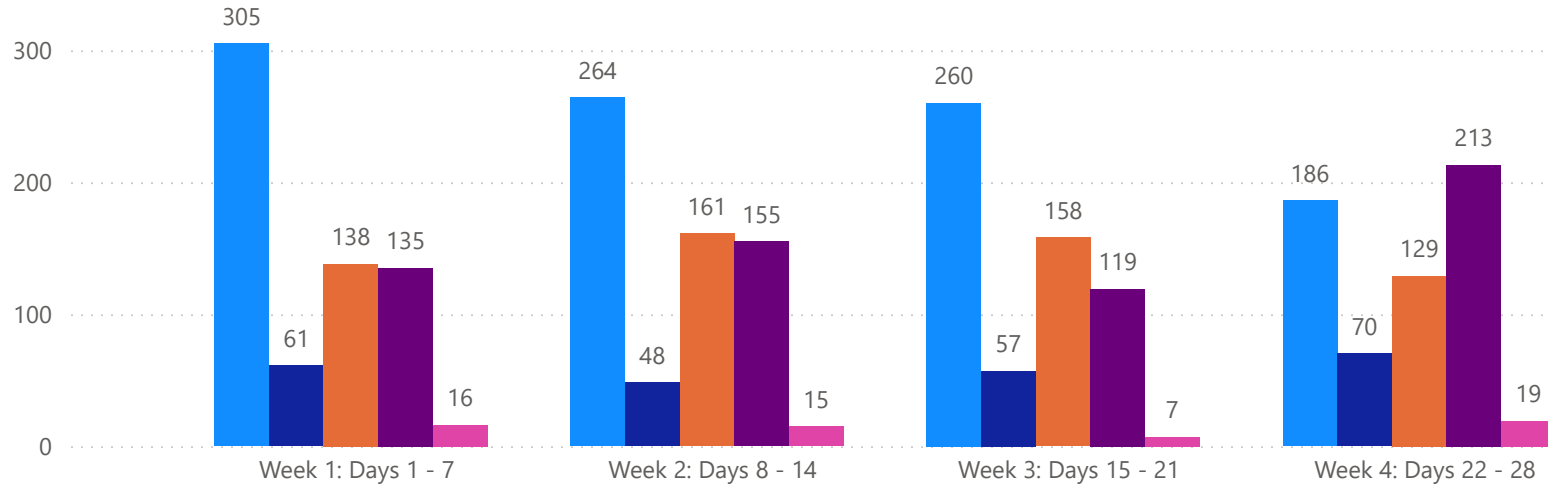


4 WEEK REAL ESTATE MARKET REPORT

SARASOTA COUNTY - SINGLE FAMILY HOME

6/23/2024

MLS Status ● Active ● Canceled ● Pending ● Sold ● Temporarily Off-Market



TOTALS

MLS Status	4 Week Total
Active	1015
Canceled	236
Pending	586
Sold	622
Temporarily Off-Market	57

DAILY MARKET CHANGE

Category	Sum of Sarasota
Back on the Market	3
New Listings	6
Price Decrease	14
Price Increase	0

*Back on Market can be from these sources - Pending, Temp Off Market, Cancelled and Expired Listing)

7 DAY SOLD COMPARISON

Closed Prior Year	Volume	Count
Saturday, June 22, 2024	\$695,000	1
Friday, June 21, 2024	\$11,851,706	27
Thursday, June 20, 2024	\$11,738,762	20
Wednesday, June 19, 2024	\$574,990	1
Tuesday, June 18, 2024	\$26,643,256	48
Monday, June 17, 2024	\$27,216,721	38
Total	\$78,720,435	135

Closed Prior Year	Volume	Count
Friday, June 23, 2023	\$30,488,923	49
Thursday, June 22, 2023	\$14,766,880	25
Wednesday, June 21, 2023	\$21,746,535	30
Tuesday, June 20, 2023	\$22,603,235	32
Monday, June 19, 2023	\$6,824,495	10
Saturday, June 17, 2023	\$300,000	1
Total	\$96,730,068	147

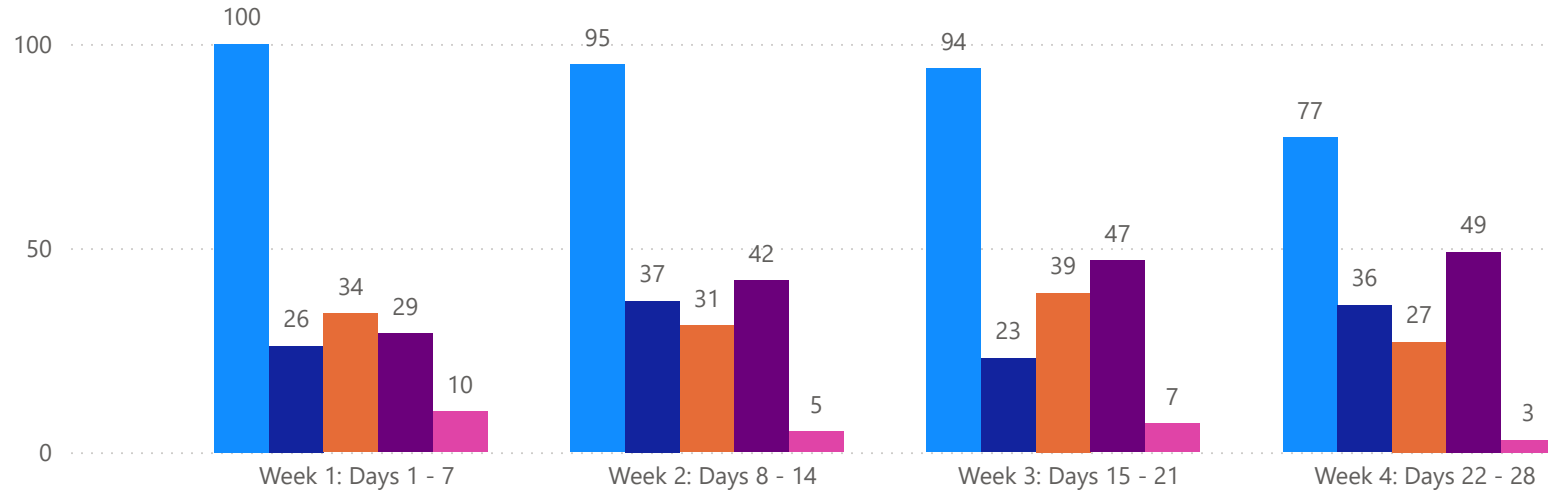


4 WEEK REAL ESTATE MARKET REPORT

SARASOTA COUNTY - CONDO

6/23/2024

MLS Status ● Active ● Canceled ● Pending ● Sold ● Temporarily Off-Market



TOTALS

MLS Status	4 Week Total
Active	366
Canceled	122
Pending	131
Sold	167
Temporarily Off-Market	25

DAILY MARKET CHANGE

Category	Sum of Sarasota
Back on the Market	1
New Listings	2
Price Decrease	2
Price Increase	0

*Back on Market can be from these sources - Pending, Temp Off Market, Cancelled and Expired Listing)

7 DAY SOLD COMPARISON

Closed Prior Year	Volume	Count	Closed Prior Year	Volume	Count
Friday, June 21, 2024	\$2,199,500	5	Friday, June 23, 2023	\$6,116,900	12
Thursday, June 20, 2024	\$2,297,000	4	Thursday, June 22, 2023	\$5,096,500	7
Tuesday, June 18, 2024	\$6,332,000	9	Wednesday, June 21, 2023	\$3,539,000	6
Monday, June 17, 2024	\$7,552,000	11	Tuesday, June 20, 2023	\$5,055,500	9
Total	\$18,380,500	29	Monday, June 19, 2023	\$3,190,500	6
			Total	\$22,998,400	40

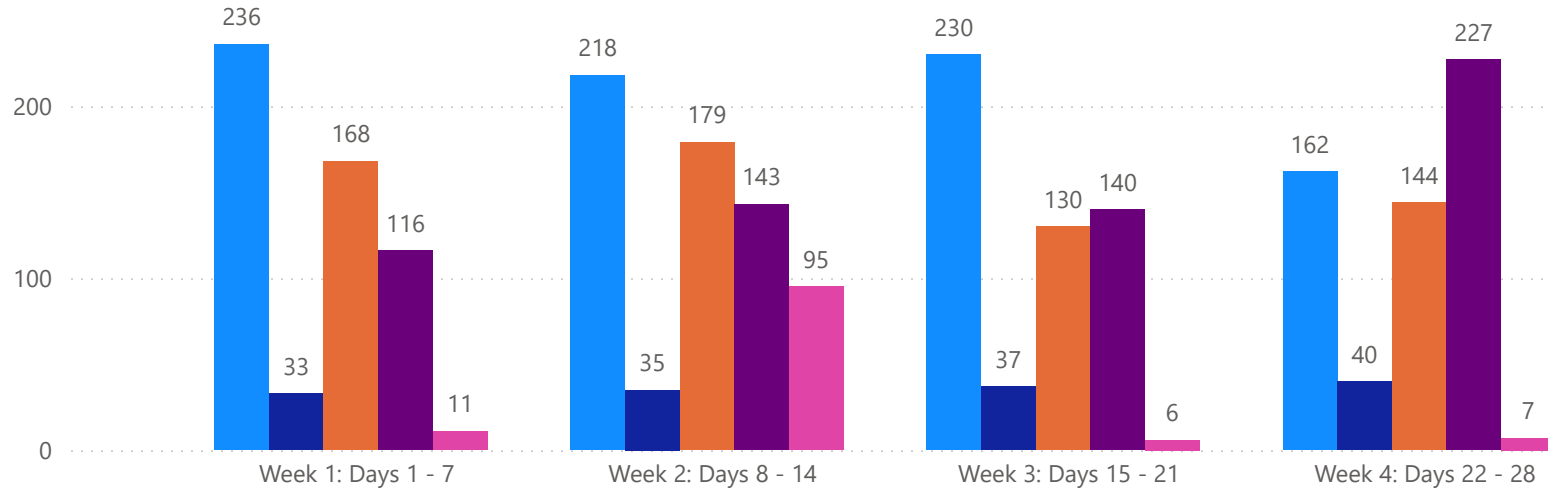


4 WEEK REAL ESTATE MARKET REPORT

MANATEE COUNTY - SINGLE FAMILY HOME

6/23/2024

MLS Status ● Active ● Canceled ● Pending ● Sold ● Temporarily Off-Market



TOTALS

MLS Status	4 Week Total
Active	846
Canceled	145
Pending	621
Sold	626
Temporarily Off-Market	119

DAILY MARKET CHANGE

Category	Sum of Manatee
Back on the Market	3
New Listings	7
Price Decrease	20
Price Increase	4

*Back on Market can be from these sources - Pending, Temp Off Market, Cancelled and Expired Listing)

7 DAY SOLD COMPARISON

Closed Prior Year	Volume	Count
Friday, June 21, 2024	\$22,121,889	27
Thursday, June 20, 2024	\$26,861,242	30
Wednesday, June 19, 2024	\$1,611,980	3
Tuesday, June 18, 2024	\$24,075,384	29
Monday, June 17, 2024	\$30,930,598	27
Total	\$105,601,093	116

Closed Prior Year	Volume	Count
Friday, June 23, 2023	\$34,376,087	42
Thursday, June 22, 2023	\$17,754,231	26
Wednesday, June 21, 2023	\$18,785,141	21
Tuesday, June 20, 2023	\$22,880,758	35
Monday, June 19, 2023	\$4,955,745	10
Saturday, June 17, 2023	\$6,154,820	13
Total	\$104,906,782	147

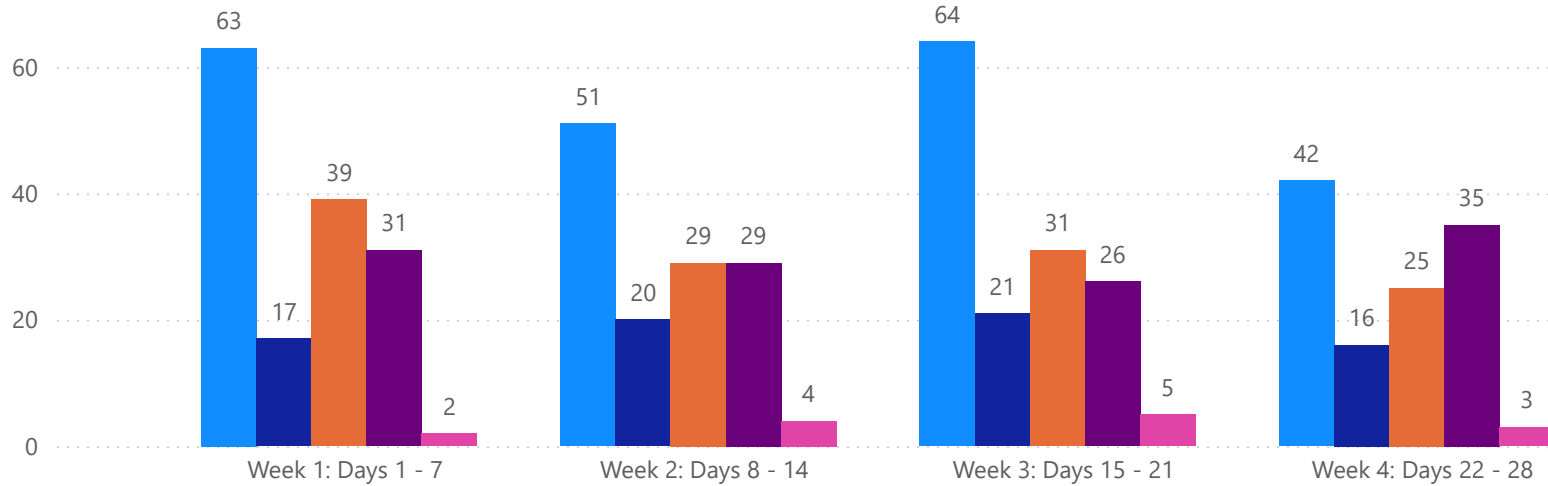


4 WEEK REAL ESTATE MARKET REPORT

MANATEE COUNTY - CONDO

6/23/2024

MLSStatus ● Active ● Canceled ● Pending ● Sold ● Temporarily Off-Market



TOTALS

MLS Status	4 Week Total
Active	220
Canceled	74
Pending	124
Sold	121
Temporarily Off-Market	14

DAILY MARKET CHANGE

Category	Sum of Manatee
Back on the Market	0
New Listings	2
Price Decrease	7
Price Increase	0

*Back on Market can be from these sources - Pending, Temp Off Market, Cancelled and Expired Listing)

7 DAY SOLD COMPARISON

Closed Prior Year	Volume	Count
Friday, June 21, 2024	\$5,801,900	12
Thursday, June 20, 2024	\$1,946,500	7
Wednesday, June 19, 2024	\$206,000	1
Tuesday, June 18, 2024	\$3,909,000	5
Monday, June 17, 2024	\$2,618,000	6
Total	\$14,481,400	31

Closed Prior Year	Volume	Count
Friday, June 23, 2023	\$2,411,000	5
Thursday, June 22, 2023	\$1,384,990	4
Wednesday, June 21, 2023	\$604,500	2
Tuesday, June 20, 2023	\$3,438,000	8
Monday, June 19, 2023	\$962,000	3
Total	\$8,800,490	22

