



4 WEEK REAL ESTATE MARKET REPORT

Monday, June 24, 2024

As of: Tuesday, June 25, 2024

- 1 Report Breakdown
- 2 Cumulative Tampa Bay Report - Single Family Home
- 3 Cumulative Tampa Bay Report - Condominium
- 4 Pinellas County - Single Family Home
- 5 Pinellas County - Condominium
- 6 Pasco County - Single Family Home
- 7 Pasco County - Condominium
- 8 Hillsborough County - Single Family Home
- 9 Hillsborough County - Condominium
- 10 Sarasota County - Single Family Home
- 11 Sarasota County - Condominium
- 12 Manatee County - Single Family Home
- 13 Manatee County - Condominium

4 WEEK REAL ESTATE MARKET REPORT

REPORT BREAKDOWN

Monday, June 24, 2024

as of: 6/25/2024



Day 1	Monday, June 24, 2024
Day 2	Sunday, June 23, 2024
Day 3	Saturday, June 22, 2024
Day 4	Friday, June 21, 2024
6/24/2024	Thursday, June 20, 2024
Day 6	Wednesday, June 19, 2024
Day 7	Tuesday, June 18, 2024
Day 8	Monday, June 17, 2024
Day 9	Sunday, June 16, 2024
Day 10	Saturday, June 15, 2024
Day 11	Friday, June 14, 2024
Day 12	Thursday, June 13, 2024
Day 13	Wednesday, June 12, 2024
Day 14	Tuesday, June 11, 2024
Day 15	Monday, June 10, 2024
Day 16	Sunday, June 9, 2024
Day 17	Saturday, June 8, 2024
Day 18	Friday, June 7, 2024
Day 19	Thursday, June 6, 2024
Day 20	Wednesday, June 5, 2024
Day 21	Tuesday, June 4, 2024
Day 22	Monday, June 3, 2024
Day 23	Sunday, June 2, 2024
Day 24	Saturday, June 1, 2024
Day 25	Friday, May 31, 2024
Day 26	Thursday, May 30, 2024
Day 27	Wednesday, May 29, 2024
Day 28	Tuesday, May 28, 2024

REPORT BREAKDOWN

GRAPH:

- Active - Newly listed during the date range
 - Pending - Status changed to 'pending' during the date range
 - Sold - Closed during the date range
 - Canceled - Canceled during the date range
 - Temp off Market - Status changed to 'temp' off market' during the date range
- The date ranges are not cumulative.
 Day 1: Monday, June 24, 2024
 Day 28: Tuesday, May 28, 2024

TOTALS:

4 Weeks: The summation of each date range (Day 1 - Day 28)

Market Changes

Day 1's New Listings, Price Increase, Price Decreases and Back on Market

Manatee County - Single Family Home

7 Day Sold Comparison

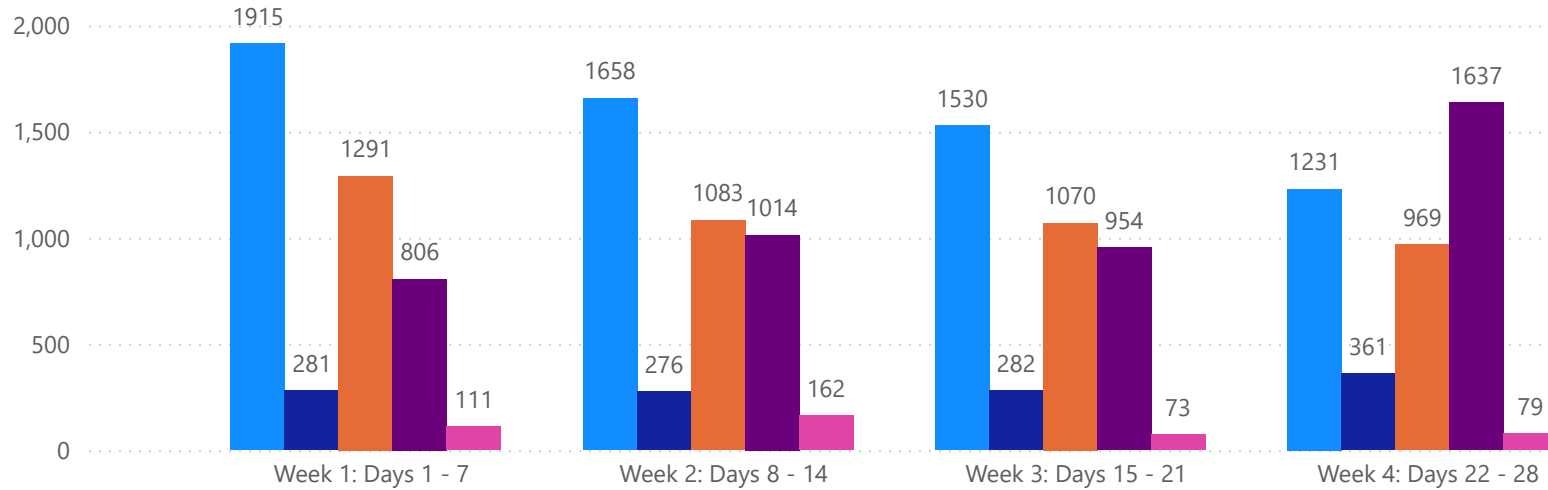
Compares the sold amount and volume in the last 7 days against the same timeframe in the prior year and days 8 - days 14.

4 WEEK REAL ESTATE MARKET REPORT

TAMPA BAY - SINGLE FAMILY HOME

6/24/2024

MLS Status ● Active ● Canceled ● Pending ● Sold ● Temporarily Off-Market



TOTALS

MLS Status	4 Week Total
Active	6334
Canceled	1200
Pending	4413
Sold	4411
Temporarily Off-Market	425

DAILY MARKET CHANGE

Category	Sum of Total
Back on the Market	67
New Listings	185
Price Decrease	379
Price Increase	55

*Back on Market can be from these sources - Pending, Temp Off Market, Cancelled and Expired Listing)

7 DAY SOLD COMPARISON

Closed Prior Year	Volume	Count
Monday, June 24, 2024	\$58,723,834	95
Saturday, June 22, 2024	\$923,500	2
Friday, June 21, 2024	\$168,619,190	274
Thursday, June 20, 2024	\$129,655,535	193
Wednesday, June 19, 2024	\$15,823,530	29
Tuesday, June 18, 2024	\$129,868,607	213
Total	\$503,614,196	806

Closed Prior Year	Volume	Count
Saturday, June 24, 2023	\$16,416,670	33
Friday, June 23, 2023	\$198,220,008	326
Thursday, June 22, 2023	\$93,682,269	163
Wednesday, June 21, 2023	\$114,535,005	180
Tuesday, June 20, 2023	\$136,194,065	236
Monday, June 19, 2023	\$24,768,071	50
Sunday, June 18, 2023	\$450,000	1
Total	\$584,266,088	989

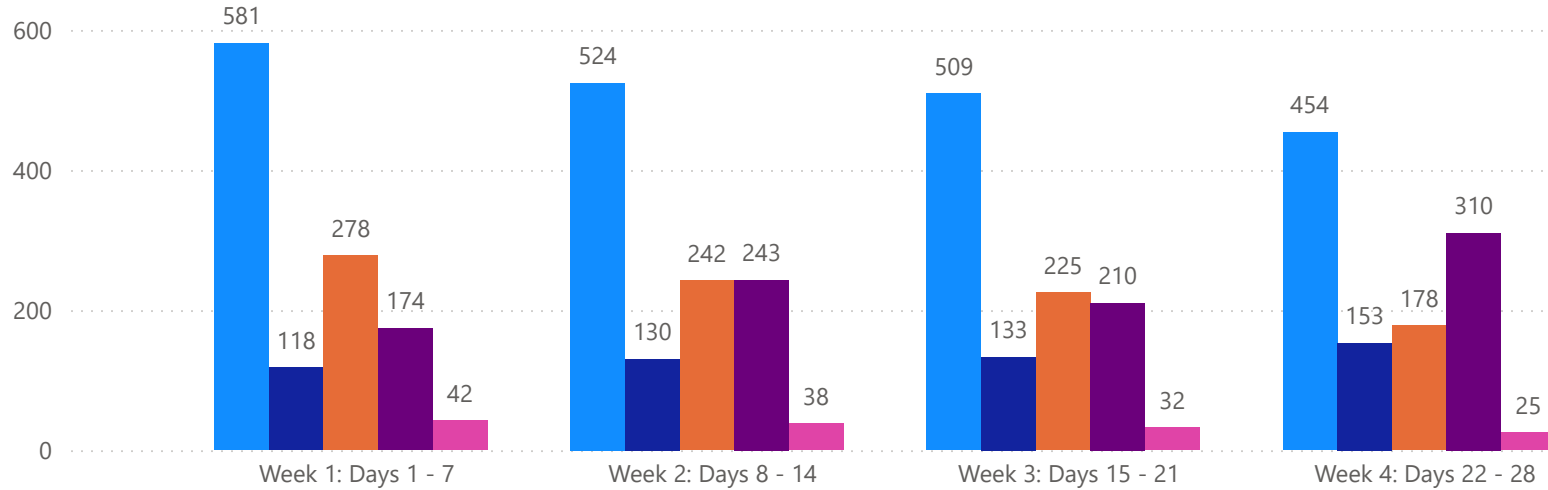


4 WEEK REAL ESTATE MARKET REPORT

TAMPA BAY - CONDO

6/24/2024

MLSStatus ● Active ● Canceled ● Pending ● Sold ● Temporarily Off-Market



TOTALS

MLS Status	4 Week Total
Active	2068
Canceled	534
Pending	923
Sold	937
Temporarily Off-Market	137

DAILY MARKET CHANGE

Category	Sum of Total
Back on the Market	13
New Listings	36
Price Decrease	104
Price Increase	4

*Back on Market can be from these sources - Pending, Temp Off Market, Cancelled and Expired Listing)

7 DAY SOLD COMPARISON

Closed Prior Year	Volume	Count
Monday, June 24, 2024	\$11,454,850	22
Saturday, June 22, 2024	\$630,000	2
Friday, June 21, 2024	\$24,668,799	61
Thursday, June 20, 2024	\$25,636,828	45
Wednesday, June 19, 2024	\$1,506,000	7
Tuesday, June 18, 2024	\$18,708,950	37
Total	\$82,605,427	174

Closed Prior Year	Volume	Count
Saturday, June 24, 2023	\$149,700	1
Friday, June 23, 2023	\$26,296,495	73
Thursday, June 22, 2023	\$12,814,590	33
Wednesday, June 21, 2023	\$11,496,050	36
Tuesday, June 20, 2023	\$18,189,583	52
Monday, June 19, 2023	\$5,649,000	15
Total	\$74,595,418	210

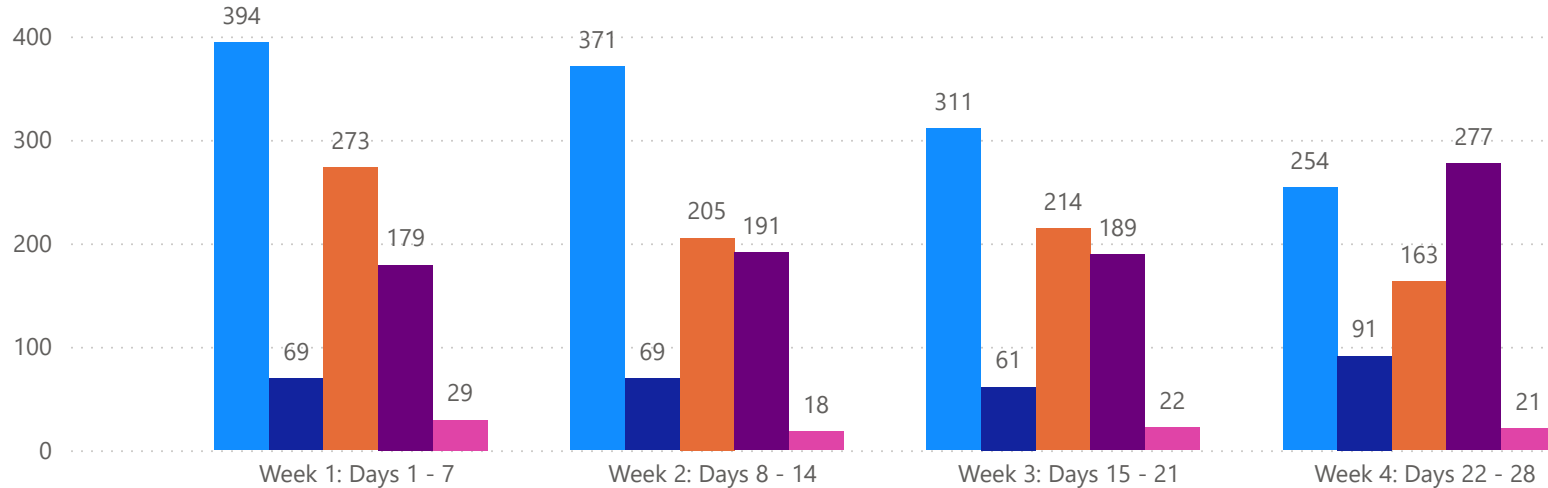


4 WEEK REAL ESTATE MARKET REPORT

PINELLAS COUNTY - SINGLE FAMILY HOME

6/24/2024

MLS Status ● Active ● Canceled ● Pending ● Sold ● Temporarily Off-Market



TOTALS

MLS Status	4 Week Total
Active	1330
Canceled	290
Pending	855
Sold	836
Temporarily Off-Market	90

DAILY MARKET CHANGE

Category	Sum of Pinellas
Back on the Market	8
New Listings	27
Price Decrease	87
Price Increase	1

*Back on Market can be from these sources - Pending, Temp Off Market, Cancelled and Expired Listing)

7 DAY SOLD COMPARISON

Closed Prior Year	Volume	Count	Closed Prior Year	Volume	Count
Monday, June 24, 2024	\$20,011,710	32	Friday, June 23, 2023	\$39,096,721	53
Friday, June 21, 2024	\$38,960,899	60	Thursday, June 22, 2023	\$14,360,763	25
Thursday, June 20, 2024	\$27,866,420	41	Wednesday, June 21, 2023	\$24,234,100	45
Wednesday, June 19, 2024	\$5,370,050	6	Tuesday, June 20, 2023	\$26,796,023	49
Tuesday, June 18, 2024	\$29,849,350	40	Monday, June 19, 2023	\$1,955,000	4
Total	\$122,058,429	179	Total	\$106,442,607	176

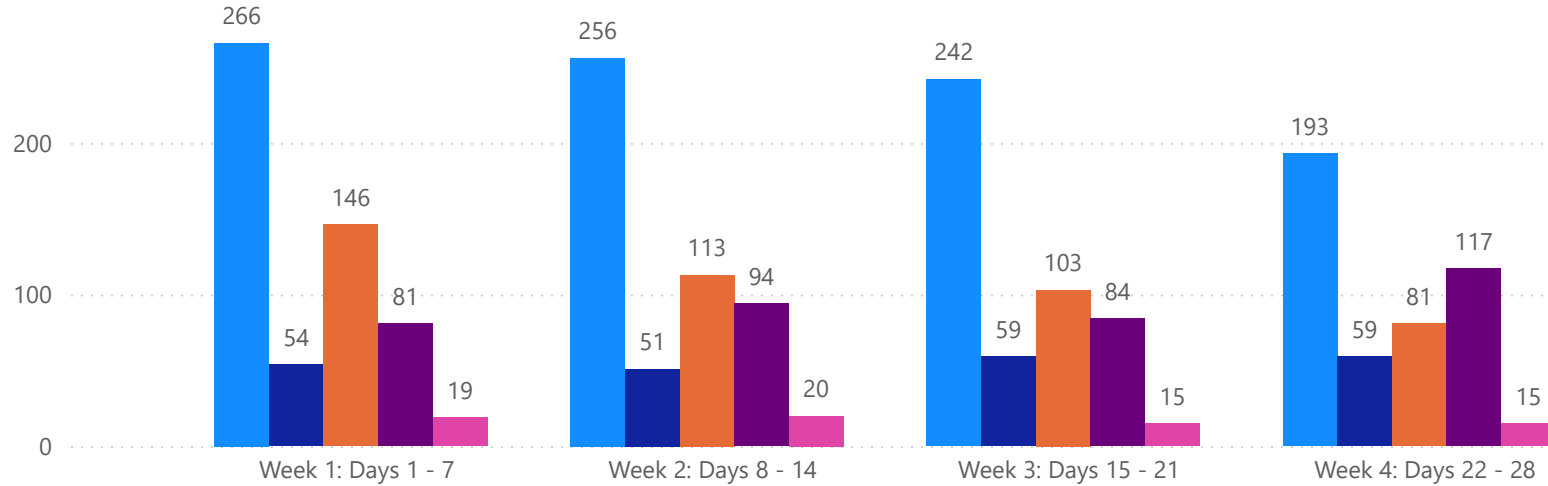


4 WEEK REAL ESTATE MARKET REPORT

PINELLAS COUNTY - CONDO

6/24/2024

MLS Status ● Active ● Canceled ● Pending ● Sold ● Temporarily Off-Market



TOTALS

MLS Status	4 Week Total
Active	957
Canceled	223
Pending	443
Sold	376
Temporarily Off-Market	69

DAILY MARKET CHANGE

Category	Sum of Pinellas
Back on the Market	6
New Listings	19
Price Decrease	48
Price Increase	4

*Back on Market can be from these sources - Pending, Temp Off Market, Cancelled and Expired Listing)

7 DAY SOLD COMPARISON

Closed Prior Year	Volume	Count
Monday, June 24, 2024	\$3,522,350	9
Saturday, June 22, 2024	\$630,000	2
Friday, June 21, 2024	\$9,648,899	30
Thursday, June 20, 2024	\$6,526,265	19
Wednesday, June 19, 2024	\$970,000	4
Tuesday, June 18, 2024	\$7,002,950	17
Total	\$28,300,464	81

Closed Prior Year	Volume	Count
Friday, June 23, 2023	\$12,610,800	40
Thursday, June 22, 2023	\$5,160,000	16
Wednesday, June 21, 2023	\$5,328,650	19
Tuesday, June 20, 2023	\$6,248,400	22
Monday, June 19, 2023	\$783,000	3
Total	\$30,130,850	100

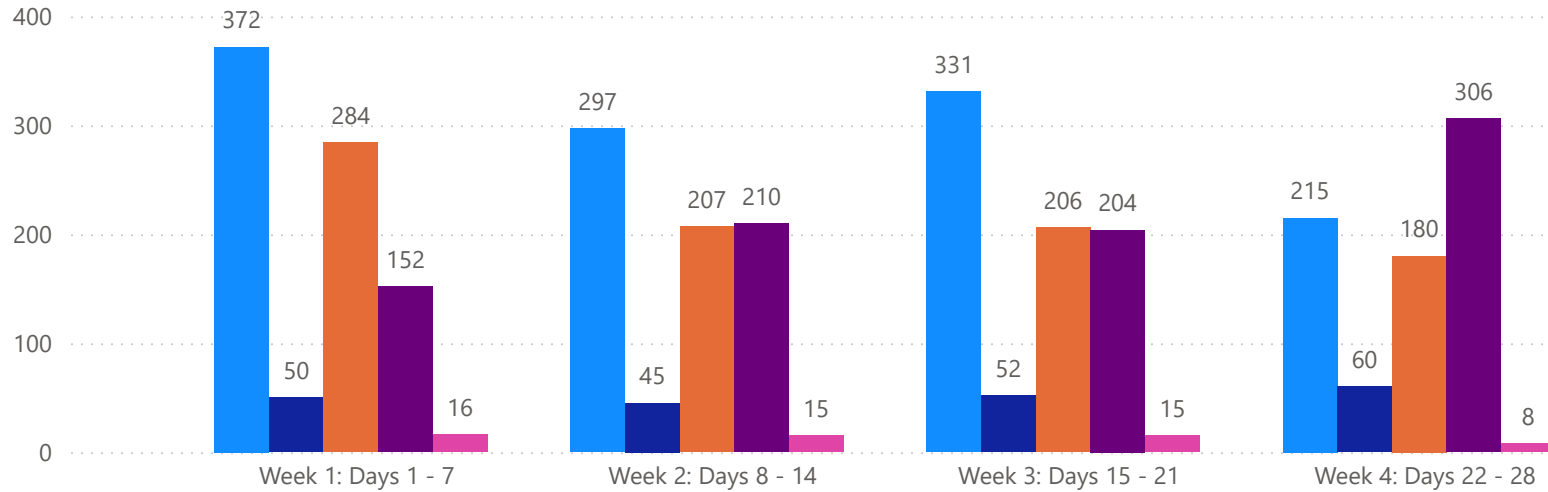


4 WEEK REAL ESTATE MARKET REPORT

PASCO COUNTY - SINGLE FAMILY HOME

6/24/2024

MLSStatus ● Active ● Canceled ● Pending ● Sold ● Temporarily Off-Market



TOTALS

MLS Status	4 Week Total
Active	1215
Canceled	207
Pending	877
Sold	872
Temporarily Off-Market	54

DAILY MARKET CHANGE

Category	Sum of Pasco
Back on the Market	18
New Listings	35
Price Decrease	67
Price Increase	11

*Back on Market can be from these sources - Pending, Temp Off Market, Cancelled and Expired Listing)

7 DAY SOLD COMPARISON

Closed Prior Year	Volume	Count	Closed Prior Year	Volume	Count
Monday, June 24, 2024	\$7,876,389	14	Saturday, June 24, 2023	\$4,083,890	8
Saturday, June 22, 2024	\$228,500	1	Friday, June 23, 2023	\$28,395,012	64
Friday, June 21, 2024	\$23,370,263	50	Thursday, June 22, 2023	\$15,818,051	35
Thursday, June 20, 2024	\$16,159,805	36	Wednesday, June 21, 2023	\$12,005,165	26
Wednesday, June 19, 2024	\$4,421,830	13	Tuesday, June 20, 2023	\$18,387,985	40
Tuesday, June 18, 2024	\$15,887,984	38	Monday, June 19, 2023	\$6,247,411	14
Total	\$67,944,771	152	Total	\$84,937,514	187

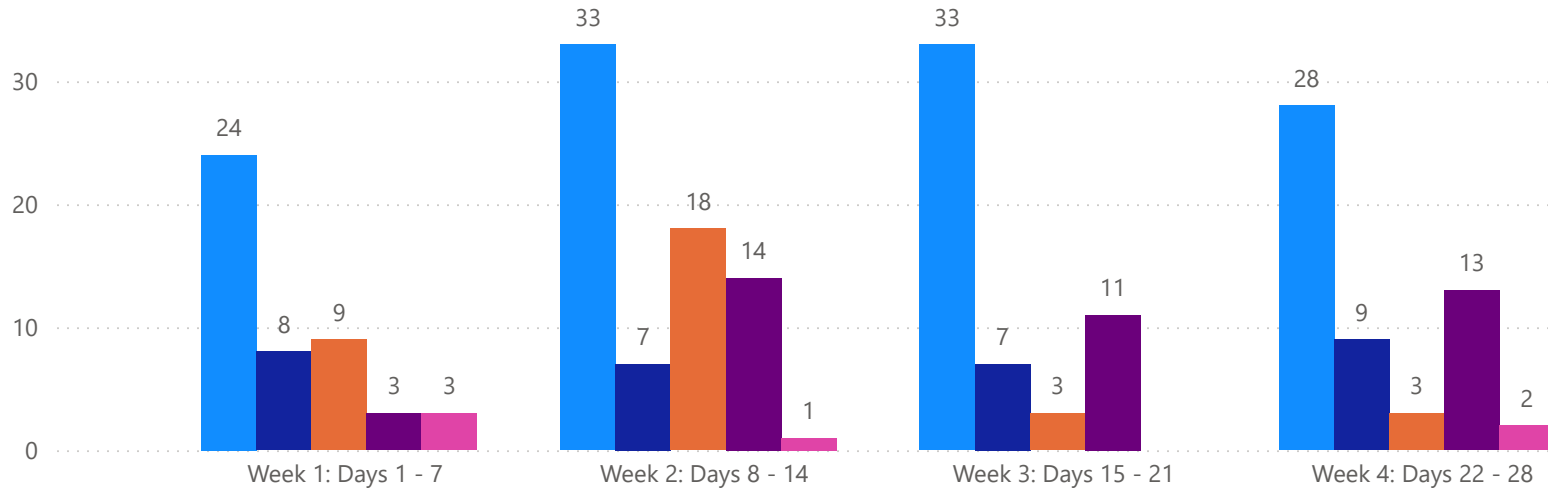


4 WEEK REAL ESTATE MARKET REPORT

PASCO COUNTY - CONDO

6/24/2024

MLS Status ● Active ● Canceled ● Pending ● Sold ● Temporarily Off-Market



TOTALS

MLS Status	4 Week Total
Active	118
Canceled	31
Pending	33
Sold	41
Temporarily Off-Market	6

DAILY MARKET CHANGE

Category	Sum of Pasco
Back on the Market	2
New Listings	0
Price Decrease	6
Price Increase	0

*Back on Market can be from these sources - Pending, Temp Off Market, Cancelled and Expired Listing)

7 DAY SOLD COMPARISON

Closed Prior Year	Volume	Count
Monday, June 24, 2024	\$268,000	1
Tuesday, June 18, 2024	\$370,000	2
Total	\$638,000	3

Closed Prior Year	Volume	Count
Saturday, June 24, 2023	\$149,700	1
Friday, June 23, 2023	\$921,800	5
Thursday, June 22, 2023	\$387,400	2
Wednesday, June 21, 2023	\$490,000	3
Tuesday, June 20, 2023	\$916,183	5
Monday, June 19, 2023	\$183,500	1
Total	\$3,048,583	17

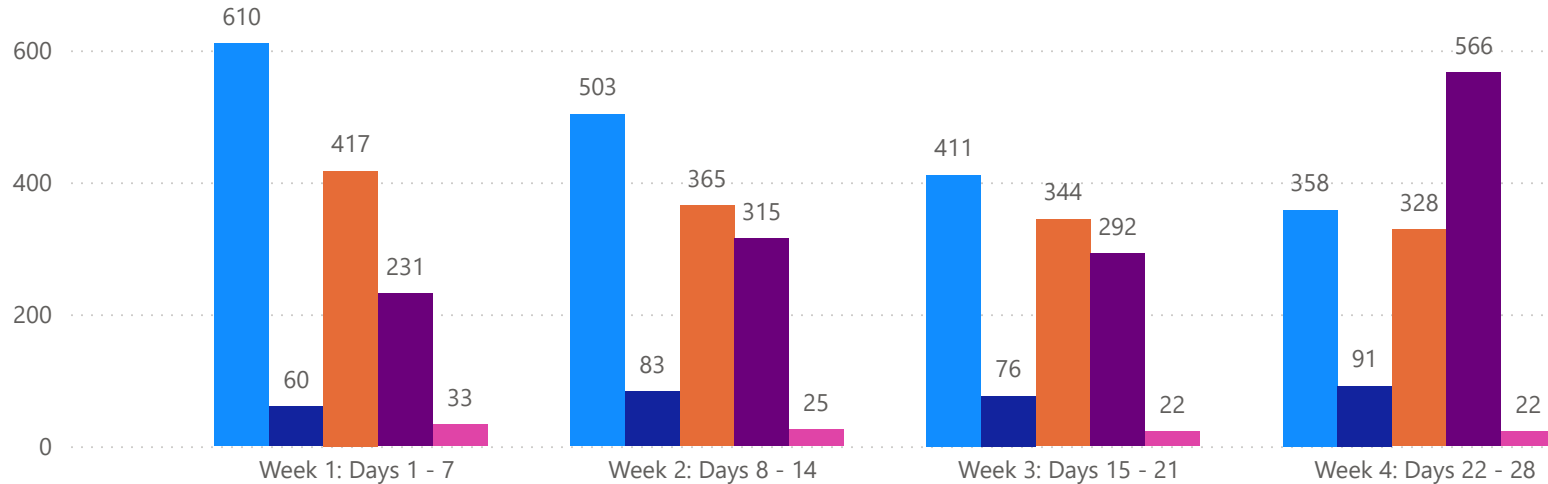


4 WEEK REAL ESTATE MARKET REPORT

HILLSBOROUGH COUNTY - SINGLE FAMILY HOME

6/24/2024

MLS Status ● Active ● Canceled ● Pending ● Sold ● Temporarily Off-Market



TOTALS

MLS Status	4 Week Total
Active	1882
Canceled	310
Pending	1454
Sold	1404
Temporarily Off-Market	102

DAILY MARKET CHANGE

Category	Sum of Hillsborough	*Back on Market can be from these sources - Pending, Temp Off Market, Cancelled and Expired Listing)
Back on the Market	23	
New Listings	68	
Price Decrease	106	
Price Increase	14	

7 DAY SOLD COMPARISON

Closed Prior Year	Volume	Count
Monday, June 24, 2024	\$10,530,945	19
Friday, June 21, 2024	\$62,687,020	90
Thursday, June 20, 2024	\$43,047,320	59
Wednesday, June 19, 2024	\$3,844,680	6
Tuesday, June 18, 2024	\$32,420,784	57
Total	\$152,530,749	231

Closed Prior Year	Volume	Count
Saturday, June 24, 2023	\$1,424,990	3
Friday, June 23, 2023	\$65,863,265	118
Thursday, June 22, 2023	\$30,982,344	52
Wednesday, June 21, 2023	\$37,764,064	58
Tuesday, June 20, 2023	\$45,526,064	80
Monday, June 19, 2023	\$4,785,420	12
Sunday, June 18, 2023	\$450,000	1
Total	\$186,796,147	324

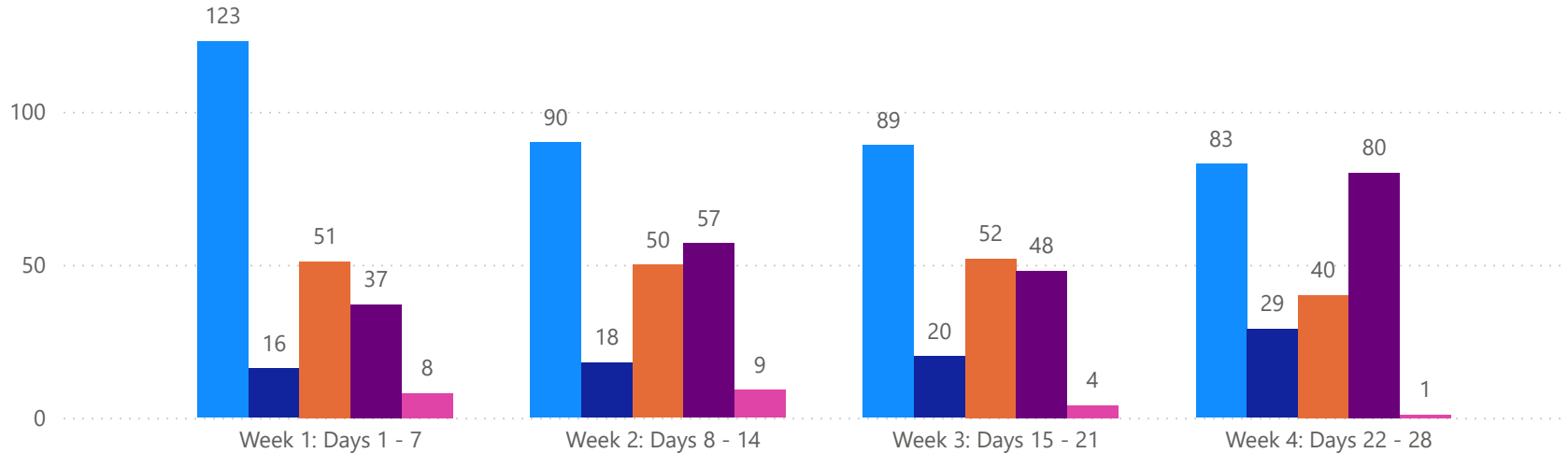


4 WEEK REAL ESTATE MARKET REPORT

HILLSBOROUGH COUNTY - CONDO

6/24/2024

MLS Status ● Active ● Canceled ● Pending ● Sold ● Temporarily Off-Market



TOTALS

MLS Status	4 Week Total
Active	385
Canceled	83
Pending	193
Sold	222
Temporarily Off-Market	22

DAILY MARKET CHANGE

Category	Sum of Hillsborough	*Back on Market can be from these sources - Pending, Temp Off Market, Canceled and Expired Listing)
Back on the Market	1	
New Listings	5	
Price Decrease	21	
Price Increase	0	

7 DAY SOLD COMPARISON

Closed Prior Year	Volume	Count	Closed Prior Year	Volume	Count
Monday, June 24, 2024	\$1,387,500	5	Friday, June 23, 2023	\$4,235,995	11
Friday, June 21, 2024	\$4,931,000	11	Thursday, June 22, 2023	\$785,700	4
Thursday, June 20, 2024	\$14,867,063	15	Wednesday, June 21, 2023	\$1,533,900	6
Wednesday, June 19, 2024	\$330,000	2	Tuesday, June 20, 2023	\$2,531,500	8
Tuesday, June 18, 2024	\$1,095,000	4	Monday, June 19, 2023	\$530,000	2
Total	\$22,610,563	37	Total	\$9,617,095	31

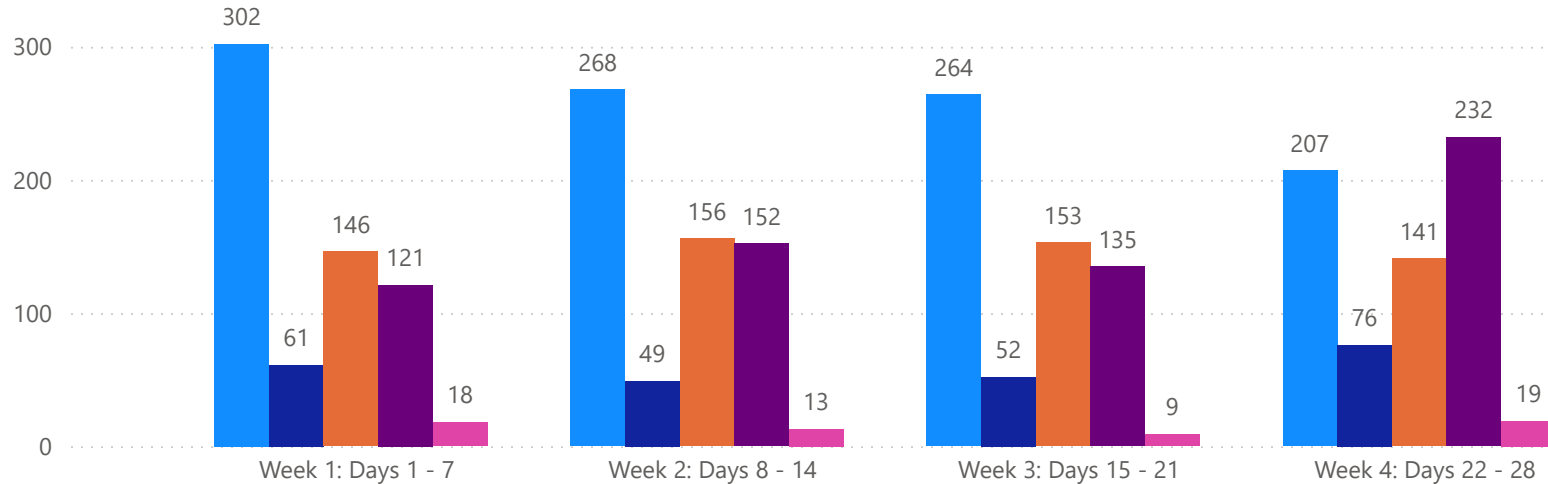


4 WEEK REAL ESTATE MARKET REPORT

SARASOTA COUNTY - SINGLE FAMILY HOME

6/24/2024

MLSStatus ● Active ● Canceled ● Pending ● Sold ● Temporarily Off-Market



TOTALS

MLS Status	4 Week Total
Active	1041
Canceled	238
Pending	596
Sold	640
Temporarily Off-Market	59

DAILY MARKET CHANGE

Category	Sum of Sarasota
Back on the Market	10
New Listings	29
Price Decrease	61
Price Increase	11

*Back on Market can be from these sources - Pending, Temp Off Market, Cancelled and Expired Listing)

7 DAY SOLD COMPARISON

Closed Prior Year	Volume	Count
Monday, June 24, 2024	\$10,385,900	16
Saturday, June 22, 2024	\$695,000	1
Friday, June 21, 2024	\$14,208,879	31
Thursday, June 20, 2024	\$13,593,762	23
Wednesday, June 19, 2024	\$574,990	1
Tuesday, June 18, 2024	\$27,635,105	49
Total	\$67,093,636	121

Closed Prior Year	Volume	Count
Saturday, June 24, 2023	\$648,000	2
Friday, June 23, 2023	\$30,488,923	49
Thursday, June 22, 2023	\$14,766,880	25
Wednesday, June 21, 2023	\$21,746,535	30
Tuesday, June 20, 2023	\$22,603,235	32
Monday, June 19, 2023	\$6,824,495	10
Total	\$97,078,068	148

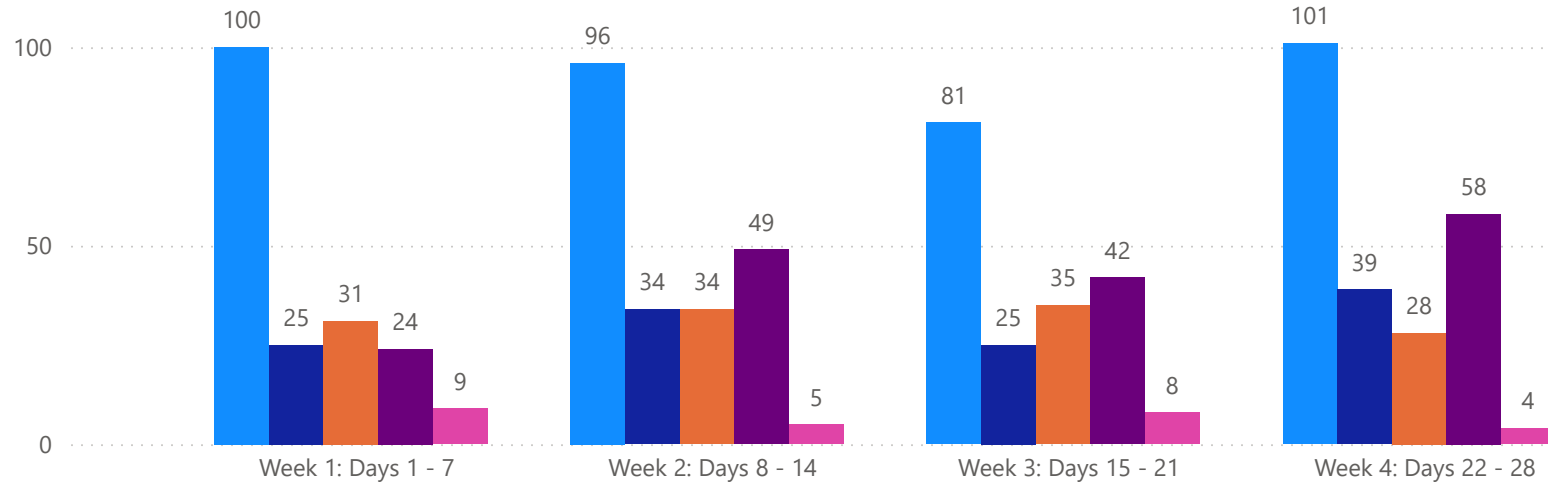


4 WEEK REAL ESTATE MARKET REPORT

SARASOTA COUNTY - CONDO

6/24/2024

MLSStatus ● Active ● Canceled ● Pending ● Sold ● Temporarily Off-Market



TOTALS

MLS Status	4 Week Total
Active	378
Canceled	123
Pending	128
Sold	173
Temporarily Off-Market	26

DAILY MARKET CHANGE

Category	Sum of Sarasota
Back on the Market	2
New Listings	5
Price Decrease	15
Price Increase	0

*Back on Market can be from these sources - Pending, Temp Off Market, Cancelled and Expired Listing)

7 DAY SOLD COMPARISON

Closed Prior Year	Volume	Count
Monday, June 24, 2024	\$4,864,000	4
Friday, June 21, 2024	\$3,637,000	7
Thursday, June 20, 2024	\$2,297,000	4
Tuesday, June 18, 2024	\$6,332,000	9
Total	\$17,130,000	24

Closed Prior Year	Volume	Count
Friday, June 23, 2023	\$6,116,900	12
Thursday, June 22, 2023	\$5,096,500	7
Wednesday, June 21, 2023	\$3,539,000	6
Tuesday, June 20, 2023	\$5,055,500	9
Monday, June 19, 2023	\$3,190,500	6
Total	\$22,998,400	40

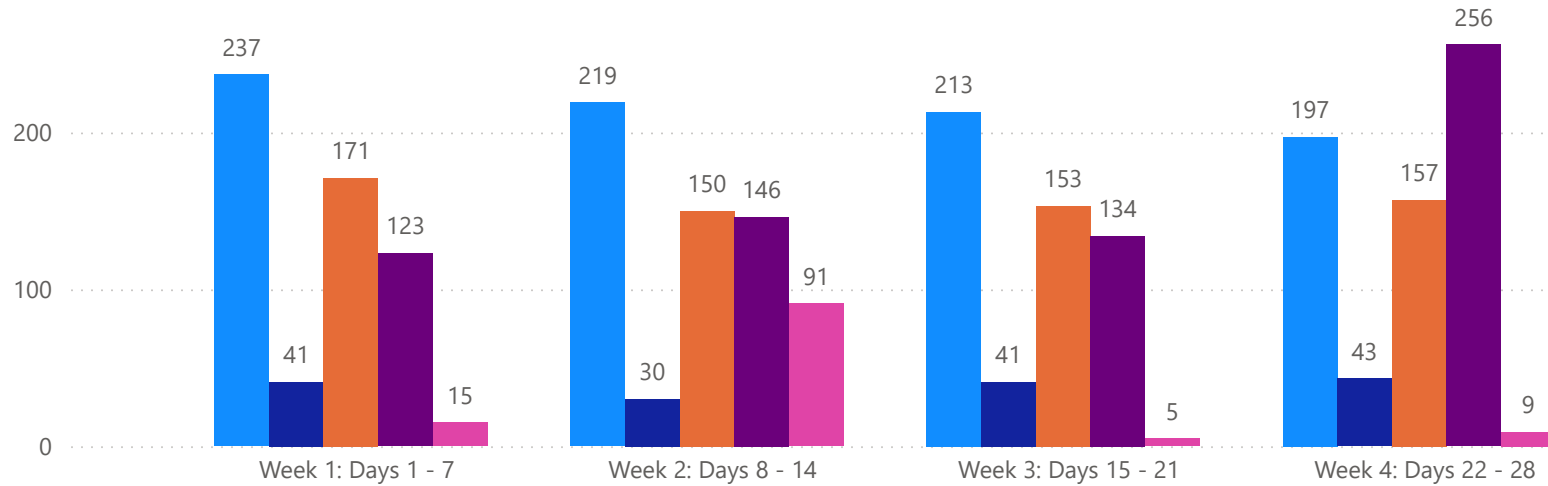


4 WEEK REAL ESTATE MARKET REPORT

MANATEE COUNTY - SINGLE FAMILY HOME

6/24/2024

MLS Status ● Active ● Canceled ● Pending ● Sold ● Temporarily Off-Market



TOTALS

MLS Status	4 Week Total
Active	866
Canceled	155
Pending	631
Sold	659
Temporarily Off-Market	120

DAILY MARKET CHANGE

Category	Sum of Manatee
Back on the Market	8
New Listings	26
Price Decrease	58
Price Increase	18

*Back on Market can be from these sources - Pending, Temp Off Market, Cancelled and Expired Listing)

7 DAY SOLD COMPARISON

Closed Prior Year	Volume	Count
Monday, June 24, 2024	\$9,918,890	14
Friday, June 21, 2024	\$29,392,129	43
Thursday, June 20, 2024	\$28,988,228	34
Wednesday, June 19, 2024	\$1,611,980	3
Tuesday, June 18, 2024	\$24,075,384	29
Total	\$93,986,611	123

Closed Prior Year	Volume	Count
Saturday, June 24, 2023	\$10,259,790	20
Friday, June 23, 2023	\$34,376,087	42
Thursday, June 22, 2023	\$17,754,231	26
Wednesday, June 21, 2023	\$18,785,141	21
Tuesday, June 20, 2023	\$22,880,758	35
Monday, June 19, 2023	\$4,955,745	10
Total	\$109,011,752	154

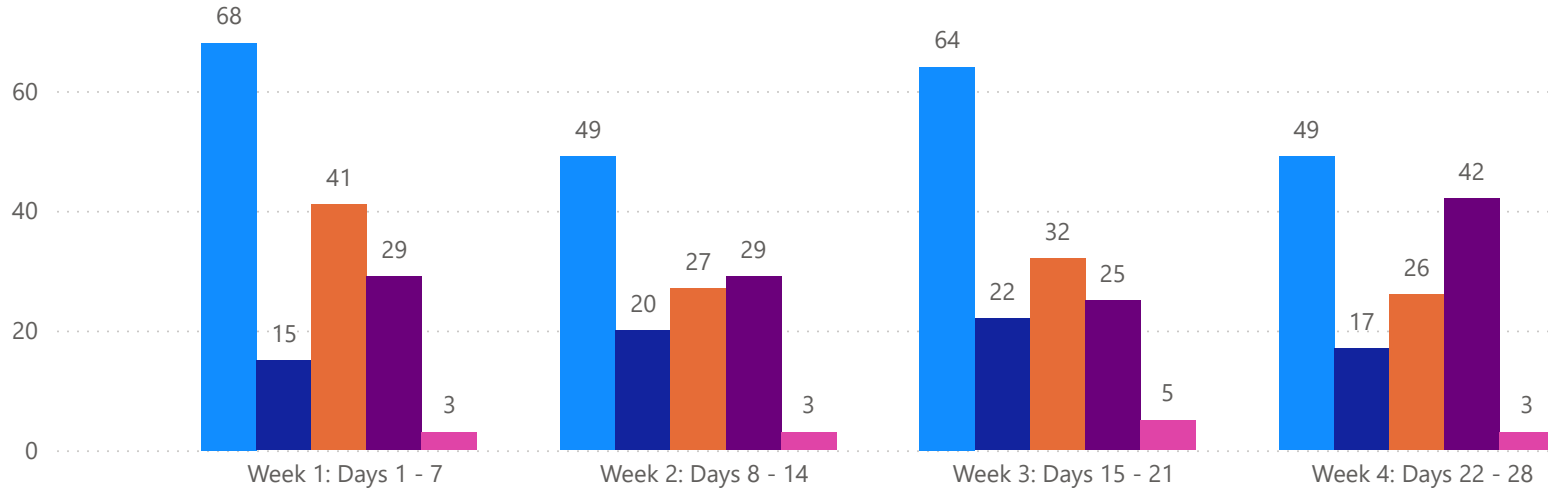


4 WEEK REAL ESTATE MARKET REPORT

MANATEE COUNTY - CONDO

6/24/2024

MLSStatus ● Active ● Canceled ● Pending ● Sold ● Temporarily Off-Market



TOTALS

MLS Status	4 Week Total
Active	230
Canceled	74
Pending	126
Sold	125
Temporarily Off-Market	14

DAILY MARKET CHANGE

Category	Sum of Manatee
Back on the Market	2
New Listings	7
Price Decrease	14
Price Increase	0

*Back on Market can be from these sources - Pending, Temp Off Market, Cancelled and Expired Listing)

7 DAY SOLD COMPARISON

Closed Prior Year	Volume	Count	Closed Prior Year	Volume	Count
Monday, June 24, 2024	\$1,413,000	3	Friday, June 23, 2023	\$2,411,000	5
Friday, June 21, 2024	\$6,451,900	13	Thursday, June 22, 2023	\$1,384,990	4
Thursday, June 20, 2024	\$1,946,500	7	Wednesday, June 21, 2023	\$604,500	2
Wednesday, June 19, 2024	\$206,000	1	Tuesday, June 20, 2023	\$3,438,000	8
Tuesday, June 18, 2024	\$3,909,000	5	Monday, June 19, 2023	\$962,000	3
Total	\$13,926,400	29	Total	\$8,800,490	22

