



# 4 WEEK REAL ESTATE MARKET REPORT

Tuesday, June 25, 2024

*As of: Wednesday, June 26, 2024*

- 1 Report Breakdown
- 2 Cumulative Tampa Bay Report - Single Family Home
- 3 Cumulative Tampa Bay Report - Condominium
- 4 Pinellas County - Single Family Home
- 5 Pinellas County - Condominium
- 6 Pasco County - Single Family Home
- 7 Pasco County - Condominium
- 8 Hillsborough County - Single Family Home
- 9 Hillsborough County - Condominium
- 10 Sarasota County - Single Family Home
- 11 Sarasota County - Condominium
- 12 Manatee County - Single Family Home
- 13 Manatee County - Condominium

# 4 WEEK REAL ESTATE MARKET REPORT

## REPORT BREAKDOWN

Tuesday, June 25, 2024

as of: 6/26/2024



<b>Day 1</b>	Tuesday, June 25, 2024
<b>Day 2</b>	Monday, June 24, 2024
<b>Day 3</b>	Sunday, June 23, 2024
<b>Day 4</b>	Saturday, June 22, 2024
<b>6/25/2024</b>	Friday, June 21, 2024
<b>Day 6</b>	Thursday, June 20, 2024
<b>Day 7</b>	Wednesday, June 19, 2024
<b>Day 8</b>	Tuesday, June 18, 2024
<b>Day 9</b>	Monday, June 17, 2024
<b>Day 10</b>	Sunday, June 16, 2024
<b>Day 11</b>	Saturday, June 15, 2024
<b>Day 12</b>	Friday, June 14, 2024
<b>Day 13</b>	Thursday, June 13, 2024
<b>Day 14</b>	Wednesday, June 12, 2024
<b>Day 15</b>	Tuesday, June 11, 2024
<b>Day 16</b>	Monday, June 10, 2024
<b>Day 17</b>	Sunday, June 9, 2024
<b>Day 18</b>	Saturday, June 8, 2024
<b>Day 19</b>	Friday, June 7, 2024
<b>Day 20</b>	Thursday, June 6, 2024
<b>Day 21</b>	Wednesday, June 5, 2024
<b>Day 22</b>	Tuesday, June 4, 2024
<b>Day 23</b>	Monday, June 3, 2024
<b>Day 24</b>	Sunday, June 2, 2024
<b>Day 25</b>	Saturday, June 1, 2024
<b>Day 26</b>	Friday, May 31, 2024
<b>Day 27</b>	Thursday, May 30, 2024
<b>Day 28</b>	Wednesday, May 29, 2024

### REPORT BREAKDOWN

#### GRAPH:

Active - Newly listed during the date range  
 Pending - Status changed to 'pending' during the date range  
 Sold - Closed during the date range  
 Canceled - Canceled during the date range  
 Temp off Market - Status changed to 'temp' off market' during the date range

The date ranges are not cumulative.  
 Day 1: Tuesday, June 25, 2024  
 Day 28: Wednesday, May 29, 2024

#### TOTALS:

4 Weeks: The summation of each date range (Day 1 - Day 28)

#### Market Changes

Day 1's New Listings, Price Increase, Price Decreases and Back on Market

Manatee County - Single Family Home

#### 7 Day Sold Comparison

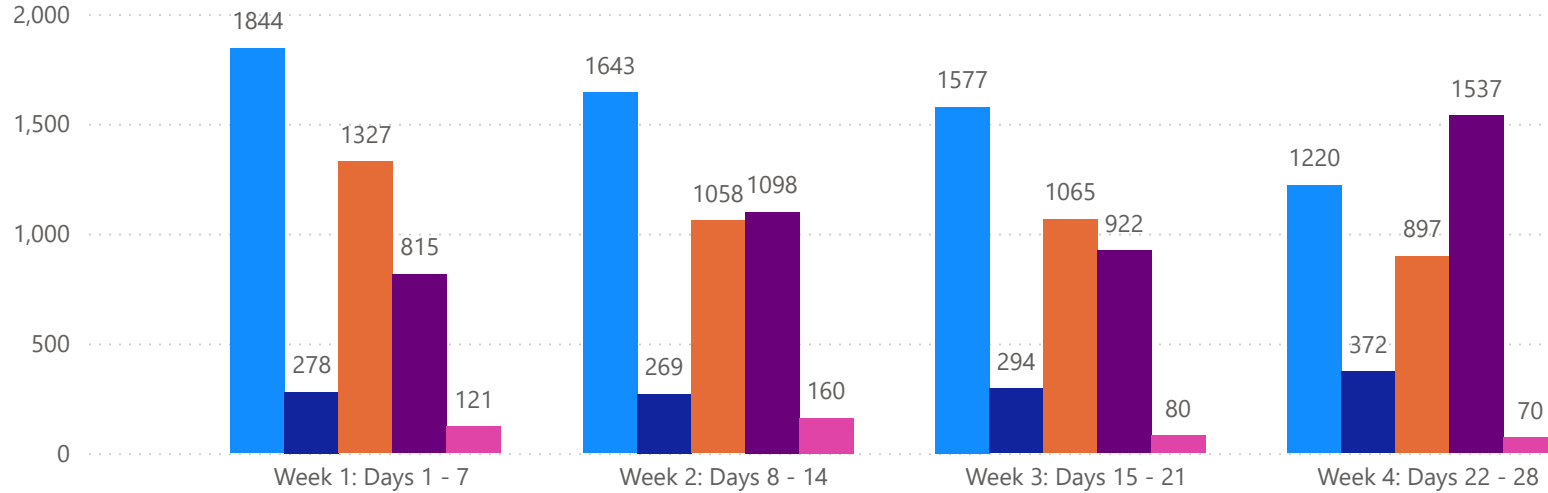
Compares the sold amount and volume in the last 7 days against the same timeframe in the prior year and days 8 - days 14.

# 4 WEEK REAL ESTATE MARKET REPORT

## TAMPA BAY - SINGLE FAMILY HOME

### 6/25/2024

**MLS Status** ● Active ● Canceled ● Pending ● Sold ● Temporarily Off-Market



### TOTALS

MLS Status	4 Week Total
Active	6284
Canceled	1213
Pending	4347
Sold	4372
Temporarily Off-Market	431

### DAILY MARKET CHANGE

Category	Sum of Total
Back on the Market	59
New Listings	158
Price Decrease	339
Price Increase	19

\*Back on Market can be from these sources - Pending, Temp Off Market, Cancelled and Expired Listing)

### 7 DAY SOLD COMPARISON

Closed Prior Year	Volume	Count
Tuesday, June 25, 2024	\$47,431,445	85
Monday, June 24, 2024	\$103,008,311	178
Saturday, June 22, 2024	\$2,138,500	4
Friday, June 21, 2024	\$197,564,857	326
Thursday, June 20, 2024	\$129,655,535	193
Wednesday, June 19, 2024	\$15,823,530	29
<b>Total</b>	<b>\$495,622,178</b>	<b>815</b>

Closed Prior Year	Volume	Count
Sunday, June 25, 2023	\$1,109,000	2
Saturday, June 24, 2023	\$16,416,670	33
Friday, June 23, 2023	\$198,220,008	326
Thursday, June 22, 2023	\$93,682,269	163
Wednesday, June 21, 2023	\$114,535,005	180
Tuesday, June 20, 2023	\$136,194,065	236
Monday, June 19, 2023	\$24,768,071	50
<b>Total</b>	<b>\$584,925,088</b>	<b>990</b>

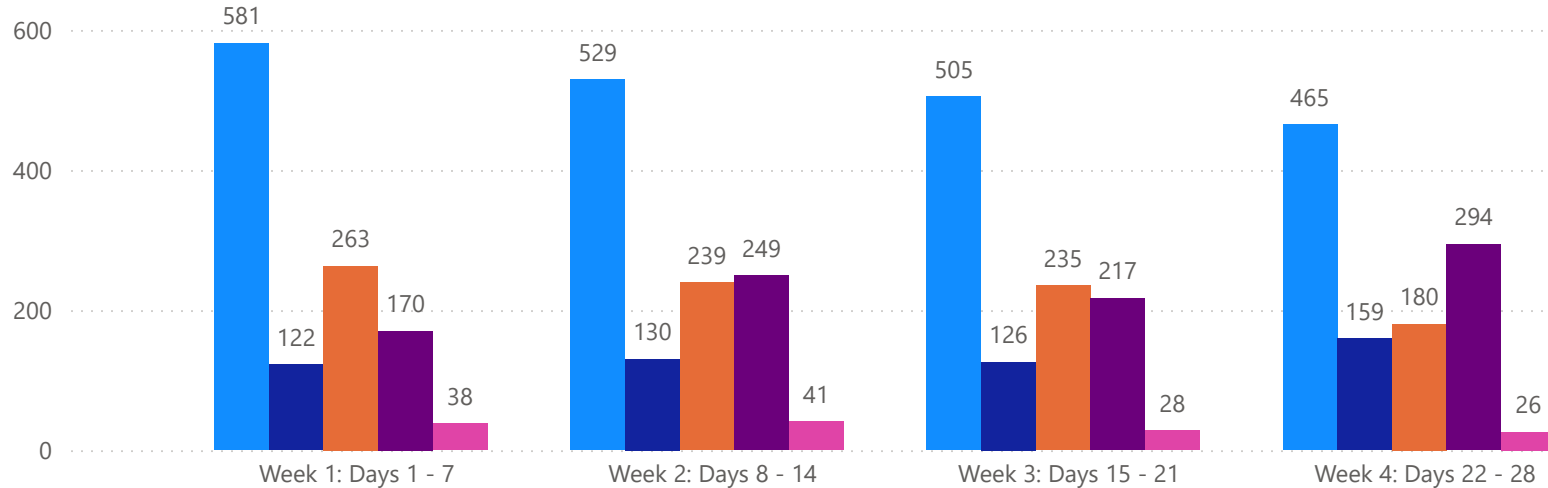


# 4 WEEK REAL ESTATE MARKET REPORT

## TAMPA BAY - CONDO

### 6/25/2024

**MLS Status** ● Active ● Canceled ● Pending ● Sold ● Temporarily Off-Market



### TOTALS

MLS Status	4 Week Total
Active	2080
Canceled	537
Pending	917
Sold	930
Temporarily Off-Market	133

### DAILY MARKET CHANGE

Category	Sum of Total	
Back on the Market	19	*Back on Market can be from these sources - Pending, Temp Off Market, Cancelled and Expired Listing)
New Listings	43	
Price Decrease	94	
Price Increase	2	

### 7 DAY SOLD COMPARISON

Closed Prior Year	Volume	Count	Closed Prior Year	Volume	Count
Tuesday, June 25, 2024	\$15,438,150	16	Saturday, June 24, 2023	\$149,700	1
Monday, June 24, 2024	\$14,249,402	29	Friday, June 23, 2023	\$26,296,495	73
Saturday, June 22, 2024	\$630,000	2	Thursday, June 22, 2023	\$12,814,590	33
Friday, June 21, 2024	\$29,692,971	71	Wednesday, June 21, 2023	\$11,496,050	36
Thursday, June 20, 2024	\$25,636,828	45	Tuesday, June 20, 2023	\$18,189,583	52
Wednesday, June 19, 2024	\$1,506,000	7	Monday, June 19, 2023	\$5,649,000	15
<b>Total</b>	<b>\$87,153,351</b>	<b>170</b>	<b>Total</b>	<b>\$74,595,418</b>	<b>210</b>

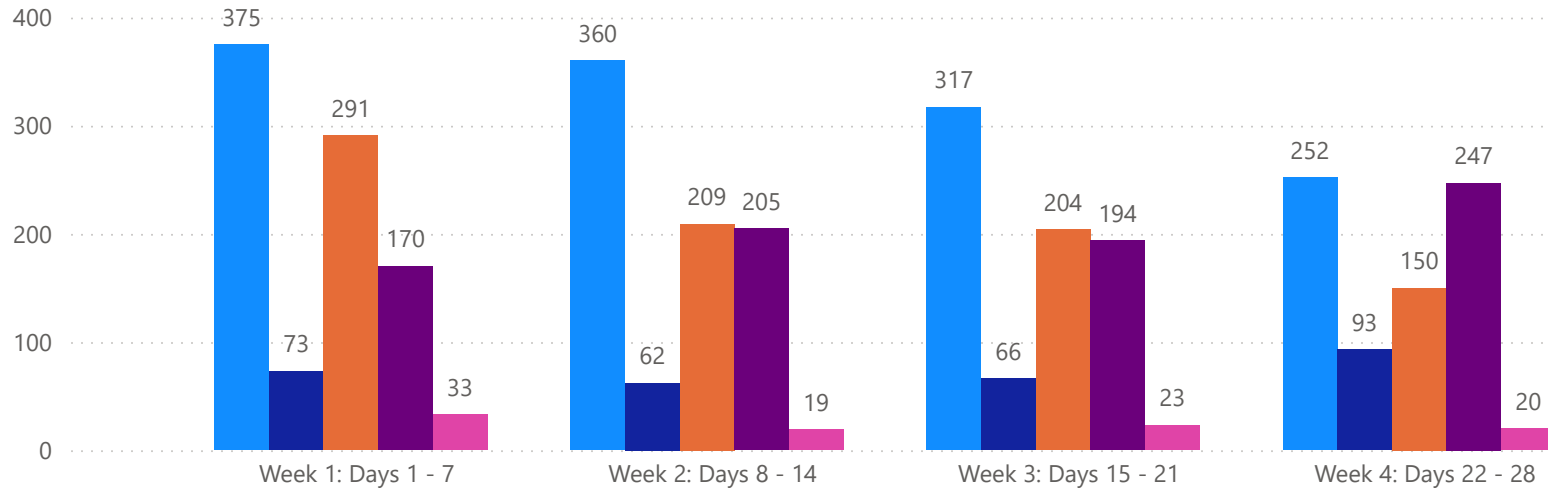


# 4 WEEK REAL ESTATE MARKET REPORT

## PINELLAS COUNTY - SINGLE FAMILY HOME

### 6/25/2024

**MLSStatus** ● Active ● Canceled ● Pending ● Sold ● Temporarily Off-Market



### TOTALS

MLS Status	4 Week Total
Active	1304
Canceled	294
Pending	854
Sold	816
Temporarily Off-Market	95

### DAILY MARKET CHANGE

Category	Sum of Pinellas
Back on the Market	16
New Listings	28
Price Decrease	74
Price Increase	3

\*Back on Market can be from these sources - Pending, Temp Off Market, Cancelled and Expired Listing)

### 7 DAY SOLD COMPARISON

Closed Prior Year	Volume	Count
Tuesday, June 25, 2024	\$14,966,920	21
Monday, June 24, 2024	\$24,880,360	40
Saturday, June 22, 2024	\$490,000	1
Friday, June 21, 2024	\$39,340,899	61
Thursday, June 20, 2024	\$27,866,420	41
Wednesday, June 19, 2024	\$5,370,050	6
<b>Total</b>	<b>\$112,914,649</b>	<b>170</b>

Closed Prior Year	Volume	Count
Friday, June 23, 2023	\$39,096,721	53
Thursday, June 22, 2023	\$14,360,763	25
Wednesday, June 21, 2023	\$24,234,100	45
Tuesday, June 20, 2023	\$26,796,023	49
Monday, June 19, 2023	\$1,955,000	4
<b>Total</b>	<b>\$106,442,607</b>	<b>176</b>

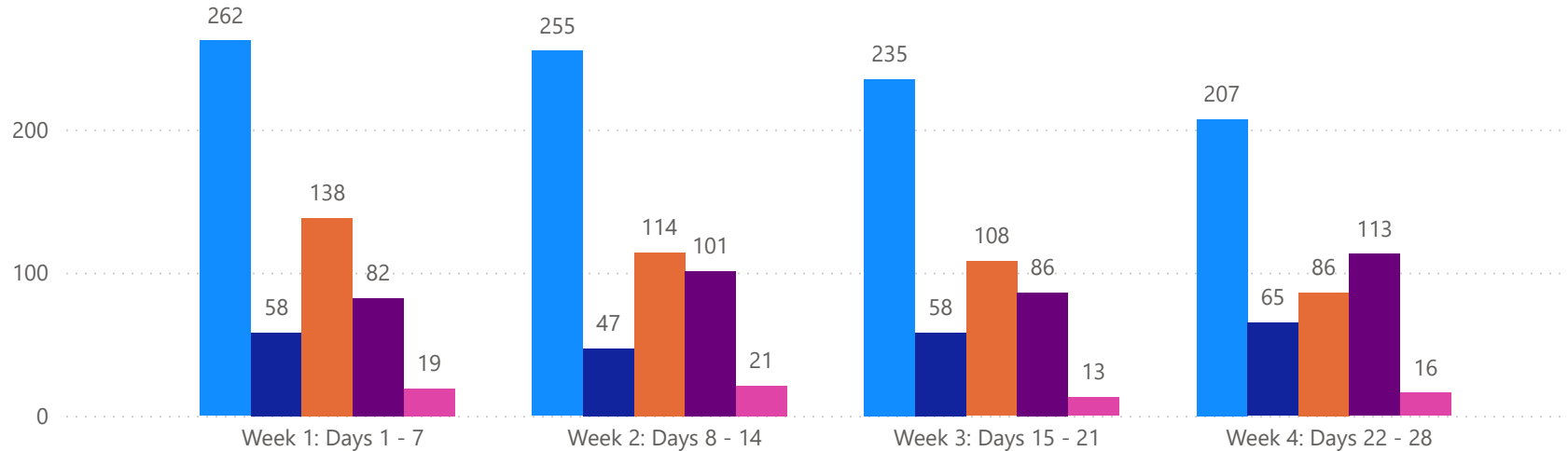


# 4 WEEK REAL ESTATE MARKET REPORT

## PINELLAS COUNTY - CONDO

### 6/25/2024

**MLSStatus** ● Active ● Canceled ● Pending ● Sold ● Temporarily Off-Market



### TOTALS

MLS Status	4 Week Total
Active	959
Canceled	228
Pending	446
Sold	382
Temporarily Off-Market	69

### DAILY MARKET CHANGE

Category	Sum of Pinellas
Back on the Market	7
New Listings	19
Price Decrease	41
Price Increase	0

\*Back on Market can be from these sources - Pending, Temp Off Market, Cancelled and Expired Listing)

### 7 DAY SOLD COMPARISON

Closed Prior Year	Volume	Count
Tuesday, June 25, 2024	\$8,784,375	9
Monday, June 24, 2024	\$4,116,902	12
Saturday, June 22, 2024	\$630,000	2
Friday, June 21, 2024	\$10,988,399	36
Thursday, June 20, 2024	\$6,526,265	19
Wednesday, June 19, 2024	\$970,000	4
<b>Total</b>	<b>\$32,015,941</b>	<b>82</b>

Closed Prior Year	Volume	Count
Friday, June 23, 2023	\$12,610,800	40
Thursday, June 22, 2023	\$5,160,000	16
Wednesday, June 21, 2023	\$5,328,650	19
Tuesday, June 20, 2023	\$6,248,400	22
Monday, June 19, 2023	\$783,000	3
<b>Total</b>	<b>\$30,130,850</b>	<b>100</b>

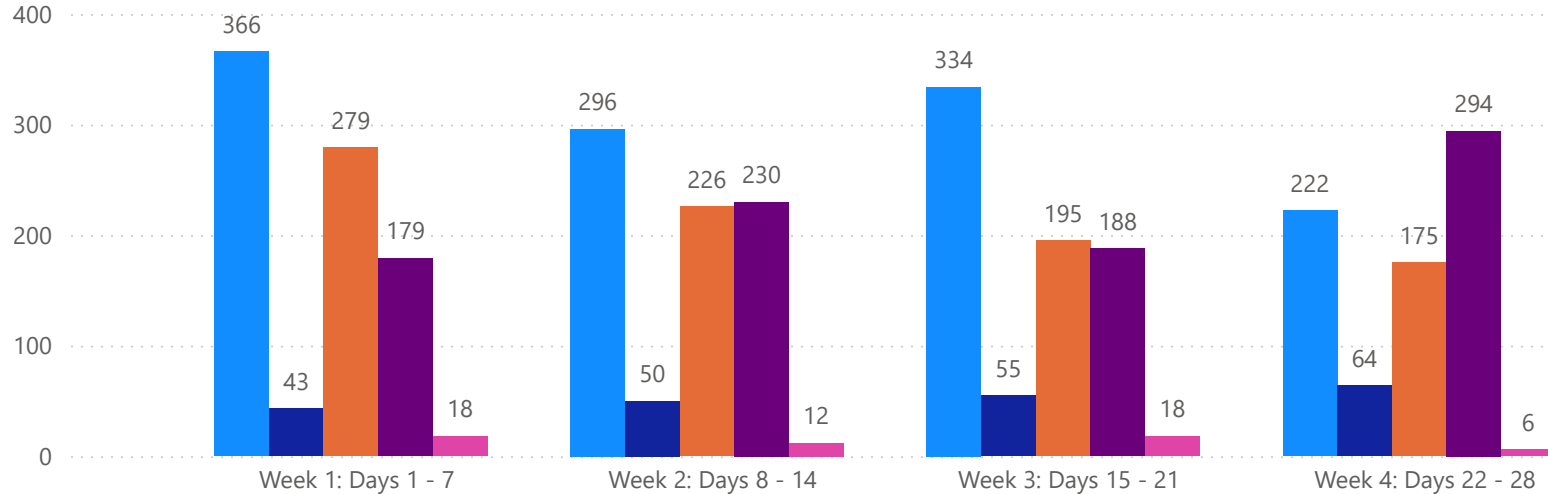


# 4 WEEK REAL ESTATE MARKET REPORT

## PASCO COUNTY - SINGLE FAMILY HOME

### 6/25/2024

MLS Status ● Active ● Canceled ● Pending ● Sold ● Temporarily Off-Market



### TOTALS

MLS Status	4 Week Total
Active	1218
Canceled	212
Pending	875
Sold	891
Temporarily Off-Market	54

### DAILY MARKET CHANGE

Category	Sum of Pasco
Back on the Market	10
New Listings	37
Price Decrease	61
Price Increase	5

\*Back on Market can be from these sources - Pending, Temp Off Market, Cancelled and Expired Listing)

### 7 DAY SOLD COMPARISON

Closed Prior Year	Volume	Count
Tuesday, June 25, 2024	\$8,242,433	20
Monday, June 24, 2024	\$18,705,310	37
Saturday, June 22, 2024	\$228,500	1
Friday, June 21, 2024	\$33,811,348	72
Thursday, June 20, 2024	\$16,159,805	36
Wednesday, June 19, 2024	\$4,421,830	13
<b>Total</b>	<b>\$81,569,226</b>	<b>179</b>

Closed Prior Year	Volume	Count
Sunday, June 25, 2023	\$260,000	1
Saturday, June 24, 2023	\$4,083,890	8
Friday, June 23, 2023	\$28,395,012	64
Thursday, June 22, 2023	\$15,818,051	35
Wednesday, June 21, 2023	\$12,005,165	26
Tuesday, June 20, 2023	\$18,387,985	40
Monday, June 19, 2023	\$6,247,411	14
<b>Total</b>	<b>\$85,197,514</b>	<b>188</b>

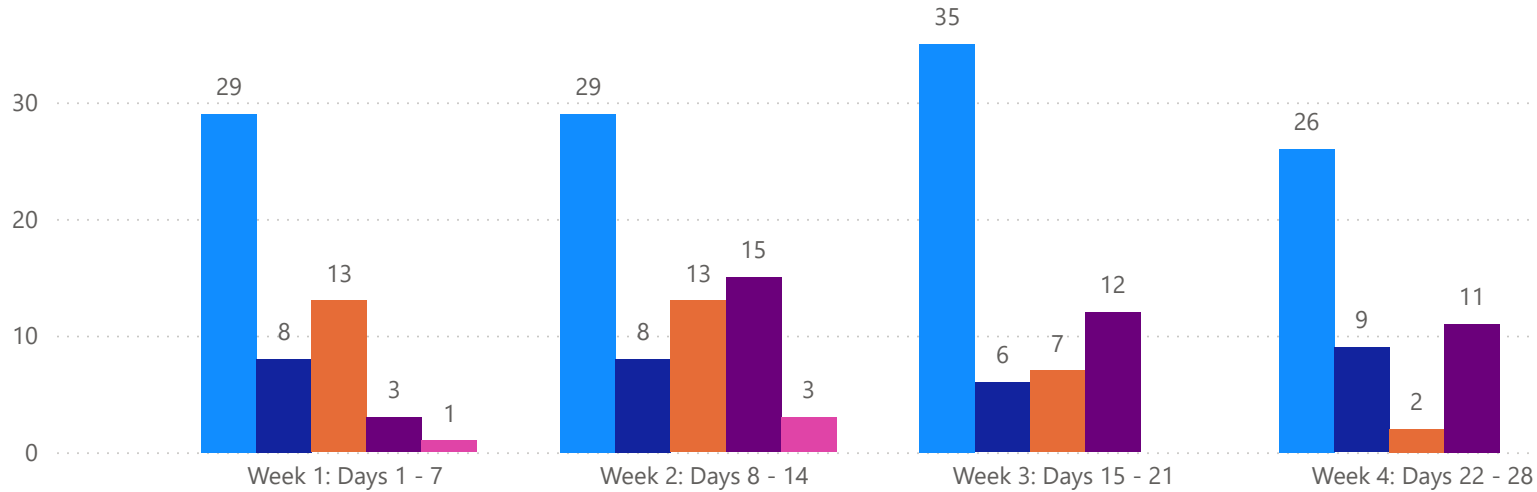


# 4 WEEK REAL ESTATE MARKET REPORT

## PASCO COUNTY - CONDO

### 6/25/2024

MLS Status ● Active ● Canceled ● Pending ● Sold ● Temporarily Off-Market



### TOTALS

MLS Status	4 Week Total
Active	119
Canceled	31
Pending	35
Sold	41
Temporarily Off-Market	4

### DAILY MARKET CHANGE

Category	Sum of Pasco
Back on the Market	2
New Listings	6
Price Decrease	8
Price Increase	0

\*Back on Market can be from these sources - Pending, Temp Off Market, Cancelled and Expired Listing)

### 7 DAY SOLD COMPARISON

Closed Prior Year	Volume	Count
Tuesday, June 25, 2024	\$144,900	1
Monday, June 24, 2024	\$430,000	2
<b>Total</b>	<b>\$574,900</b>	<b>3</b>

Closed Prior Year	Volume	Count
Saturday, June 24, 2023	\$149,700	1
Friday, June 23, 2023	\$921,800	5
Thursday, June 22, 2023	\$387,400	2
Wednesday, June 21, 2023	\$490,000	3
Tuesday, June 20, 2023	\$916,183	5
Monday, June 19, 2023	\$183,500	1
<b>Total</b>	<b>\$3,048,583</b>	<b>17</b>



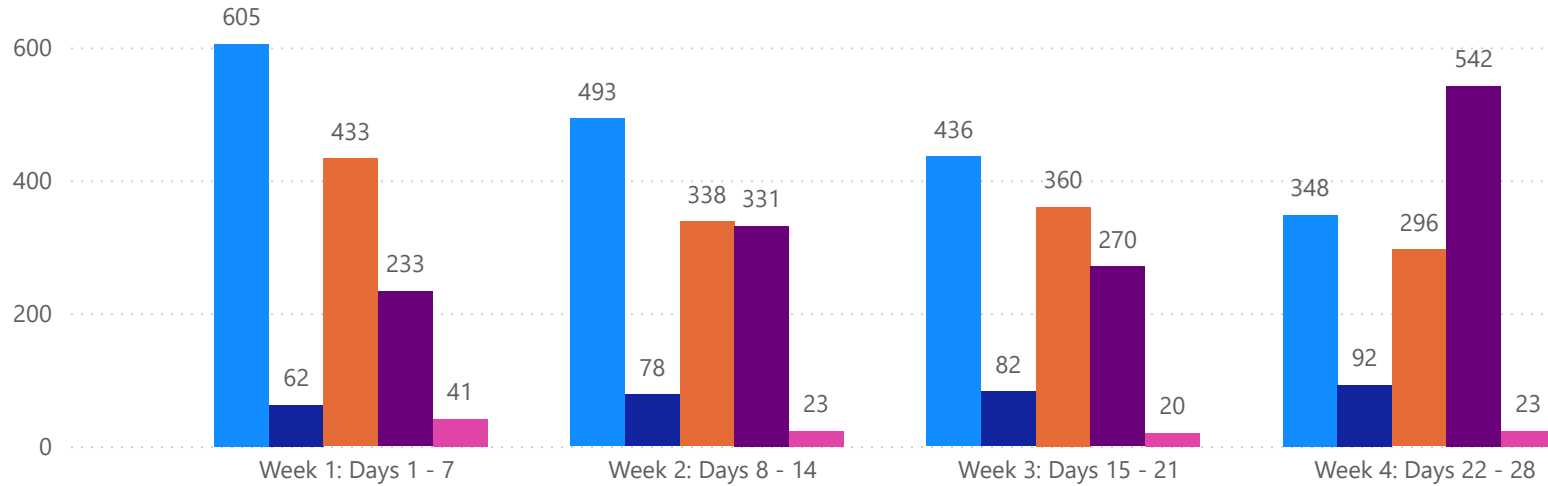


# 4 WEEK REAL ESTATE MARKET REPORT

## HILLSBOROUGH COUNTY - SINGLE FAMILY HOME

6/25/2024

MLS Status ● Active ● Canceled ● Pending ● Sold ● Temporarily Off-Market



### TOTALS

MLS Status	4 Week Total
Active	1882
Canceled	314
Pending	1427
Sold	1376
Temporarily Off-Market	107

### DAILY MARKET CHANGE

Category	Sum of Hillsborough	*Back on Market can be from these sources - Pending, Temp Off Market, Cancelled and Expired Listing)
Back on the Market	21	
New Listings	54	
Price Decrease	102	
Price Increase	6	

### 7 DAY SOLD COMPARISON

Closed Prior Year	Volume	Count
Tuesday, June 25, 2024	\$9,749,808	19
Monday, June 24, 2024	\$21,610,935	43
Saturday, June 22, 2024	\$725,000	1
Friday, June 21, 2024	\$68,391,990	105
Thursday, June 20, 2024	\$43,047,320	59
Wednesday, June 19, 2024	\$3,844,680	6
<b>Total</b>	<b>\$147,369,733</b>	<b>233</b>

Closed Prior Year	Volume	Count
Saturday, June 24, 2023	\$1,424,990	3
Friday, June 23, 2023	\$65,863,265	118
Thursday, June 22, 2023	\$30,982,344	52
Wednesday, June 21, 2023	\$37,764,064	58
Tuesday, June 20, 2023	\$45,526,064	80
Monday, June 19, 2023	\$4,785,420	12
<b>Total</b>	<b>\$186,346,147</b>	<b>323</b>

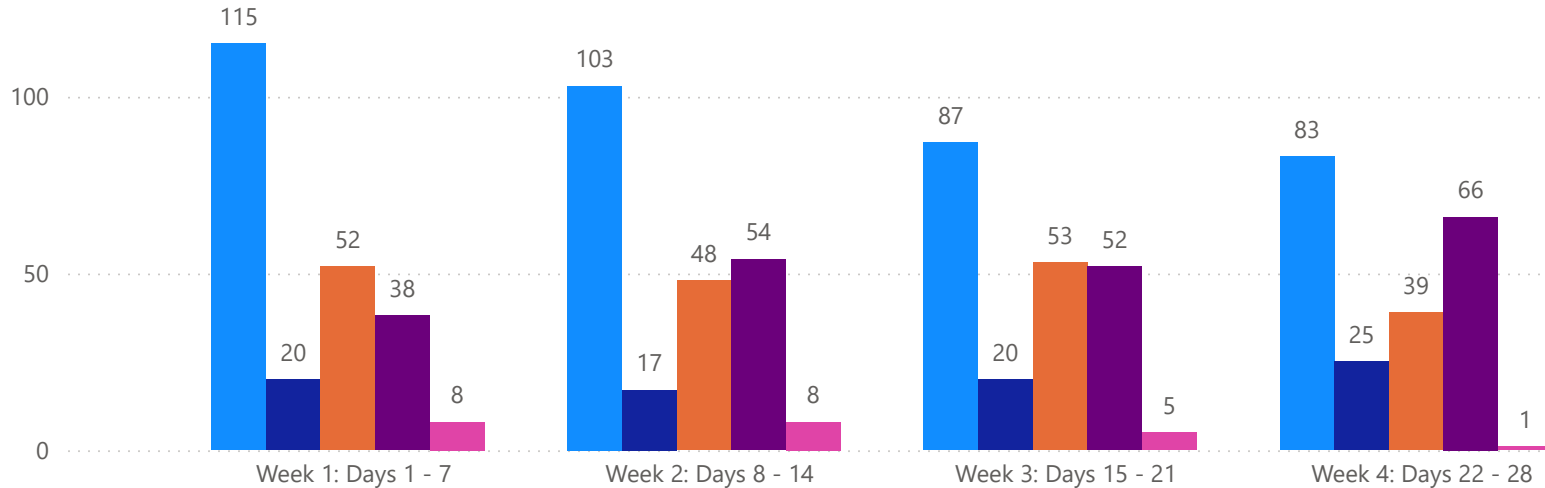


# 4 WEEK REAL ESTATE MARKET REPORT

## HILLSBOROUGH COUNTY - CONDO

### 6/25/2024

MLS Status ● Active ● Canceled ● Pending ● Sold ● Temporarily Off-Market



### TOTALS

MLS Status	4 Week Total
Active	388
Canceled	82
Pending	192
Sold	210
Temporarily Off-Market	22

### DAILY MARKET CHANGE

Category	Sum of Hillsborough	*Back on Market can be from these sources - Pending, Temp Off Market, Canceled and Expired Listing)
Back on the Market	7	
New Listings	6	
Price Decrease	16	
Price Increase	0	

### 7 DAY SOLD COMPARISON

Closed Prior Year	Volume	Count	Closed Prior Year	Volume	Count
Tuesday, June 25, 2024	\$2,600,000	1	Friday, June 23, 2023	\$4,235,995	11
Monday, June 24, 2024	\$1,635,500	6	Thursday, June 22, 2023	\$785,700	4
Friday, June 21, 2024	\$8,390,672	14	Wednesday, June 21, 2023	\$1,533,900	6
Thursday, June 20, 2024	\$14,867,063	15	Tuesday, June 20, 2023	\$2,531,500	8
Wednesday, June 19, 2024	\$330,000	2	Monday, June 19, 2023	\$530,000	2
<b>Total</b>	<b>\$27,823,235</b>	<b>38</b>	<b>Total</b>	<b>\$9,617,095</b>	<b>31</b>

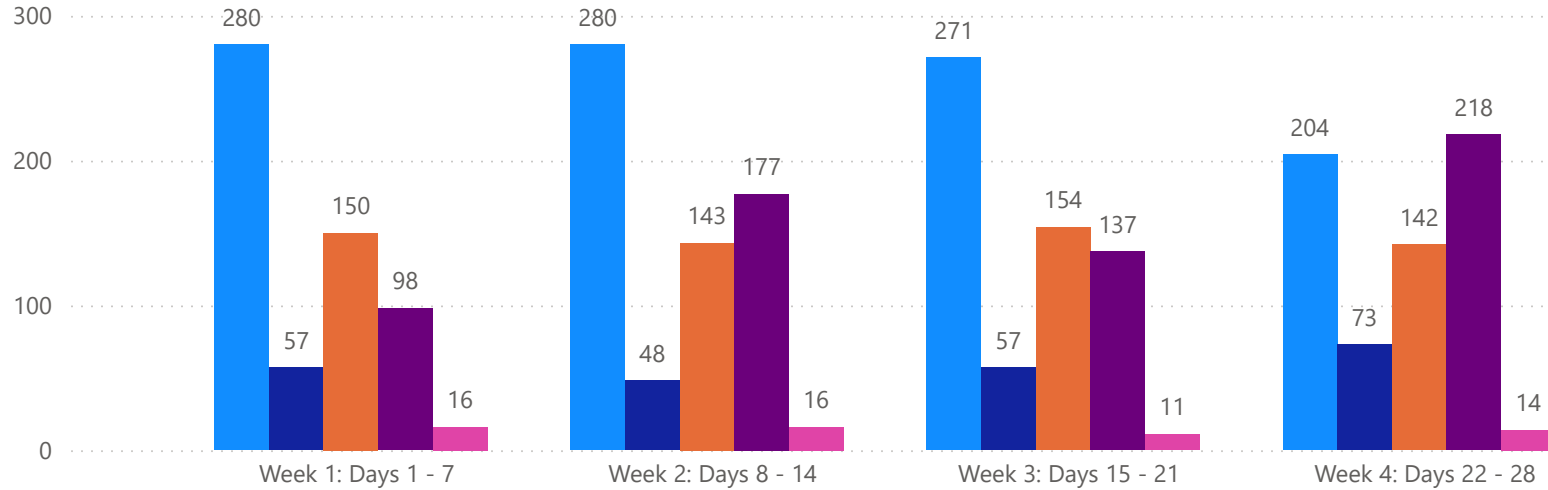


# 4 WEEK REAL ESTATE MARKET REPORT

## SARASOTA COUNTY - SINGLE FAMILY HOME

6/25/2024

MLS Status ● Active ● Canceled ● Pending ● Sold ● Temporarily Off-Market



### TOTALS

MLS Status	4 Week Total
Active	1035
Canceled	235
Pending	589
Sold	630
Temporarily Off-Market	57

### DAILY MARKET CHANGE

Category	Sum of Sarasota
Back on the Market	8
New Listings	26
Price Decrease	60
Price Increase	4

\*Back on Market can be from these sources - Pending, Temp Off Market, Cancelled and Expired Listing)

### 7 DAY SOLD COMPARISON

Closed Prior Year	Volume	Count
Tuesday, June 25, 2024	\$4,387,000	8
Monday, June 24, 2024	\$15,604,977	27
Saturday, June 22, 2024	\$695,000	1
Friday, June 21, 2024	\$17,873,501	38
Thursday, June 20, 2024	\$13,593,762	23
Wednesday, June 19, 2024	\$574,990	1
<b>Total</b>	<b>\$52,729,230</b>	<b>98</b>

Closed Prior Year	Volume	Count
Saturday, June 24, 2023	\$648,000	2
Friday, June 23, 2023	\$30,488,923	49
Thursday, June 22, 2023	\$14,766,880	25
Wednesday, June 21, 2023	\$21,746,535	30
Tuesday, June 20, 2023	\$22,603,235	32
Monday, June 19, 2023	\$6,824,495	10
<b>Total</b>	<b>\$97,078,068</b>	<b>148</b>

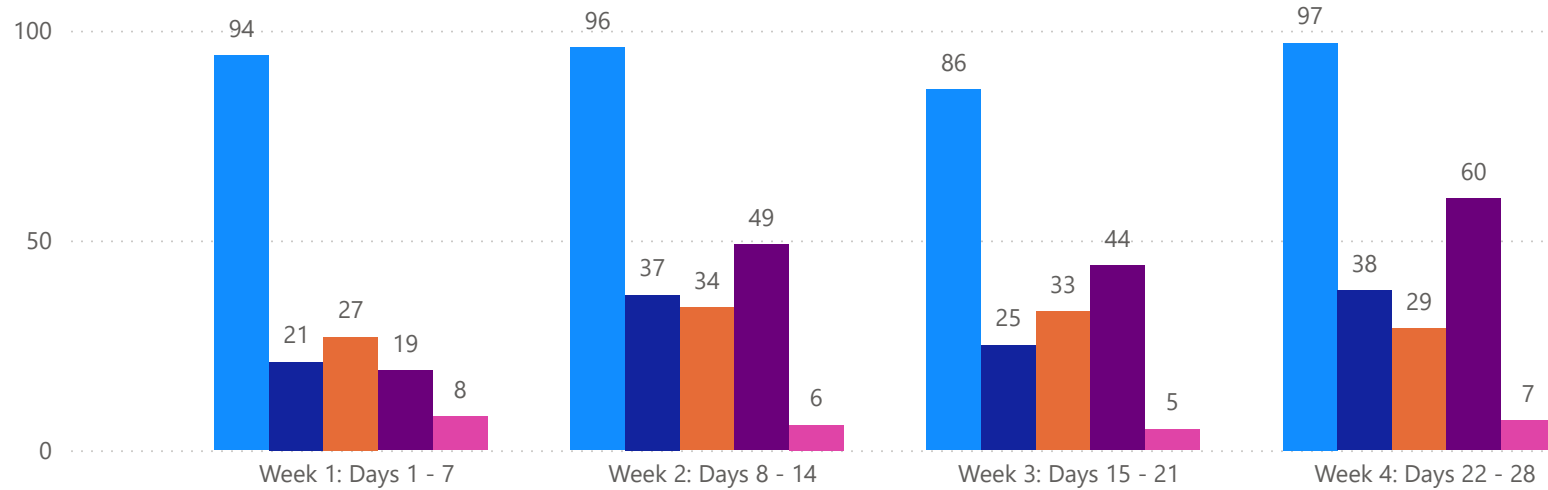


# 4 WEEK REAL ESTATE MARKET REPORT

## SARASOTA COUNTY - CONDO

### 6/25/2024

MLS Status ● Active ● Canceled ● Pending ● Sold ● Temporarily Off-Market



### TOTALS

MLS Status	4 Week Total
Active	373
Canceled	121
Pending	123
Sold	172
Temporarily Off-Market	26

### DAILY MARKET CHANGE

Category	Sum of Sarasota
Back on the Market	0
New Listings	7
Price Decrease	20
Price Increase	0

\*Back on Market can be from these sources - Pending, Temp Off Market, Cancelled and Expired Listing)

### 7 DAY SOLD COMPARISON

Closed Prior Year	Volume	Count
Tuesday, June 25, 2024	\$2,000,000	1
Monday, June 24, 2024	\$6,654,000	6
Friday, June 21, 2024	\$3,862,000	8
Thursday, June 20, 2024	\$2,297,000	4
<b>Total</b>	<b>\$14,813,000</b>	<b>19</b>

Closed Prior Year	Volume	Count
Friday, June 23, 2023	\$6,116,900	12
Thursday, June 22, 2023	\$5,096,500	7
Wednesday, June 21, 2023	\$3,539,000	6
Tuesday, June 20, 2023	\$5,055,500	9
Monday, June 19, 2023	\$3,190,500	6
<b>Total</b>	<b>\$22,998,400</b>	<b>40</b>

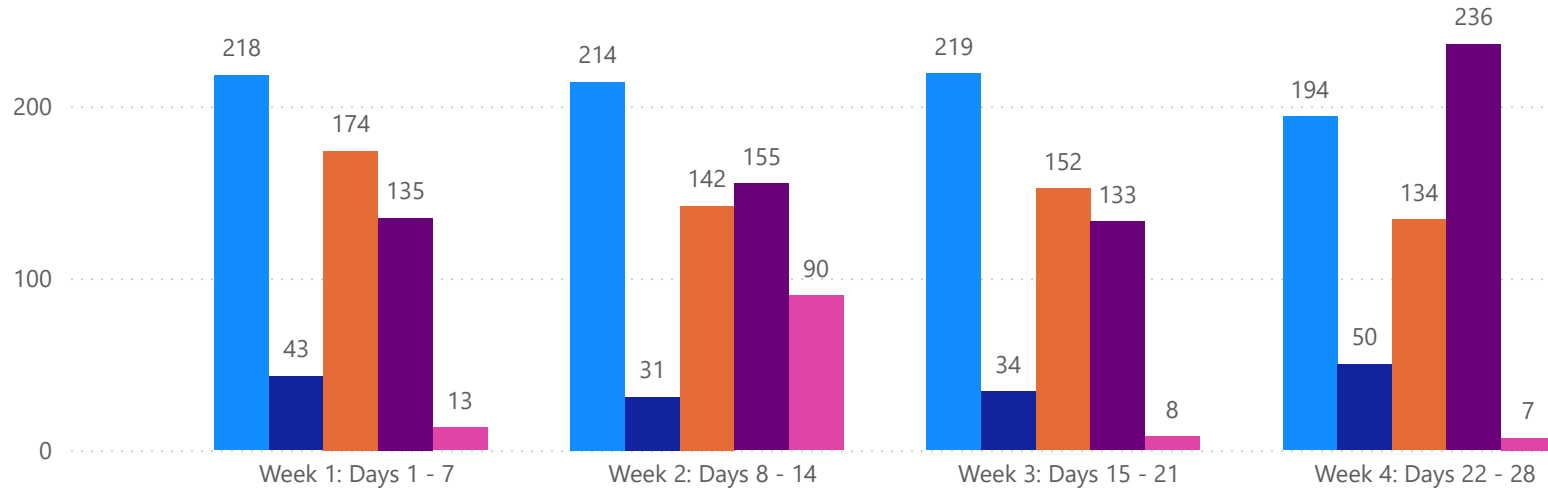


# 4 WEEK REAL ESTATE MARKET REPORT

## MANATEE COUNTY - SINGLE FAMILY HOME

### 6/25/2024

MLS Status ● Active ● Canceled ● Pending ● Sold ● Temporarily Off-Market



### TOTALS

MLS Status	4 Week Total
Active	845
Canceled	158
Pending	602
Sold	659
Temporarily Off-Market	118

### DAILY MARKET CHANGE

Category	Sum of Manatee
Back on the Market	4
New Listings	13
Price Decrease	42
Price Increase	1

\*Back on Market can be from these sources - Pending, Temp Off Market, Cancelled and Expired Listing)

### 7 DAY SOLD COMPARISON

Closed Prior Year	Volume	Count
Tuesday, June 25, 2024	\$10,085,284	17
Monday, June 24, 2024	\$22,206,729	31
Friday, June 21, 2024	\$38,147,119	50
Thursday, June 20, 2024	\$28,988,228	34
Wednesday, June 19, 2024	\$1,611,980	3
<b>Total</b>	<b>\$101,039,340</b>	<b>135</b>

Closed Prior Year	Volume	Count
Sunday, June 25, 2023	\$849,000	1
Saturday, June 24, 2023	\$10,259,790	20
Friday, June 23, 2023	\$34,376,087	42
Thursday, June 22, 2023	\$17,754,231	26
Wednesday, June 21, 2023	\$18,785,141	21
Tuesday, June 20, 2023	\$22,880,758	35
Monday, June 19, 2023	\$4,955,745	10
<b>Total</b>	<b>\$109,860,752</b>	<b>155</b>

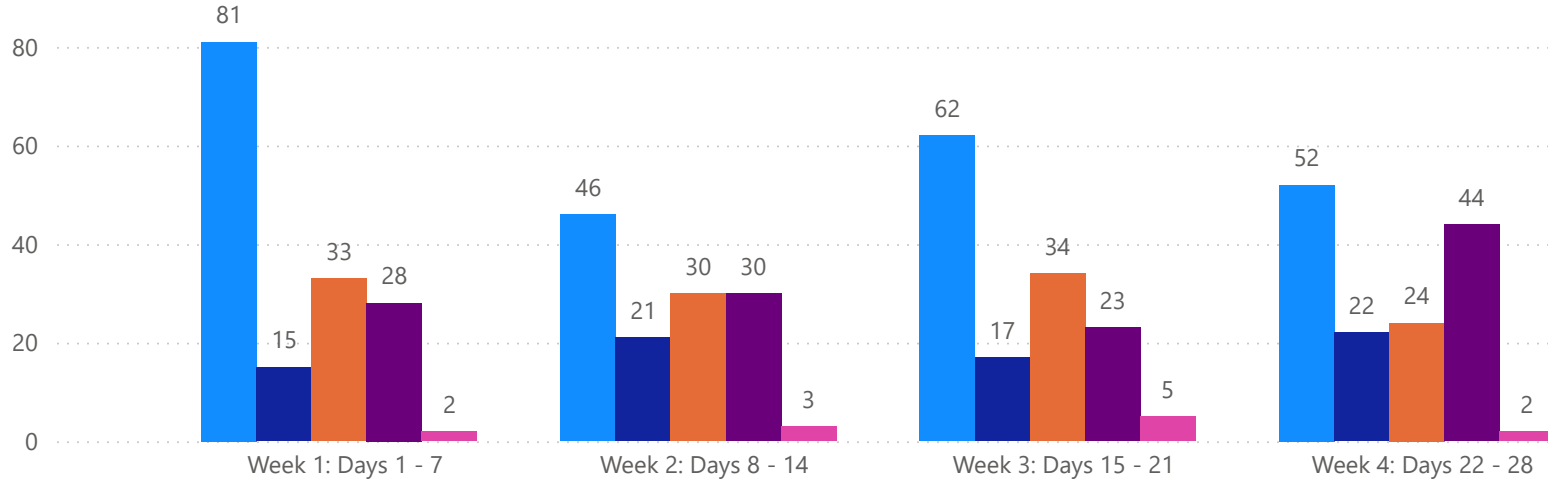


# 4 WEEK REAL ESTATE MARKET REPORT

## MANATEE COUNTY - CONDO

### 6/25/2024

MLSStatus ● Active ● Canceled ● Pending ● Sold ● Temporarily Off-Market



### TOTALS

MLS Status	4 Week Total
Active	241
Canceled	75
Pending	121
Sold	125
Temporarily Off-Market	12

### DAILY MARKET CHANGE

Category	Sum of Manatee
Back on the Market	3
New Listings	5
Price Decrease	9
Price Increase	2

\*Back on Market can be from these sources - Pending, Temp Off Market, Cancelled and Expired Listing)

### 7 DAY SOLD COMPARISON

Closed Prior Year	Volume	Count	Closed Prior Year	Volume	Count
Tuesday, June 25, 2024	\$1,908,875	4	Friday, June 23, 2023	\$2,411,000	5
Monday, June 24, 2024	\$1,413,000	3	Thursday, June 22, 2023	\$1,384,990	4
Friday, June 21, 2024	\$6,451,900	13	Wednesday, June 21, 2023	\$604,500	2
Thursday, June 20, 2024	\$1,946,500	7	Tuesday, June 20, 2023	\$3,438,000	8
Wednesday, June 19, 2024	\$206,000	1	Monday, June 19, 2023	\$962,000	3
<b>Total</b>	<b>\$11,926,275</b>	<b>28</b>	<b>Total</b>	<b>\$8,800,490</b>	<b>22</b>

