



4 WEEK REAL ESTATE MARKET REPORT

Wednesday, June 26, 2024

As of: Thursday, June 27, 2024

- 1 Report Breakdown
- 2 Cumulative Tampa Bay Report - Single Family Home
- 3 Cumulative Tampa Bay Report - Condominium
- 4 Pinellas County - Single Family Home
- 5 Pinellas County - Condominium
- 6 Pasco County - Single Family Home
- 7 Pasco County - Condominium
- 8 Hillsborough County - Single Family Home
- 9 Hillsborough County - Condominium
- 10 Sarasota County - Single Family Home
- 11 Sarasota County - Condominium
- 12 Manatee County - Single Family Home
- 13 Manatee County - Condominium

4 WEEK REAL ESTATE MARKET REPORT

REPORT BREAKDOWN

Wednesday, June 26, 2024

as of: 6/27/2024



Day 1	Wednesday, June 26, 2024
Day 2	Tuesday, June 25, 2024
Day 3	Monday, June 24, 2024
Day 4	Sunday, June 23, 2024
Day 5	Saturday, June 22, 2024
Day 6	Friday, June 21, 2024
Day 7	Thursday, June 20, 2024
Day 8	Wednesday, June 19, 2024
Day 9	Tuesday, June 18, 2024
Day 10	Monday, June 17, 2024
Day 11	Sunday, June 16, 2024
Day 12	Saturday, June 15, 2024
Day 13	Friday, June 14, 2024
Day 14	Thursday, June 13, 2024
Day 15	Wednesday, June 12, 2024
Day 16	Tuesday, June 11, 2024
Day 17	Monday, June 10, 2024
Day 18	Sunday, June 9, 2024
Day 19	Saturday, June 8, 2024
Day 20	Friday, June 7, 2024
Day 21	Thursday, June 6, 2024
Day 22	Wednesday, June 5, 2024
Day 23	Tuesday, June 4, 2024
Day 24	Monday, June 3, 2024
Day 25	Sunday, June 2, 2024
Day 26	Saturday, June 1, 2024
Day 27	Friday, May 31, 2024
Day 28	Thursday, May 30, 2024

REPORT BREAKDOWN

GRAPH:

Active - Newly listed during the date range
Pending - Status changed to 'pending' during the date range
Sold - Closed during the date range
Canceled - Canceled during the date range
Temp off Market - Status changed to 'temp' off market' during the date range

The date ranges are not cumulative.

Day 1: Wednesday, June 26, 2024

Day 28: Thursday, May 30, 2024

TOTALS:

4 Weeks: The summation of each date range (Day 1 - Day 28)

Market Changes

Day 1's New Listings, Price Increase, Price Decreases and Back on Market

Manatee County - Single Family Home

7 Day Sold Comparison

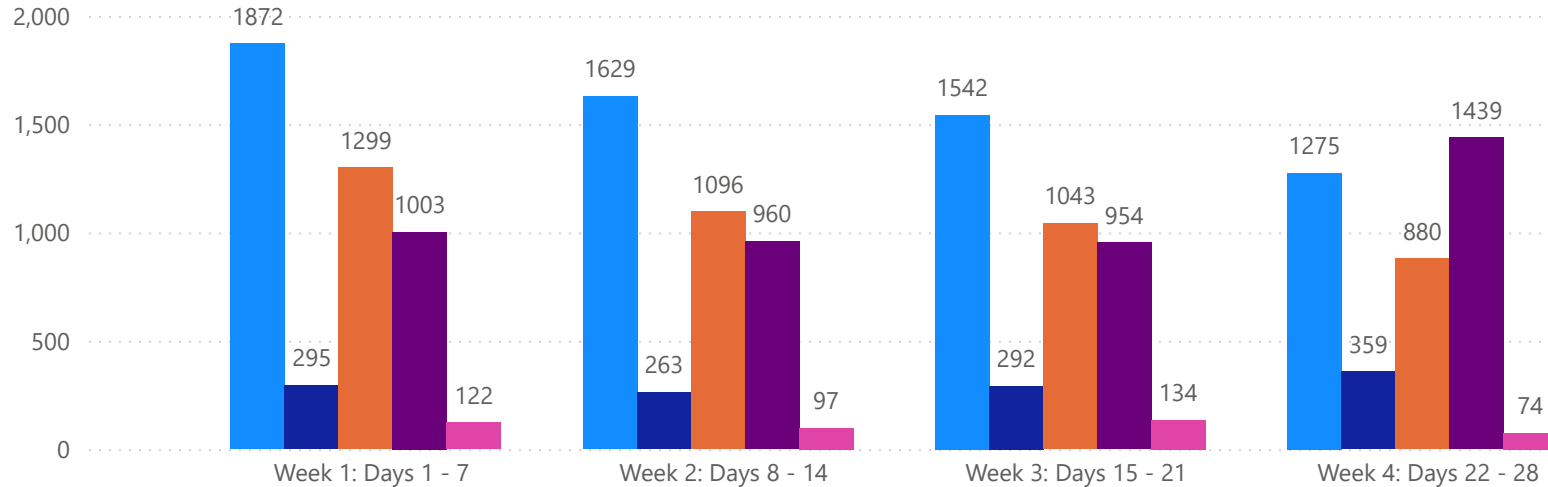
Compares the sold amount and volume in the last 7 days against the same timeframe in the prior year and days 8 - days 14.

4 WEEK REAL ESTATE MARKET REPORT

TAMPA BAY - SINGLE FAMILY HOME

6/26/2024

MLS Status ● Active ● Canceled ● Pending ● Sold ● Temporarily Off-Market



TOTALS

MLS Status	4 Week Total
Active	6318
Canceled	1209
Pending	4318
Sold	4356
Temporarily Off-Market	427

DAILY MARKET CHANGE

Category	Sum of Total
Back on the Market	79
New Listings	220
Price Decrease	504
Price Increase	44

*Back on Market can be from these sources - Pending, Temp Off Market, Cancelled and Expired Listing)

7 DAY SOLD COMPARISON

Closed Prior Year	Volume	Count
Wednesday, June 26, 2024	\$59,132,904	105
Tuesday, June 25, 2024	\$88,694,263	163
Monday, June 24, 2024	\$115,603,561	197
Sunday, June 23, 2024	\$190,000	1
Saturday, June 22, 2024	\$5,430,688	12
Friday, June 21, 2024	\$198,670,365	327
Thursday, June 20, 2024	\$132,826,876	198
Total	\$600,548,657	1003

Closed Prior Year	Volume	Count
Monday, June 26, 2023	\$143,804,467	251
Sunday, June 25, 2023	\$1,109,000	2
Saturday, June 24, 2023	\$16,416,670	33
Friday, June 23, 2023	\$198,220,008	326
Thursday, June 22, 2023	\$93,682,269	163
Wednesday, June 21, 2023	\$114,535,005	180
Tuesday, June 20, 2023	\$136,194,065	236
Total	\$703,961,484	1191

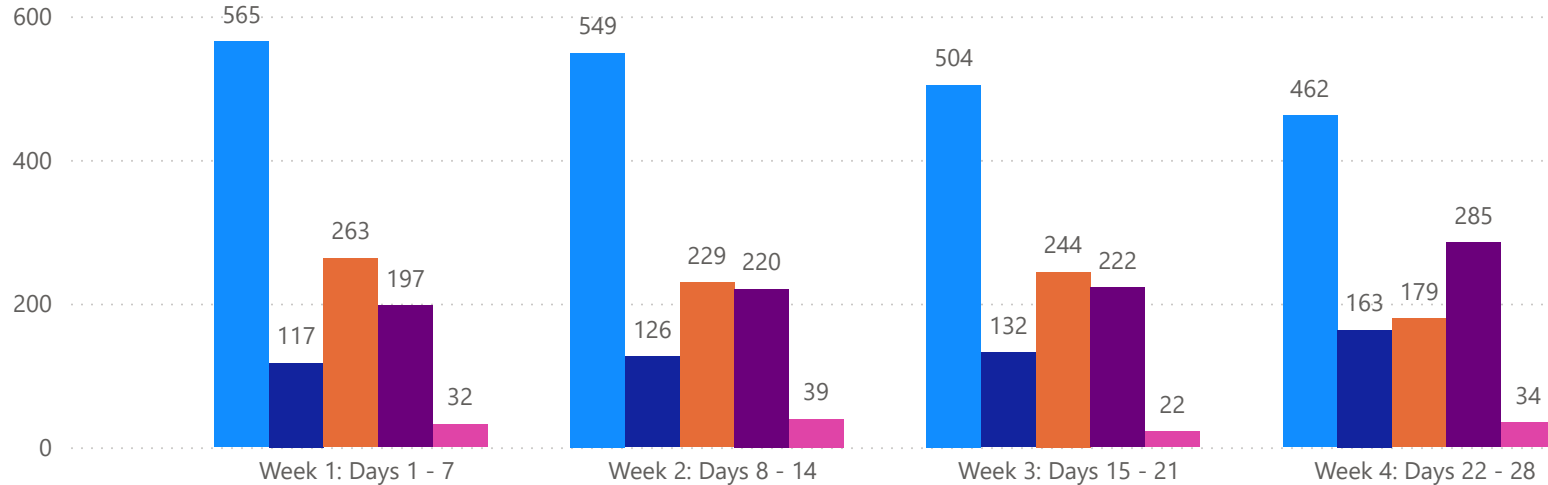


4 WEEK REAL ESTATE MARKET REPORT

TAMPA BAY - CONDO

6/26/2024

MLS Status ● Active ● Canceled ● Pending ● Sold ● Temporarily Off-Market



TOTALS

MLS Status	4 Week Total
Active	2080
Canceled	538
Pending	915
Sold	924
Temporarily Off-Market	127

DAILY MARKET CHANGE

Category	Sum of Total	
Back on the Market	19	*Back on Market can be from these sources - Pending, Temp Off Market, Cancelled and Expired Listing)
New Listings	46	
Price Decrease	116	
Price Increase	5	

7 DAY SOLD COMPARISON

Closed Prior Year	Volume	Count
Wednesday, June 26, 2024	\$9,063,265	22
Tuesday, June 25, 2024	\$16,768,650	21
Monday, June 24, 2024	\$14,986,802	33
Saturday, June 22, 2024	\$2,036,000	5
Friday, June 21, 2024	\$29,692,971	71
Thursday, June 20, 2024	\$25,636,828	45
Total	\$98,184,516	197

Closed Prior Year	Volume	Count
Monday, June 26, 2023	\$35,581,950	49
Saturday, June 24, 2023	\$149,700	1
Friday, June 23, 2023	\$26,296,495	73
Thursday, June 22, 2023	\$12,814,590	33
Wednesday, June 21, 2023	\$11,496,050	36
Tuesday, June 20, 2023	\$18,189,583	52
Total	\$104,528,368	244

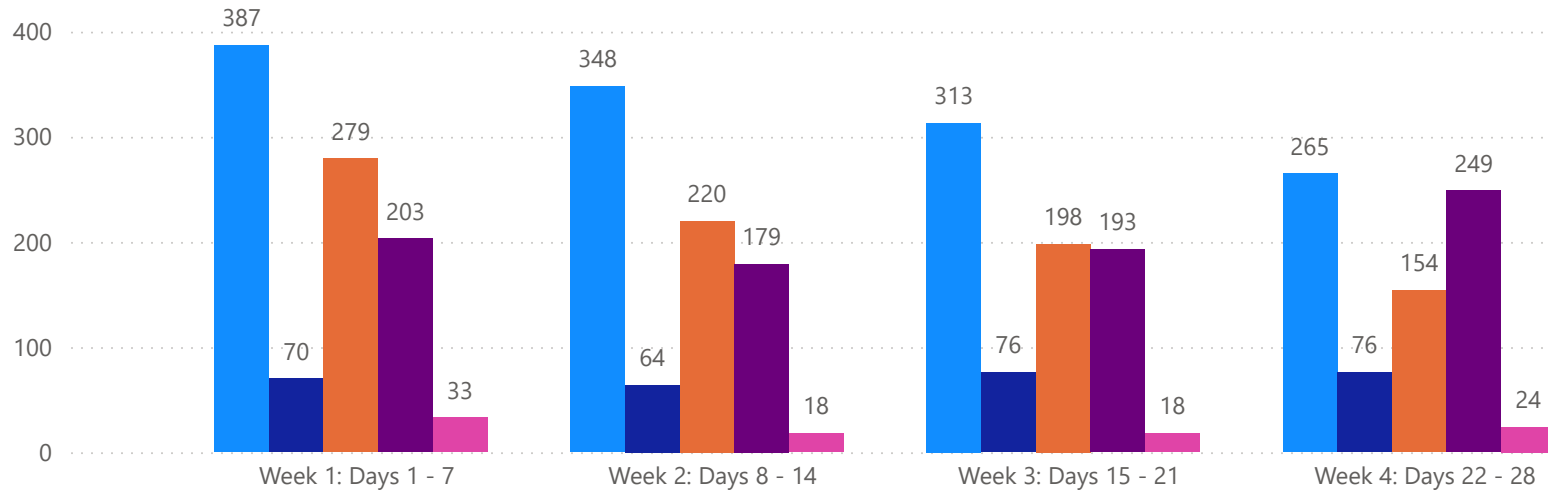


4 WEEK REAL ESTATE MARKET REPORT

PINELLAS COUNTY - SINGLE FAMILY HOME

6/26/2024

MLSStatus ● Active ● Canceled ● Pending ● Sold ● Temporarily Off-Market



TOTALS

MLS Status	4 Week Total
Active	1313
Canceled	286
Pending	851
Sold	824
Temporarily Off-Market	93

DAILY MARKET CHANGE

Category	Sum of Pinellas
Back on the Market	19
New Listings	41
Price Decrease	88
Price Increase	5

*Back on Market can be from these sources - Pending, Temp Off Market, Cancelled and Expired Listing)

7 DAY SOLD COMPARISON

Closed Prior Year	Volume	Count
Wednesday, June 26, 2024	\$8,269,500	16
Tuesday, June 25, 2024	\$25,144,720	37
Monday, June 24, 2024	\$29,465,360	45
Saturday, June 22, 2024	\$1,158,658	3
Friday, June 21, 2024	\$39,440,899	61
Thursday, June 20, 2024	\$27,866,420	41
Total	\$131,345,557	203

Closed Prior Year	Volume	Count
Monday, June 26, 2023	\$26,506,957	48
Friday, June 23, 2023	\$39,096,721	53
Thursday, June 22, 2023	\$14,360,763	25
Wednesday, June 21, 2023	\$24,234,100	45
Tuesday, June 20, 2023	\$26,796,023	49
Total	\$130,994,564	220

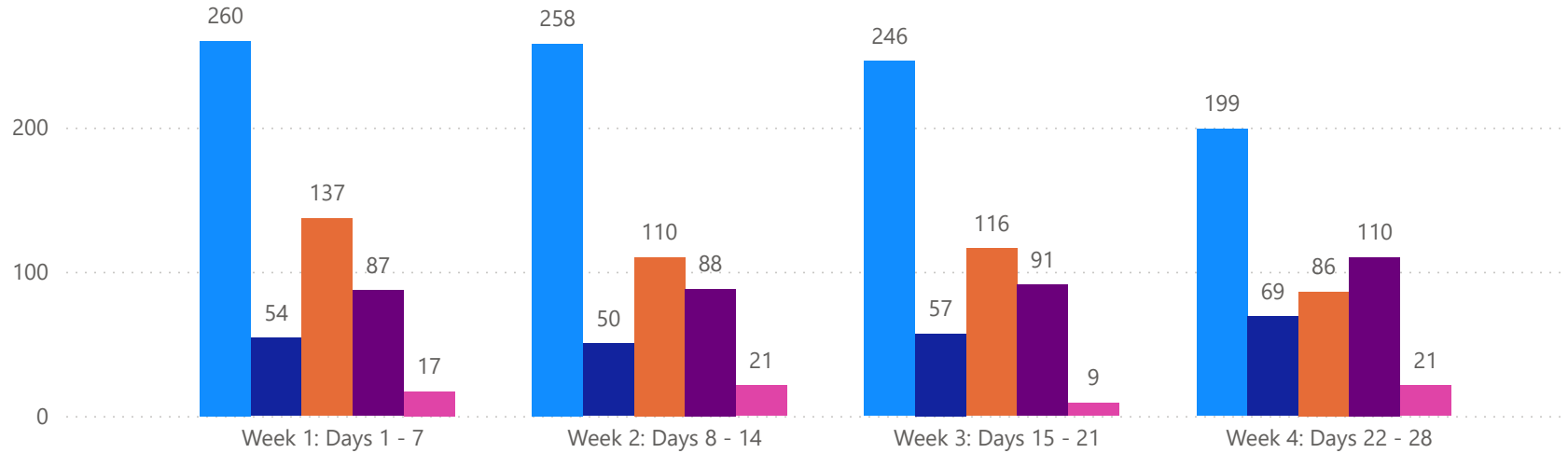


4 WEEK REAL ESTATE MARKET REPORT

PINELLAS COUNTY - CONDO

6/26/2024

MLS Status ● Active ● Canceled ● Pending ● Sold ● Temporarily Off-Market



TOTALS

MLS Status	4 Week Total
Active	963
Canceled	230
Pending	449
Sold	376
Temporarily Off-Market	68

DAILY MARKET CHANGE

Category	Sum of Pinellas
Back on the Market	9
New Listings	23
Price Decrease	49
Price Increase	1

*Back on Market can be from these sources - Pending, Temp Off Market, Cancelled and Expired Listing)

7 DAY SOLD COMPARISON

Closed Prior Year	Volume	Count
Wednesday, June 26, 2024	\$835,265	6
Tuesday, June 25, 2024	\$8,976,375	10
Monday, June 24, 2024	\$4,271,802	13
Saturday, June 22, 2024	\$1,155,000	3
Friday, June 21, 2024	\$10,988,399	36
Thursday, June 20, 2024	\$6,526,265	19
Total	\$32,753,106	87

Closed Prior Year	Volume	Count
Monday, June 26, 2023	\$8,986,400	18
Friday, June 23, 2023	\$12,610,800	40
Thursday, June 22, 2023	\$5,160,000	16
Wednesday, June 21, 2023	\$5,328,650	19
Tuesday, June 20, 2023	\$6,248,400	22
Total	\$38,334,250	115

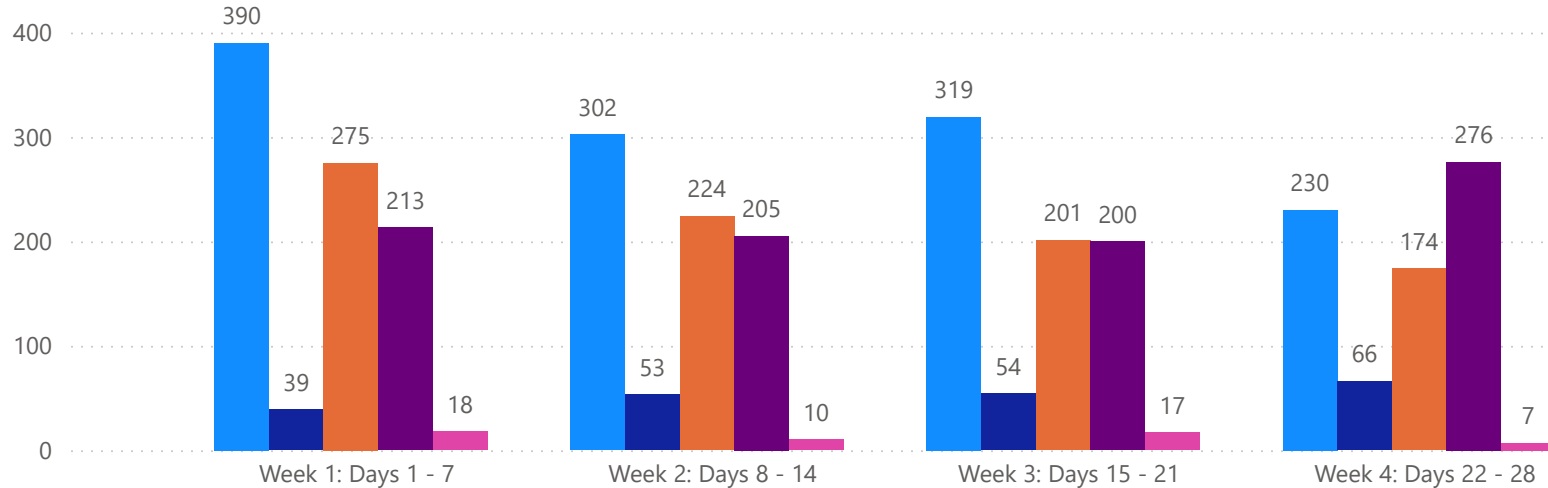


4 WEEK REAL ESTATE MARKET REPORT

PASCO COUNTY - SINGLE FAMILY HOME

6/26/2024

MLSStatus ● Active ● Canceled ● Pending ● Sold ● Temporarily Off-Market



TOTALS

MLS Status	4 Week Total
Active	1241
Canceled	212
Pending	874
Sold	894
Temporarily Off-Market	52

DAILY MARKET CHANGE

Category	Sum of Pasco
Back on the Market	16
New Listings	48
Price Decrease	115
Price Increase	13

*Back on Market can be from these sources - Pending, Temp Off Market, Cancelled and Expired Listing)

7 DAY SOLD COMPARISON

Closed Prior Year	Volume	Count
Wednesday, June 26, 2024	\$11,671,209	22
Tuesday, June 25, 2024	\$16,760,028	38
Monday, June 24, 2024	\$19,680,310	40
Sunday, June 23, 2024	\$190,000	1
Saturday, June 22, 2024	\$1,298,500	3
Friday, June 21, 2024	\$33,811,348	72
Thursday, June 20, 2024	\$16,896,069	37
Total	\$100,307,464	213

Closed Prior Year	Volume	Count
Monday, June 26, 2023	\$27,225,470	65
Sunday, June 25, 2023	\$260,000	1
Saturday, June 24, 2023	\$4,083,890	8
Friday, June 23, 2023	\$28,395,012	64
Thursday, June 22, 2023	\$15,818,051	35
Wednesday, June 21, 2023	\$12,005,165	26
Tuesday, June 20, 2023	\$18,387,985	40
Total	\$106,175,573	239

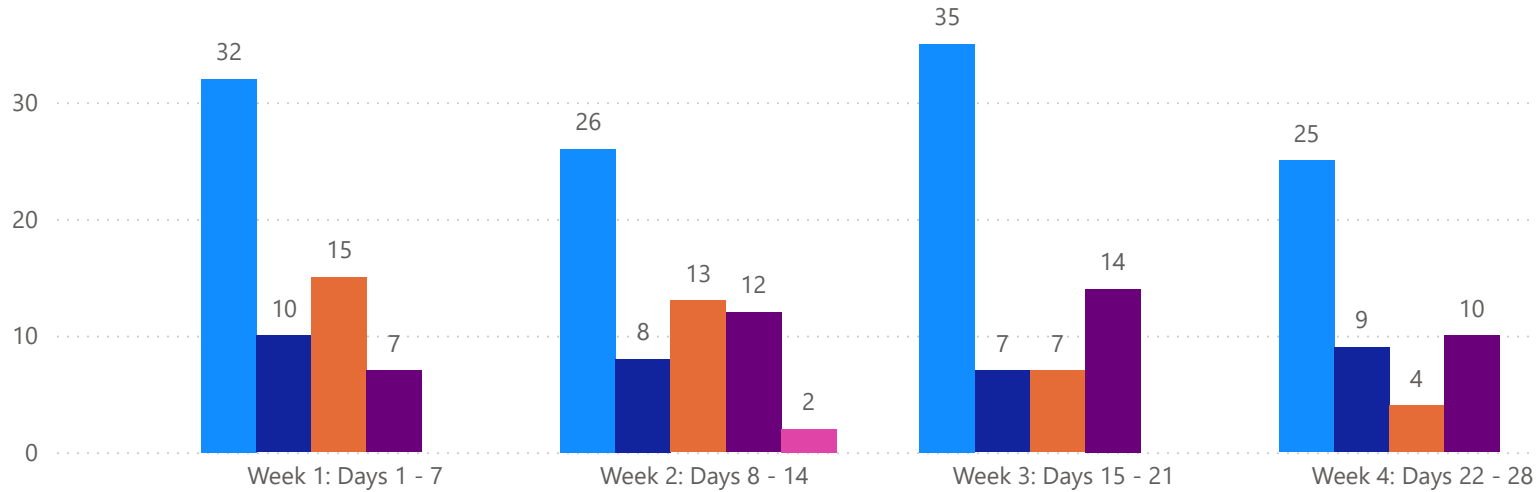


4 WEEK REAL ESTATE MARKET REPORT

PASCO COUNTY - CONDO

6/26/2024

MLS Status ● Active ● Canceled ● Pending ● Sold ● Temporarily Off-Market



TOTALS

MLS Status	4 Week Total
Active	118
Canceled	34
Pending	39
Sold	43
Temporarily Off-Market	2

DAILY MARKET CHANGE

Category	Sum of Pasco
Back on the Market	1
New Listings	4
Price Decrease	6
Price Increase	1

*Back on Market can be from these sources - Pending, Temp Off Market, Cancelled and Expired Listing)

7 DAY SOLD COMPARISON

Closed Prior Year	Volume	Count
Wednesday, June 26, 2024	\$459,000	3
Tuesday, June 25, 2024	\$144,900	1
Monday, June 24, 2024	\$512,500	3
Total	\$1,116,400	7

Closed Prior Year	Volume	Count
Monday, June 26, 2023	\$483,000	2
Saturday, June 24, 2023	\$149,700	1
Friday, June 23, 2023	\$921,800	5
Thursday, June 22, 2023	\$387,400	2
Wednesday, June 21, 2023	\$490,000	3
Tuesday, June 20, 2023	\$916,183	5
Total	\$3,348,083	18

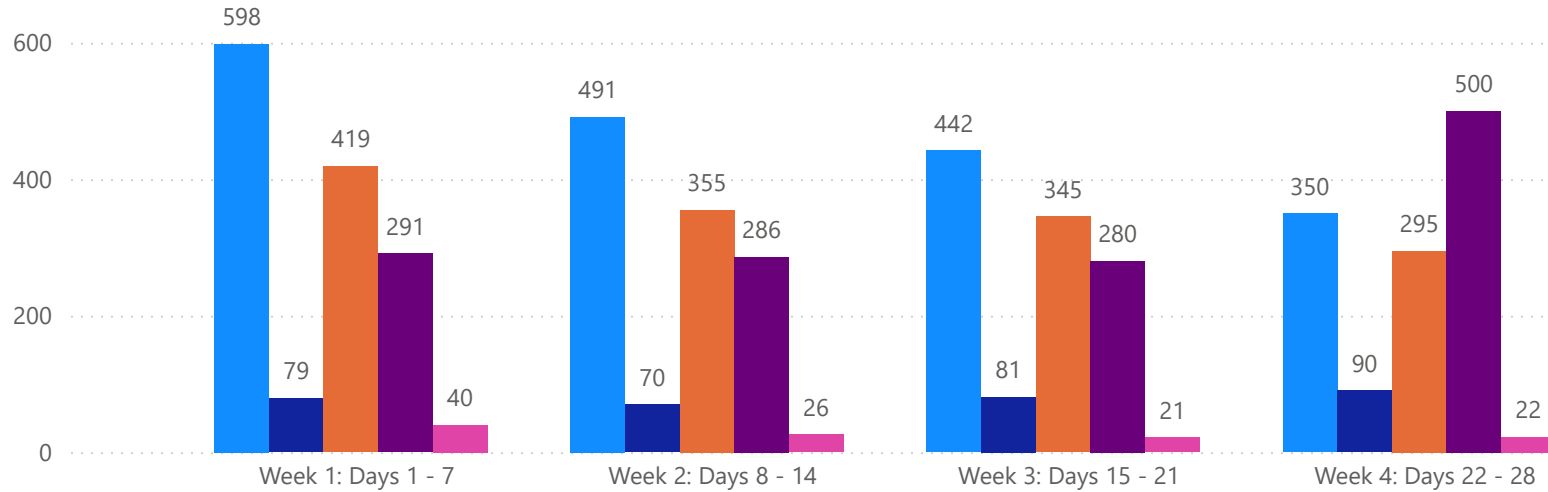


4 WEEK REAL ESTATE MARKET REPORT

HILLSBOROUGH COUNTY - SINGLE FAMILY HOME

6/26/2024

MLS Status ● Active ● Canceled ● Pending ● Sold ● Temporarily Off-Market



TOTALS

MLS Status	4 Week Total
Active	1881
Canceled	320
Pending	1414
Sold	1357
Temporarily Off-Market	109

DAILY MARKET CHANGE

Category	Sum of Hillsborough	*Back on Market can be from these sources - Pending, Temp Off Market, Cancelled and Expired Listing)
Back on the Market	31	
New Listings	61	
Price Decrease	146	
Price Increase	21	

7 DAY SOLD COMPARISON

Closed Prior Year	Volume	Count
Wednesday, June 26, 2024	\$17,976,280	30
Tuesday, June 25, 2024	\$20,387,739	41
Monday, June 24, 2024	\$24,553,565	49
Saturday, June 22, 2024	\$1,474,990	3
Friday, June 21, 2024	\$69,397,498	106
Thursday, June 20, 2024	\$44,748,985	62
Total	\$178,539,057	291

Closed Prior Year	Volume	Count
Monday, June 26, 2023	\$36,392,913	71
Saturday, June 24, 2023	\$1,424,990	3
Friday, June 23, 2023	\$65,863,265	118
Thursday, June 22, 2023	\$30,982,344	52
Wednesday, June 21, 2023	\$37,764,064	58
Tuesday, June 20, 2023	\$45,526,064	80
Total	\$217,953,640	382

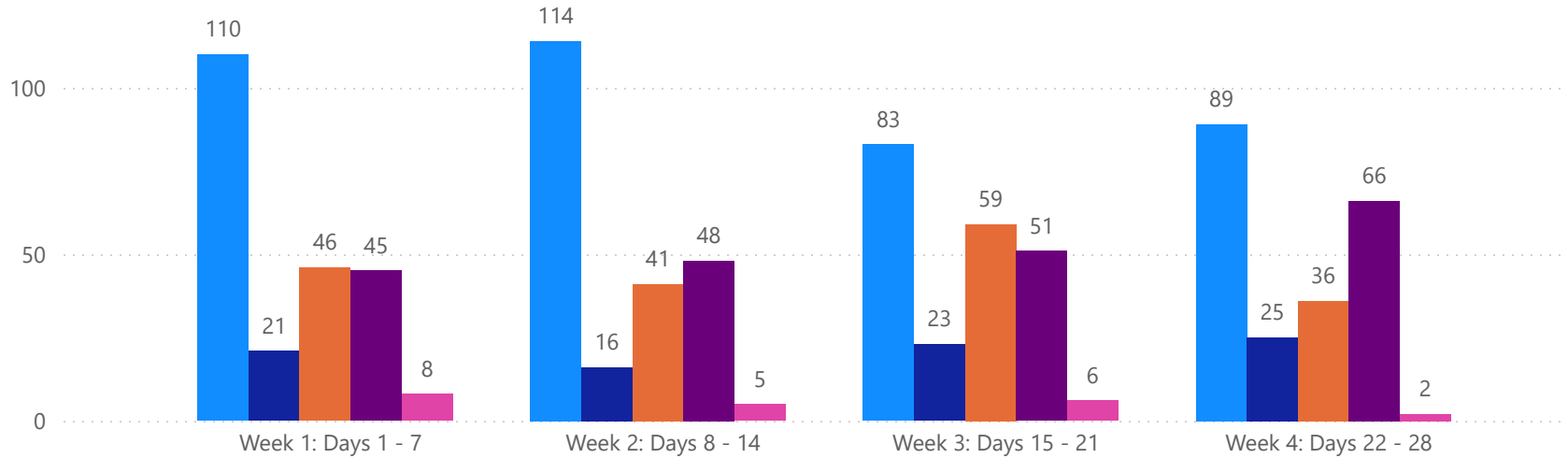


4 WEEK REAL ESTATE MARKET REPORT

HILLSBOROUGH COUNTY - CONDO

6/26/2024

MLSStatus ● Active ● Canceled ● Pending ● Sold ● Temporarily Off-Market



TOTALS

MLS Status	4 Week Total
Active	396
Canceled	85
Pending	182
Sold	210
Temporarily Off-Market	21

DAILY MARKET CHANGE

Category	Sum of Hillsborough	*Back on Market can be from these sources - Pending, Temp Off Market, Canceled and Expired Listing)
Back on the Market	3	
New Listings	11	
Price Decrease	28	
Price Increase	2	

7 DAY SOLD COMPARISON

Closed Prior Year	Volume	Count	Closed Prior Year	Volume	Count
Wednesday, June 26, 2024	\$3,699,000	6	Monday, June 26, 2023	\$4,473,750	10
Tuesday, June 25, 2024	\$3,007,000	3	Friday, June 23, 2023	\$4,235,995	11
Monday, June 24, 2024	\$1,810,500	7	Thursday, June 22, 2023	\$785,700	4
Friday, June 21, 2024	\$8,390,672	14	Wednesday, June 21, 2023	\$1,533,900	6
Thursday, June 20, 2024	\$14,867,063	15	Tuesday, June 20, 2023	\$2,531,500	8
Total	\$31,774,235	45	Total	\$13,560,845	39

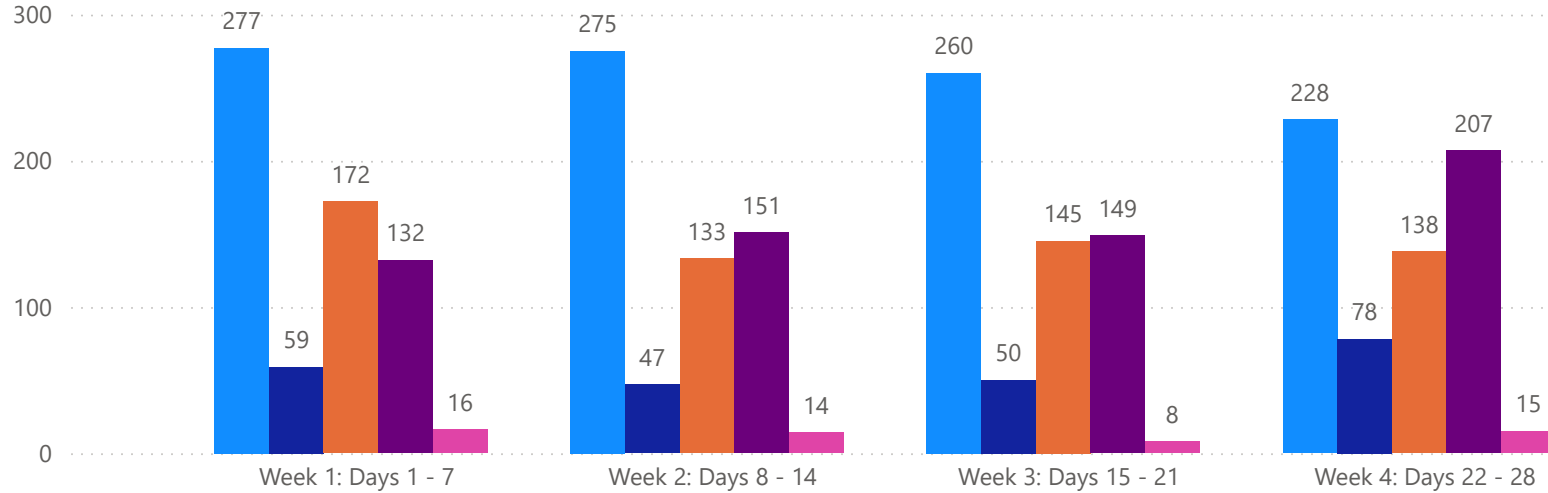


4 WEEK REAL ESTATE MARKET REPORT

SARASOTA COUNTY - SINGLE FAMILY HOME

6/26/2024

MLSStatus ● Active ● Canceled ● Pending ● Sold ● Temporarily Off-Market



TOTALS

MLS Status	4 Week Total
Active	1040
Canceled	234
Pending	588
Sold	639
Temporarily Off-Market	53

DAILY MARKET CHANGE

Category	Sum of Sarasota
Back on the Market	6
New Listings	31
Price Decrease	78
Price Increase	1

*Back on Market can be from these sources - Pending, Temp Off Market, Cancelled and Expired Listing)

7 DAY SOLD COMPARISON

Closed Prior Year	Volume	Count
Wednesday, June 26, 2024	\$10,238,000	21
Tuesday, June 25, 2024	\$10,126,487	17
Monday, June 24, 2024	\$18,554,977	30
Saturday, June 22, 2024	\$1,105,000	2
Friday, June 21, 2024	\$17,873,501	38
Thursday, June 20, 2024	\$14,327,174	24
Total	\$72,225,139	132

Closed Prior Year	Volume	Count
Monday, June 26, 2023	\$28,616,235	31
Saturday, June 24, 2023	\$648,000	2
Friday, June 23, 2023	\$30,488,923	49
Thursday, June 22, 2023	\$14,766,880	25
Wednesday, June 21, 2023	\$21,746,535	30
Tuesday, June 20, 2023	\$22,603,235	32
Total	\$118,869,808	169

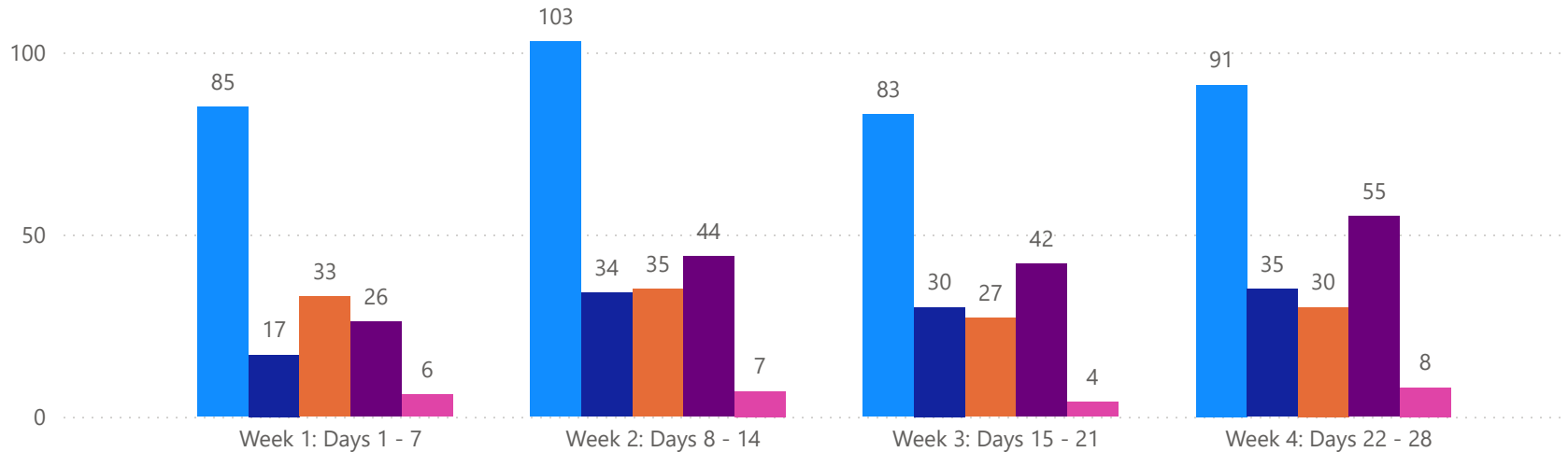


4 WEEK REAL ESTATE MARKET REPORT

SARASOTA COUNTY - CONDO

6/26/2024

MLS Status ● Active ● Canceled ● Pending ● Sold ● Temporarily Off-Market



TOTALS

MLS Status	4 Week Total
Active	362
Canceled	116
Pending	125
Sold	167
Temporarily Off-Market	25

DAILY MARKET CHANGE

Category	Sum of Sarasota
Back on the Market	5
New Listings	4
Price Decrease	22
Price Increase	1

*Back on Market can be from these sources - Pending, Temp Off Market, Cancelled and Expired Listing)

7 DAY SOLD COMPARISON

Closed Prior Year	Volume	Count
Wednesday, June 26, 2024	\$2,935,000	3
Tuesday, June 25, 2024	\$2,731,500	3
Monday, June 24, 2024	\$6,979,000	7
Saturday, June 22, 2024	\$599,000	1
Friday, June 21, 2024	\$3,862,000	8
Thursday, June 20, 2024	\$2,297,000	4
Total	\$19,403,500	26

Closed Prior Year	Volume	Count
Monday, June 26, 2023	\$20,337,400	16
Friday, June 23, 2023	\$6,116,900	12
Thursday, June 22, 2023	\$5,096,500	7
Wednesday, June 21, 2023	\$3,539,000	6
Tuesday, June 20, 2023	\$5,055,500	9
Total	\$40,145,300	50

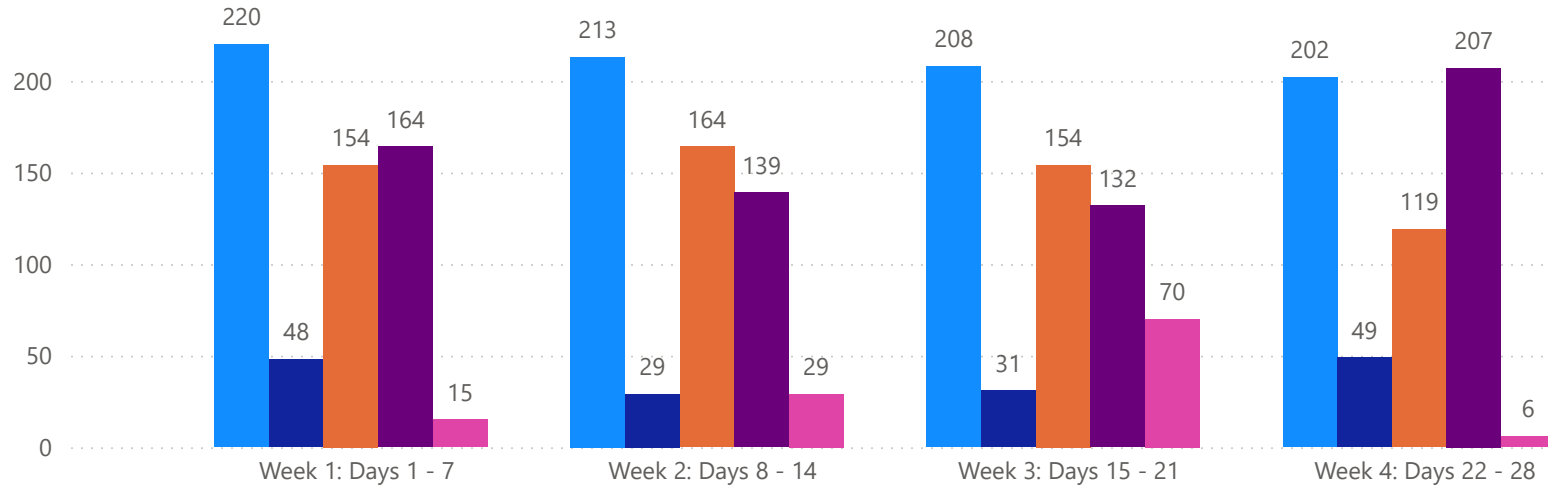


4 WEEK REAL ESTATE MARKET REPORT

MANATEE COUNTY - SINGLE FAMILY HOME

6/26/2024

MLSStatus ● Active ● Canceled ● Pending ● Sold ● Temporarily Off-Market



TOTALS

MLS Status	4 Week Total
Active	843
Canceled	157
Pending	591
Sold	642
Temporarily Off-Market	120

DAILY MARKET CHANGE

Category	Sum of Manatee
Back on the Market	7
New Listings	39
Price Decrease	77
Price Increase	4

*Back on Market can be from these sources - Pending, Temp Off Market, Cancelled and Expired Listing)

7 DAY SOLD COMPARISON

Closed Prior Year	Volume	Count
Wednesday, June 26, 2024	\$10,977,915	16
Tuesday, June 25, 2024	\$16,275,289	30
Monday, June 24, 2024	\$23,349,349	33
Saturday, June 22, 2024	\$393,540	1
Friday, June 21, 2024	\$38,147,119	50
Thursday, June 20, 2024	\$28,988,228	34
Total	\$118,131,440	164

Closed Prior Year	Volume	Count
Monday, June 26, 2023	\$25,062,892	36
Sunday, June 25, 2023	\$849,000	1
Saturday, June 24, 2023	\$10,259,790	20
Friday, June 23, 2023	\$34,376,087	42
Thursday, June 22, 2023	\$17,754,231	26
Wednesday, June 21, 2023	\$18,785,141	21
Tuesday, June 20, 2023	\$22,880,758	35
Total	\$129,967,899	181

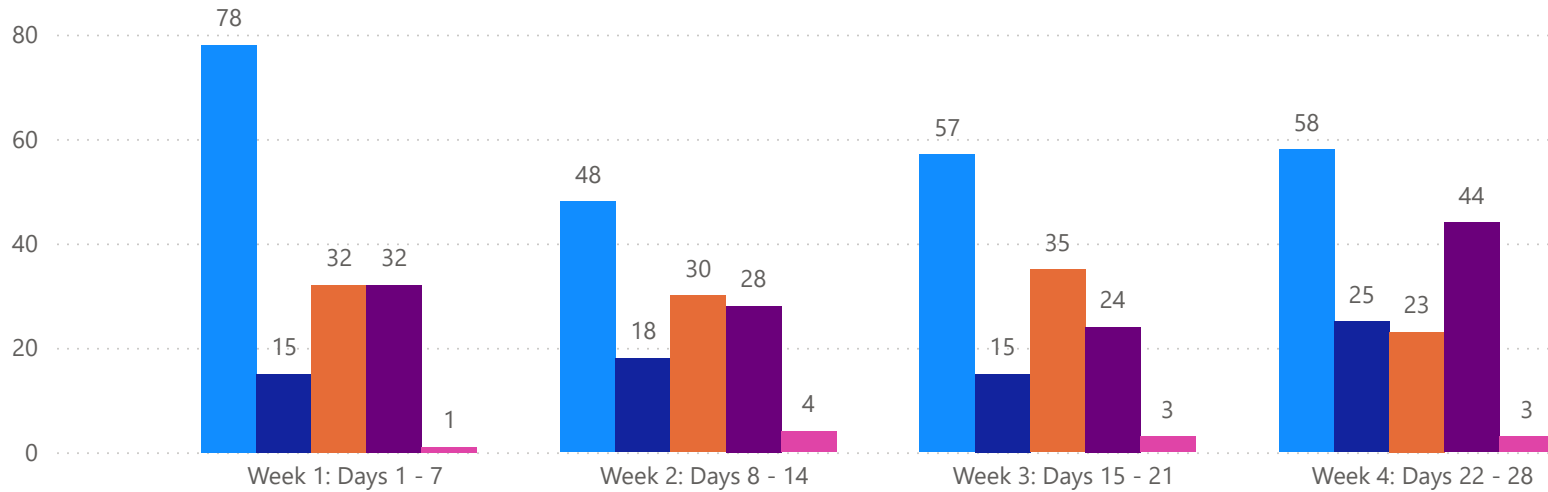


4 WEEK REAL ESTATE MARKET REPORT

MANATEE COUNTY - CONDO

6/26/2024

MLSStatus ● Active ● Canceled ● Pending ● Sold ● Temporarily Off-Market



TOTALS

MLS Status	4 Week Total
Active	241
Canceled	73
Pending	120
Sold	128
Temporarily Off-Market	11

DAILY MARKET CHANGE

Category	Sum of Manatee
Back on the Market	1
New Listings	4
Price Decrease	11
Price Increase	0

*Back on Market can be from these sources - Pending, Temp Off Market, Cancelled and Expired Listing)

7 DAY SOLD COMPARISON

Closed Prior Year	Volume	Count	Closed Prior Year	Volume	Count
Wednesday, June 26, 2024	\$1,135,000	4	Monday, June 26, 2023	\$1,301,400	3
Tuesday, June 25, 2024	\$1,908,875	4	Friday, June 23, 2023	\$2,411,000	5
Monday, June 24, 2024	\$1,413,000	3	Thursday, June 22, 2023	\$1,384,990	4
Saturday, June 22, 2024	\$282,000	1	Wednesday, June 21, 2023	\$604,500	2
Friday, June 21, 2024	\$6,451,900	13	Tuesday, June 20, 2023	\$3,438,000	8
Thursday, June 20, 2024	\$1,946,500	7	Total	\$9,139,890	22
Total	\$13,137,275	32			

