



4 WEEK REAL ESTATE MARKET REPORT

Thursday, June 27, 2024

As of: Friday, June 28, 2024

- 1 Report Breakdown
- 2 Cumulative Tampa Bay Report - Single Family Home
- 3 Cumulative Tampa Bay Report - Condominium
- 4 Pinellas County - Single Family Home
- 5 Pinellas County - Condominium
- 6 Pasco County - Single Family Home
- 7 Pasco County - Condominium
- 8 Hillsborough County - Single Family Home
- 9 Hillsborough County - Condominium
- 10 Sarasota County - Single Family Home
- 11 Sarasota County - Condominium
- 12 Manatee County - Single Family Home
- 13 Manatee County - Condominium

4 WEEK REAL ESTATE MARKET REPORT

REPORT BREAKDOWN

Thursday, June 27, 2024

as of: 6/28/2024



Day 1	Thursday, June 27, 2024
Day 2	Wednesday, June 26, 2024
Day 3	Tuesday, June 25, 2024
Day 4	Monday, June 24, 2024
Day 5	Sunday, June 23, 2024
Day 6	Saturday, June 22, 2024
Day 7	Friday, June 21, 2024
Day 8	Thursday, June 20, 2024
Day 9	Wednesday, June 19, 2024
Day 10	Tuesday, June 18, 2024
Day 11	Monday, June 17, 2024
Day 12	Sunday, June 16, 2024
Day 13	Saturday, June 15, 2024
Day 14	Friday, June 14, 2024
Day 15	Thursday, June 13, 2024
Day 16	Wednesday, June 12, 2024
Day 17	Tuesday, June 11, 2024
Day 18	Monday, June 10, 2024
Day 19	Sunday, June 9, 2024
Day 20	Saturday, June 8, 2024
Day 21	Friday, June 7, 2024
Day 22	Thursday, June 6, 2024
Day 23	Wednesday, June 5, 2024
Day 24	Tuesday, June 4, 2024
Day 25	Monday, June 3, 2024
Day 26	Sunday, June 2, 2024
Day 27	Saturday, June 1, 2024
Day 28	Friday, May 31, 2024

REPORT BREAKDOWN

GRAPH:

Active - Newly listed during the date range

Pending - Status changed to 'pending' during the date range

Sold - Closed during the date range

Canceled - Canceled during the date range

Temp off Market - Status changed to 'temp' off market' during the date range

The date ranges are not cumulative.

Day 1: Thursday, June 27, 2024

Day 28: Friday, May 31, 2024

TOTALS:

4 Weeks: The summation of each date range (Day 1 - Day 28)

Market Changes

Day 1's New Listings, Price Increase, Price Decreases and Back on Market

Manatee County - Single Family Home

7 Day Sold Comparison

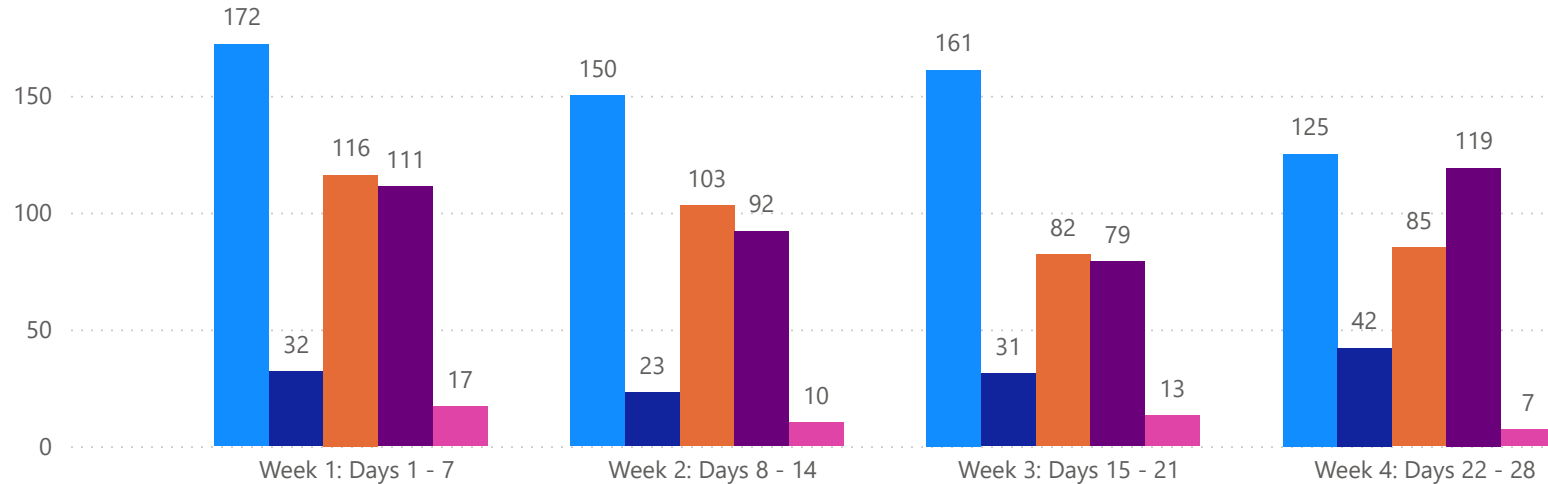
Compares the sold amount and volume in the last 7 days against the same timeframe in the prior year and days 8 - days 14.

4 WEEK REAL ESTATE MARKET REPORT

TAMPA BAY - SINGLE FAMILY HOME

6/27/2024

MLS Status ● Active ● Canceled ● Pending ● Sold ● Temporarily Off-Market



TOTALS

MLS Status	4 Week Total
Active	608
Canceled	128
Pending	386
Sold	401
Temporarily Off-Market	47

DAILY MARKET CHANGE

Category	Sum of Total	
Back on the Market	102	*Back on Market can be from these sources - Pending, Temp Off Market, Cancelled and Expired Listing)
New Listings	332	
Price Decrease	447	
Price Increase	42	

7 DAY SOLD COMPARISON

Closed Prior Year	Volume	Count
Thursday, June 27, 2024	\$6,236,020	12
Wednesday, June 26, 2024	\$9,249,429	19
Tuesday, June 25, 2024	\$12,457,611	22
Monday, June 24, 2024	\$9,773,080	18
Sunday, June 23, 2024	\$190,000	1
Friday, June 21, 2024	\$27,824,313	39
Total	\$65,730,453	111

Closed Prior Year	Volume	Count
Tuesday, June 27, 2023	\$18,889,122	15
Monday, June 26, 2023	\$20,762,281	34
Sunday, June 25, 2023	\$849,000	1
Saturday, June 24, 2023	\$1,982,815	3
Friday, June 23, 2023	\$21,797,185	32
Thursday, June 22, 2023	\$11,002,786	21
Wednesday, June 21, 2023	\$9,048,789	13
Total	\$84,331,978	119

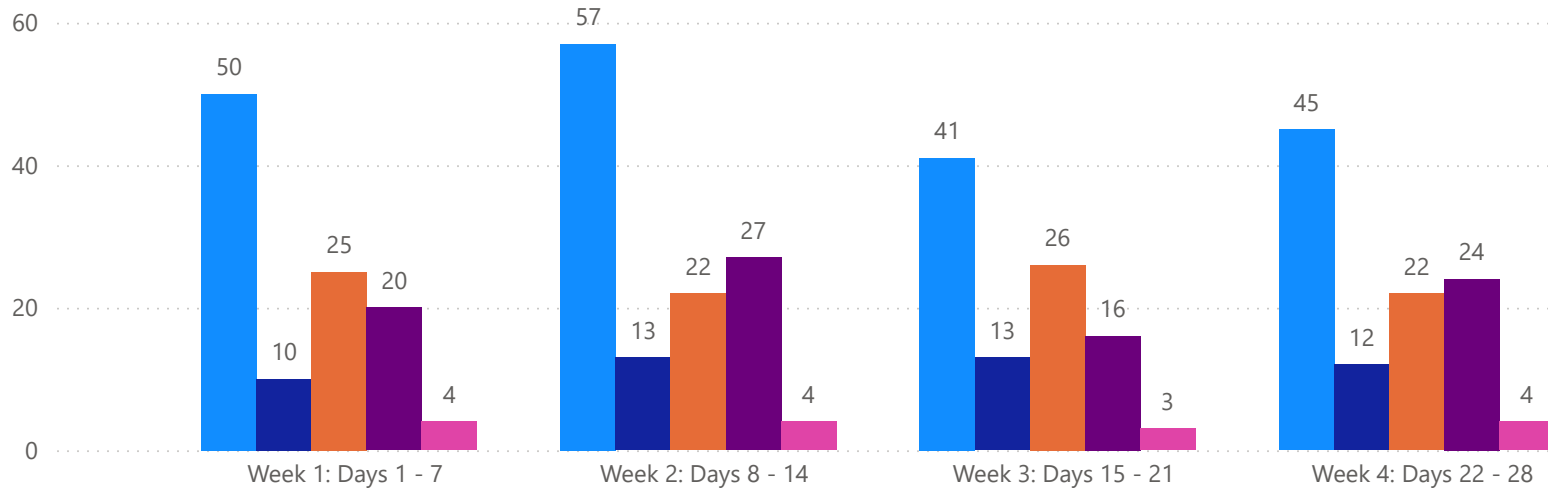


4 WEEK REAL ESTATE MARKET REPORT

TAMPA BAY - CONDO

6/27/2024

MLSStatus ● Active ● Canceled ● Pending ● Sold ● Temporarily Off-Market



TOTALS

MLS Status	4 Week Total
Active	193
Canceled	48
Pending	95
Sold	87
Temporarily Off-Market	15

DAILY MARKET CHANGE

Category	Sum of Total	
Back on the Market	16	*Back on Market can be from these sources - Pending, Temp Off Market, Cancelled and Expired Listing)
New Listings	69	
Price Decrease	95	
Price Increase	8	

7 DAY SOLD COMPARISON

Closed Prior Year	Volume	Count	Closed Prior Year	Volume	Count
Wednesday, June 26, 2024	\$3,259,000	2	Monday, June 26, 2023	\$3,466,800	5
Monday, June 24, 2024	\$3,246,952	4	Friday, June 23, 2023	\$1,263,500	6
Saturday, June 22, 2024	\$125,000	1	Thursday, June 22, 2023	\$917,400	4
Friday, June 21, 2024	\$10,084,172	13	Wednesday, June 21, 2023	\$814,500	4
Total	\$16,715,124	20	Total	\$6,462,200	19

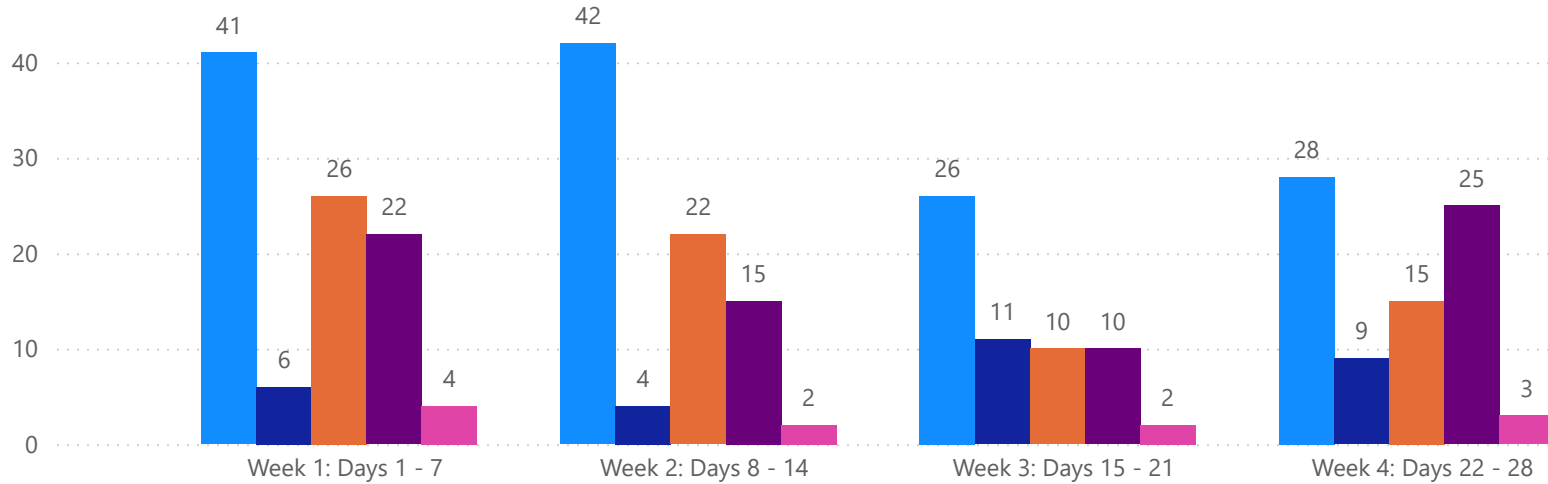


4 WEEK REAL ESTATE MARKET REPORT

PINELLAS COUNTY - SINGLE FAMILY HOME

6/27/2024

MLSStatus ● Active ● Canceled ● Pending ● Sold ● Temporarily Off-Market



TOTALS

MLS Status	4 Week Total
Active	137
Canceled	30
Pending	73
Sold	72
Temporarily Off-Market	11

DAILY MARKET CHANGE

Category	Sum of Pinellas
Back on the Market	24
New Listings	63
Price Decrease	98
Price Increase	3

*Back on Market can be from these sources - Pending, Temp Off Market, Cancelled and Expired Listing)

7 DAY SOLD COMPARISON

Closed Prior Year	Volume	Count	Closed Prior Year	Volume	Count
Thursday, June 27, 2024	\$1,439,000	2	Tuesday, June 27, 2023	\$2,912,000	5
Wednesday, June 26, 2024	\$1,532,500	4	Monday, June 26, 2023	\$3,442,000	8
Tuesday, June 25, 2024	\$2,760,000	2	Friday, June 23, 2023	\$2,860,000	2
Monday, June 24, 2024	\$4,091,000	5	Thursday, June 22, 2023	\$475,000	1
Friday, June 21, 2024	\$6,259,900	9	Wednesday, June 21, 2023	\$1,670,000	3
Total	\$16,082,400	22	Total	\$11,359,000	19

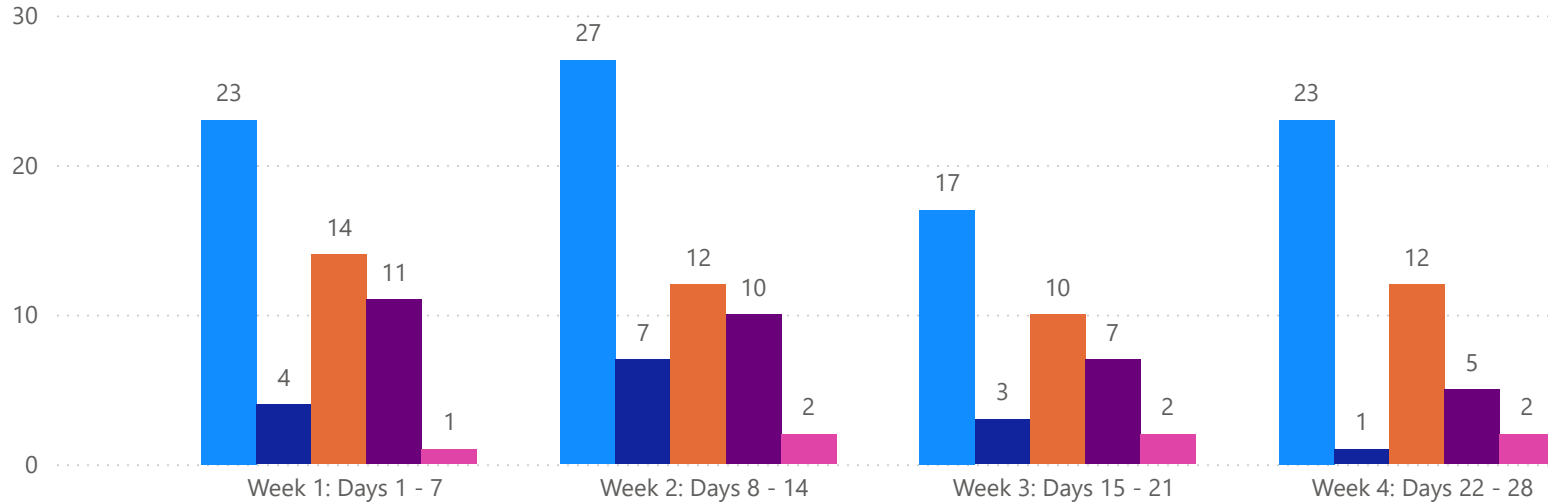


4 WEEK REAL ESTATE MARKET REPORT

PINELLAS COUNTY - CONDO

6/27/2024

MLSStatus ● Active ● Canceled ● Pending ● Sold ● Temporarily Off-Market



TOTALS

MLS Status	4 Week Total
Active	90
Canceled	15
Pending	48
Sold	33
Temporarily Off-Market	7

DAILY MARKET CHANGE

Category	Sum of Pinellas
Back on the Market	8
New Listings	30
Price Decrease	44
Price Increase	2

*Back on Market can be from these sources - Pending, Temp Off Market, Cancelled and Expired Listing)

7 DAY SOLD COMPARISON

Closed Prior Year	Volume	Count
Monday, June 24, 2024	\$346,952	2
Saturday, June 22, 2024	\$125,000	1
Friday, June 21, 2024	\$3,701,900	8
Total	\$4,173,852	11

Closed Prior Year	Volume	Count
Friday, June 23, 2023	\$1,078,500	5
Thursday, June 22, 2023	\$215,000	1
Wednesday, June 21, 2023	\$594,500	3
Total	\$1,888,000	9

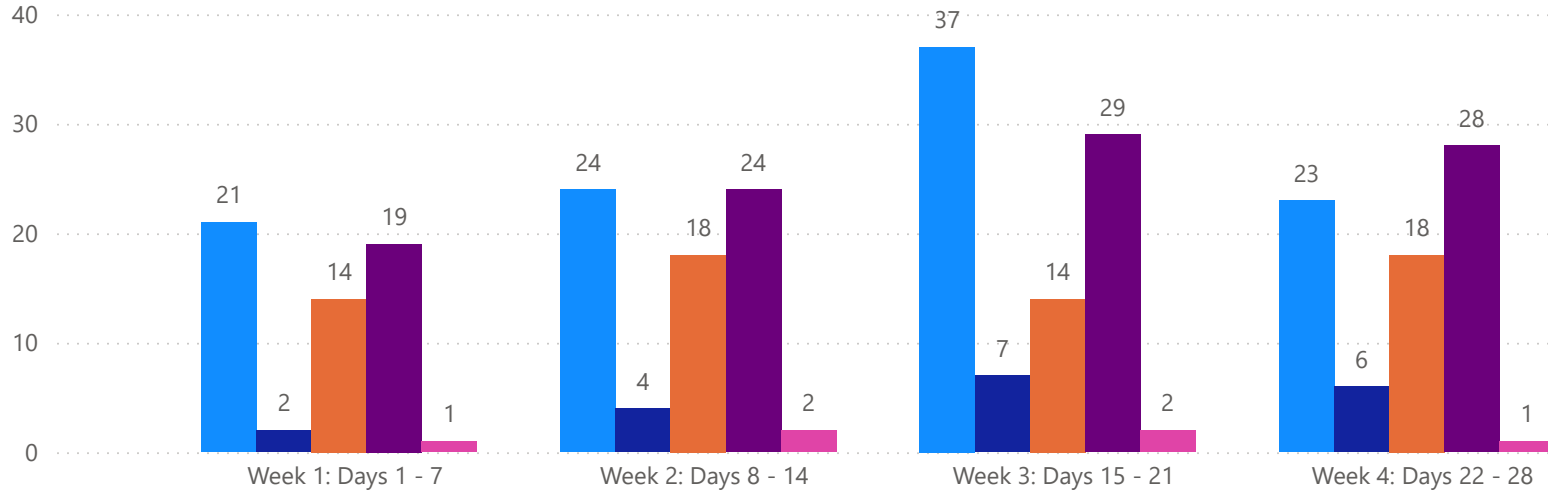


4 WEEK REAL ESTATE MARKET REPORT

PASCO COUNTY - SINGLE FAMILY HOME

6/27/2024

MLSStatus ● Active ● Canceled ● Pending ● Sold ● Temporarily Off-Market



TOTALS

MLS Status	4 Week Total
Active	105
Canceled	19
Pending	64
Sold	100
Temporarily Off-Market	6

DAILY MARKET CHANGE

Category	Sum of Pasco
Back on the Market	9
New Listings	86
Price Decrease	105
Price Increase	4

*Back on Market can be from these sources - Pending, Temp Off Market, Cancelled and Expired Listing)

7 DAY SOLD COMPARISON

Closed Prior Year	Volume	Count
Thursday, June 27, 2024	\$749,015	2
Wednesday, June 26, 2024	\$1,625,520	4
Tuesday, June 25, 2024	\$888,490	2
Monday, June 24, 2024	\$649,890	2
Sunday, June 23, 2024	\$190,000	1
Friday, June 21, 2024	\$4,412,960	8
Total	\$8,515,875	19

Closed Prior Year	Volume	Count
Tuesday, June 27, 2023	\$704,900	2
Monday, June 26, 2023	\$1,877,990	5
Saturday, June 24, 2023	\$949,900	1
Friday, June 23, 2023	\$3,909,505	9
Thursday, June 22, 2023	\$2,208,125	5
Total	\$9,650,420	22

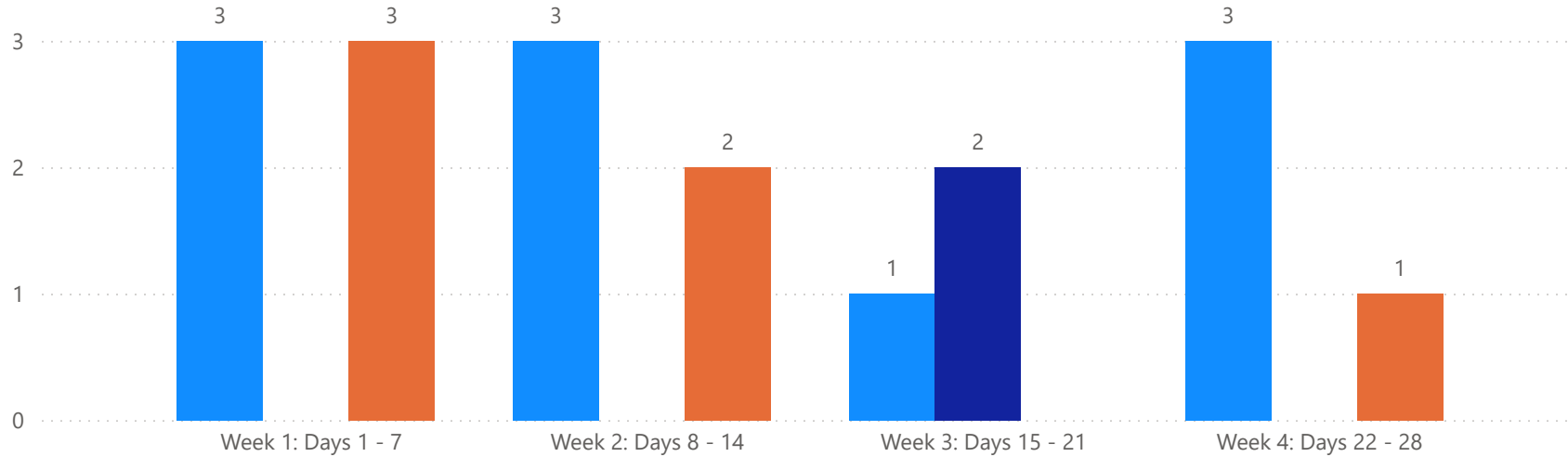


4 WEEK REAL ESTATE MARKET REPORT

PASCO COUNTY - CONDO

6/27/2024

MLSStatus ● Active ● Canceled ● Pending



TOTALS

MLS Status	4 Week Total
Active	10
Canceled	2
Pending	6

DAILY MARKET CHANGE

Category	Sum of Pasco
Back on the Market	2
New Listings	9
Price Decrease	3
Price Increase	0

*Back on Market can be from these sources - Pending, Temp Off Market, Cancelled and Expired Listing)

7 DAY SOLD COMPARISON

Closed Prior Year	Volume	Count
Total		

Closed Prior Year	Volume	Count
Thursday, June 22, 2023	\$387,400	2
Total	\$387,400	2

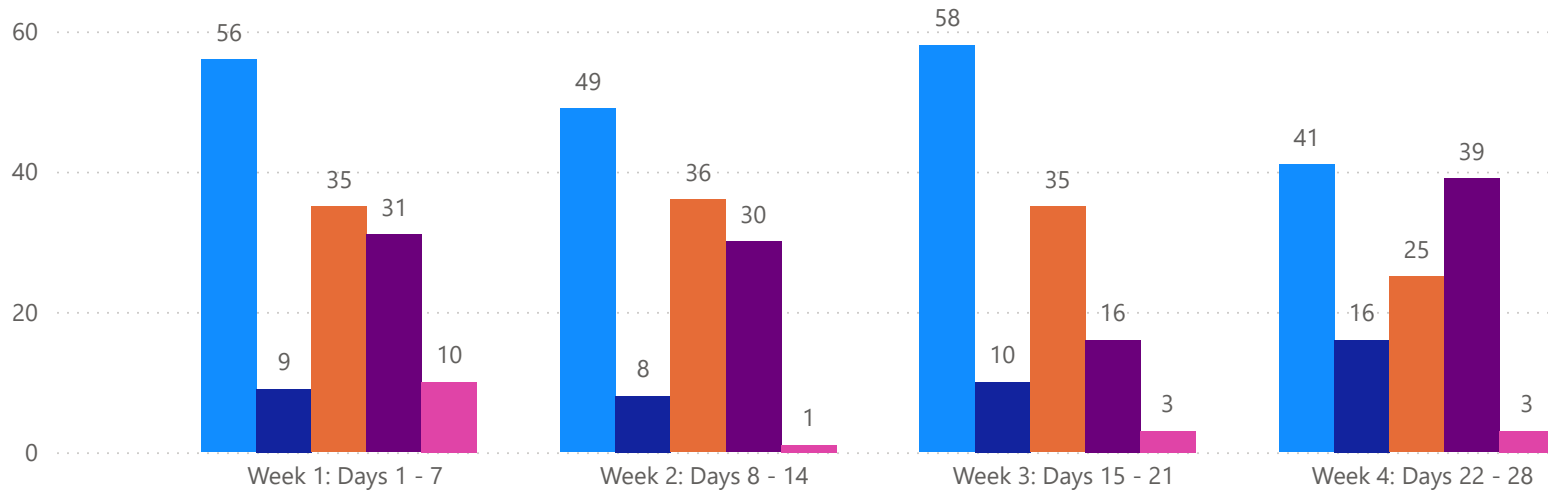


4 WEEK REAL ESTATE MARKET REPORT

HILLSBOROUGH COUNTY - SINGLE FAMILY HOME

6/27/2024

MLS Status ● Active ● Canceled ● Pending ● Sold ● Temporarily Off-Market



TOTALS

MLS Status	4 Week Total
Active	204
Canceled	43
Pending	131
Sold	116
Temporarily Off-Market	17

DAILY MARKET CHANGE

Category	Sum of Hillsborough	*Back on Market can be from these sources - Pending, Temp Off Market, Cancelled and Expired Listing)
Back on the Market	27	
New Listings	109	
Price Decrease	112	
Price Increase	29	

7 DAY SOLD COMPARISON

Closed Prior Year	Volume	Count	Closed Prior Year	Volume	Count
Thursday, June 27, 2024	\$2,478,005	5	Tuesday, June 27, 2023	\$14,422,980	7
Wednesday, June 26, 2024	\$2,852,410	5	Monday, June 26, 2023	\$6,809,056	10
Tuesday, June 25, 2024	\$3,450,251	7	Friday, June 23, 2023	\$6,208,160	11
Monday, June 24, 2024	\$2,533,510	5	Thursday, June 22, 2023	\$3,312,411	7
Friday, June 21, 2024	\$6,461,925	9	Wednesday, June 21, 2023	\$4,326,000	5
Total	\$17,776,101	31	Total	\$35,078,607	40

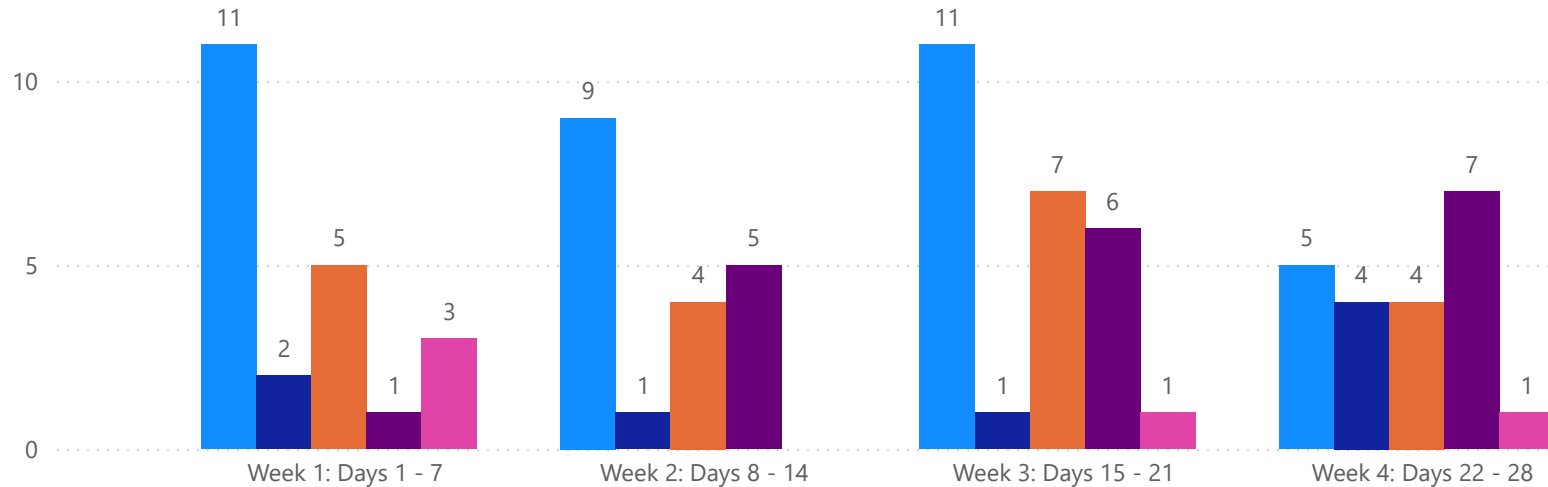


4 WEEK REAL ESTATE MARKET REPORT

HILLSBOROUGH COUNTY - CONDO

6/27/2024

MLSStatus ● Active ● Canceled ● Pending ● Sold ● Temporarily Off-Market



TOTALS

MLS Status	4 Week Total
Active	36
Canceled	8
Pending	20
Sold	19
Temporarily Off-Market	5

DAILY MARKET CHANGE

Category	Sum of Hillsborough	*Back on Market can be from these sources - Pending, Temp Off Market, Canceled and Expired Listing)
Back on the Market	1	
New Listings	11	
Price Decrease	23	
Price Increase	1	

7 DAY SOLD COMPARISON

Closed Prior Year	Volume	Count
Friday, June 21, 2024	\$3,099,772	1
Total	\$3,099,772	1

Closed Prior Year	Volume	Count
Monday, June 26, 2023	\$1,113,400	2
Friday, June 23, 2023	\$185,000	1
Wednesday, June 21, 2023	\$220,000	1
Total	\$1,518,400	4

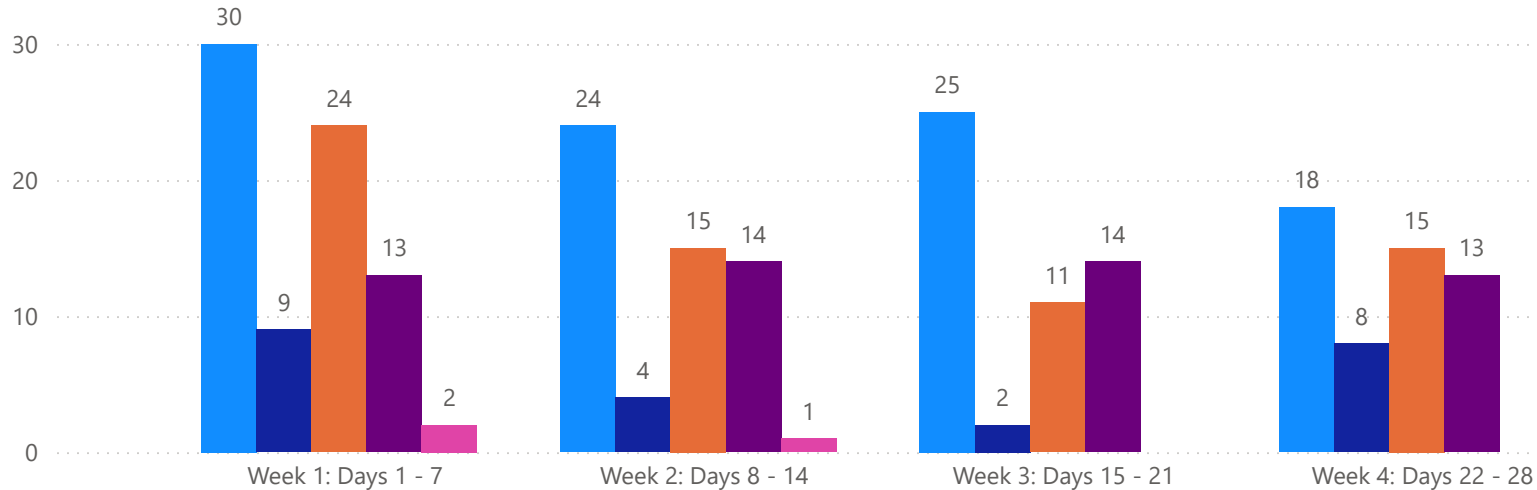


4 WEEK REAL ESTATE MARKET REPORT

SARASOTA COUNTY - SINGLE FAMILY HOME

6/27/2024

MLSStatus ● Active ● Canceled ● Pending ● Sold ● Temporarily Off-Market



TOTALS

MLS Status	4 Week Total
Active	97
Canceled	23
Pending	65
Sold	54
Temporarily Off-Market	3

DAILY MARKET CHANGE

Category	Sum of Sarasota
Back on the Market	9
New Listings	32
Price Decrease	65
Price Increase	2

*Back on Market can be from these sources - Pending, Temp Off Market, Cancelled and Expired Listing)

7 DAY SOLD COMPARISON

Closed Prior Year	Volume	Count
Thursday, June 27, 2024	\$745,000	2
Wednesday, June 26, 2024	\$819,999	2
Tuesday, June 25, 2024	\$1,135,000	3
Monday, June 24, 2024	\$389,000	1
Friday, June 21, 2024	\$2,264,548	5
Total	\$5,353,547	13

Closed Prior Year	Volume	Count
Monday, June 26, 2023	\$6,250,345	7
Saturday, June 24, 2023	\$400,000	1
Friday, June 23, 2023	\$2,549,900	3
Thursday, June 22, 2023	\$2,388,000	4
Wednesday, June 21, 2023	\$1,242,000	3
Total	\$12,830,245	18

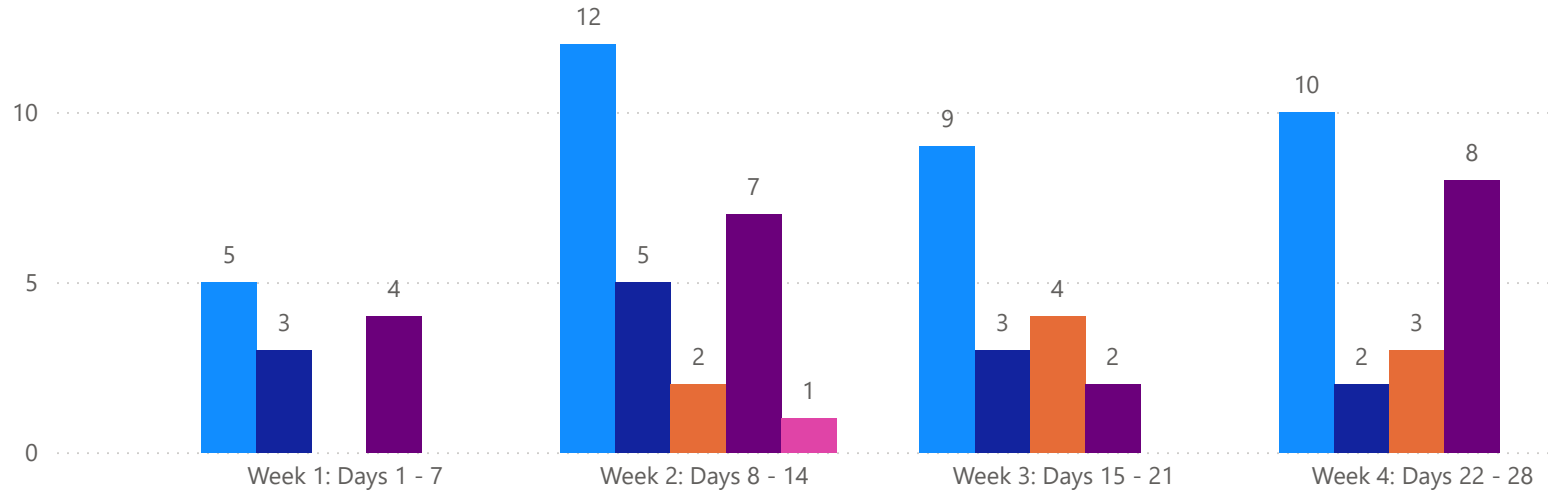


4 WEEK REAL ESTATE MARKET REPORT

SARASOTA COUNTY - CONDO

6/27/2024

MLS Status ● Active ● Canceled ● Pending ● Sold ● Temporarily Off-Market



TOTALS

MLS Status	4 Week Total
Active	36
Canceled	13
Pending	9
Sold	21
Temporarily Off-Market	1

DAILY MARKET CHANGE

Category	Sum of Sarasota
Back on the Market	2
New Listings	6
Price Decrease	8
Price Increase	1

*Back on Market can be from these sources - Pending, Temp Off Market, Cancelled and Expired Listing)

7 DAY SOLD COMPARISON

Closed Prior Year	Volume	Count	Closed Prior Year	Volume	Count
Wednesday, June 26, 2024	\$2,800,000	1	Monday, June 26, 2023	\$2,067,000	2
Monday, June 24, 2024	\$2,900,000	2	Total	\$2,067,000	2
Friday, June 21, 2024	\$750,000	1			
Total	\$6,450,000	4			

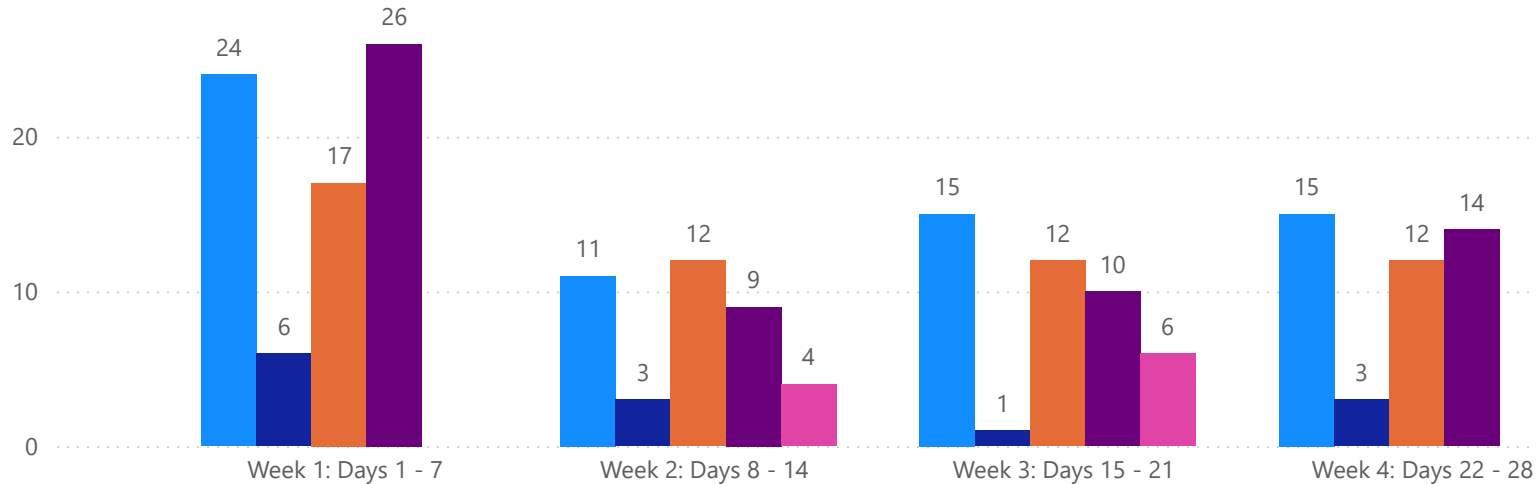


4 WEEK REAL ESTATE MARKET REPORT

MANATEE COUNTY - SINGLE FAMILY HOME

6/27/2024

MLSStatus ● Active ● Canceled ● Pending ● Sold ● Temporarily Off-Market



TOTALS

MLS Status	4 Week Total
Active	65
Canceled	13
Pending	53
Sold	59
Temporarily Off-Market	10

DAILY MARKET CHANGE

Category	Sum of Manatee
Back on the Market	33
New Listings	42
Price Decrease	67
Price Increase	4

*Back on Market can be from these sources - Pending, Temp Off Market, Cancelled and Expired Listing)

7 DAY SOLD COMPARISON

Closed Prior Year	Volume	Count	Closed Prior Year	Volume	Count
Thursday, June 27, 2024	\$825,000	1	Tuesday, June 27, 2023	\$849,242	1
Wednesday, June 26, 2024	\$2,419,000	4	Monday, June 26, 2023	\$2,382,890	4
Tuesday, June 25, 2024	\$4,223,870	8	Sunday, June 25, 2023	\$849,000	1
Monday, June 24, 2024	\$2,109,680	5	Saturday, June 24, 2023	\$632,915	1
Friday, June 21, 2024	\$8,424,980	8	Friday, June 23, 2023	\$6,269,620	7
Total	\$18,002,530	26	Thursday, June 22, 2023	\$2,619,250	4
			Wednesday, June 21, 2023	\$1,810,789	2
			Total	\$15,413,706	20

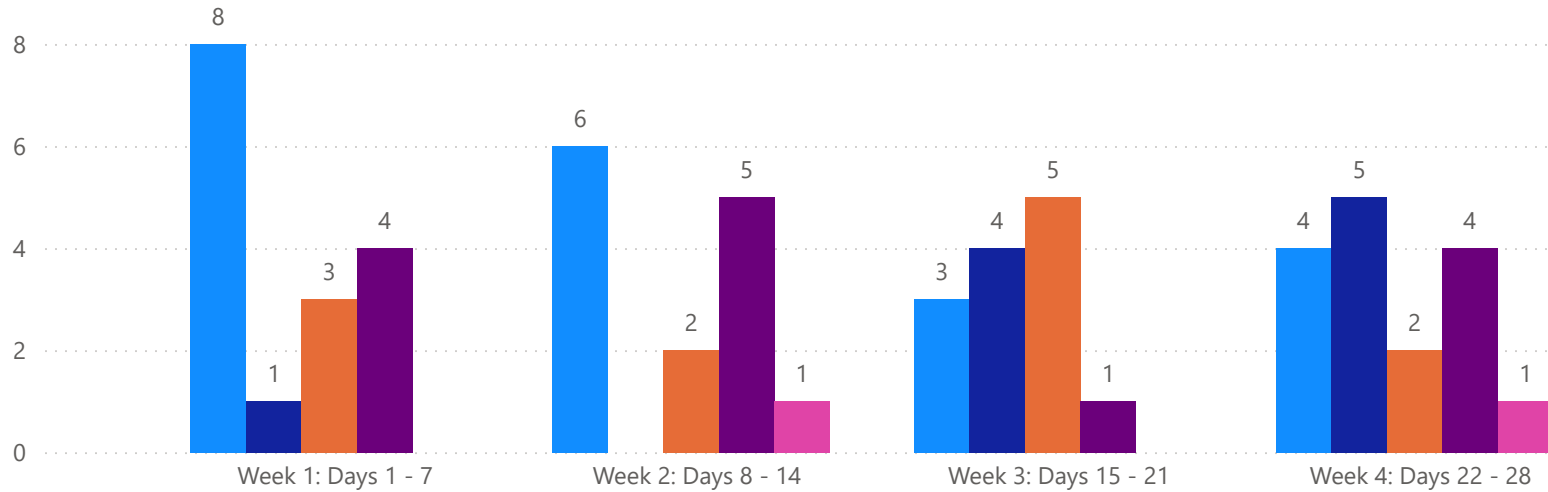


4 WEEK REAL ESTATE MARKET REPORT

MANATEE COUNTY - CONDO

6/27/2024

MLSStatus ● Active ● Canceled ● Pending ● Sold ● Temporarily Off-Market



TOTALS

MLS Status	4 Week Total
Active	21
Canceled	10
Pending	12
Sold	14
Temporarily Off-Market	2

DAILY MARKET CHANGE

Category	Sum of Manatee
Back on the Market	3
New Listings	13
Price Decrease	17
Price Increase	4

*Back on Market can be from these sources - Pending, Temp Off Market, Cancelled and Expired Listing)

7 DAY SOLD COMPARISON

Closed Prior Year	Volume	Count	Closed Prior Year	Volume	Count
Wednesday, June 26, 2024	\$459,000	1	Monday, June 26, 2023	\$286,400	1
Friday, June 21, 2024	\$2,532,500	3	Thursday, June 22, 2023	\$315,000	1
Total	\$2,991,500	4	Total	\$601,400	2

