



4 WEEK REAL ESTATE MARKET REPORT

Friday, June 28, 2024

As of: Saturday, June 29, 2024

- 1 Report Breakdown
- 2 Cumulative Tampa Bay Report - Single Family Home
- 3 Cumulative Tampa Bay Report - Condominium
- 4 Pinellas County - Single Family Home
- 5 Pinellas County - Condominium
- 6 Pasco County - Single Family Home
- 7 Pasco County - Condominium
- 8 Hillsborough County - Single Family Home
- 9 Hillsborough County - Condominium
- 10 Sarasota County - Single Family Home
- 11 Sarasota County - Condominium
- 12 Manatee County - Single Family Home
- 13 Manatee County - Condominium

4 WEEK REAL ESTATE MARKET REPORT

REPORT BREAKDOWN

Friday, June 28, 2024

as of: 6/29/2024



Day 1	Friday, June 28, 2024
Day 2	Thursday, June 27, 2024
Day 3	Wednesday, June 26, 2024
Day 4	Tuesday, June 25, 2024
Day 5	Monday, June 24, 2024
Day 6	Sunday, June 23, 2024
Day 7	Saturday, June 22, 2024
Day 8	Friday, June 21, 2024
Day 9	Thursday, June 20, 2024
Day 10	Wednesday, June 19, 2024
Day 11	Tuesday, June 18, 2024
Day 12	Monday, June 17, 2024
Day 13	Sunday, June 16, 2024
Day 14	Saturday, June 15, 2024
Day 15	Friday, June 14, 2024
Day 16	Thursday, June 13, 2024
Day 17	Wednesday, June 12, 2024
Day 18	Tuesday, June 11, 2024
Day 19	Monday, June 10, 2024
Day 20	Sunday, June 9, 2024
Day 21	Saturday, June 8, 2024
Day 22	Friday, June 7, 2024
Day 23	Thursday, June 6, 2024
Day 24	Wednesday, June 5, 2024
Day 25	Tuesday, June 4, 2024
Day 26	Monday, June 3, 2024
Day 27	Sunday, June 2, 2024
Day 28	Saturday, June 1, 2024

REPORT BREAKDOWN

GRAPH:

Active - Newly listed during the date range

Pending - Status changed to 'pending' during the date range

Sold - Closed during the date range

Canceled - Canceled during the date range

Temp off Market - Status changed to 'temp' off market' during the date range

The date ranges are not cumulative.

Day 1: Friday, June 28, 2024

Day 28: Saturday, June 1, 2024

TOTALS:

4 Weeks: The summation of each date range (Day 1 - Day 28)

Market Changes

Day 1's New Listings, Price Increase, Price Decreases and Back on Market

Manatee County - Single Family Home

7 Day Sold Comparison

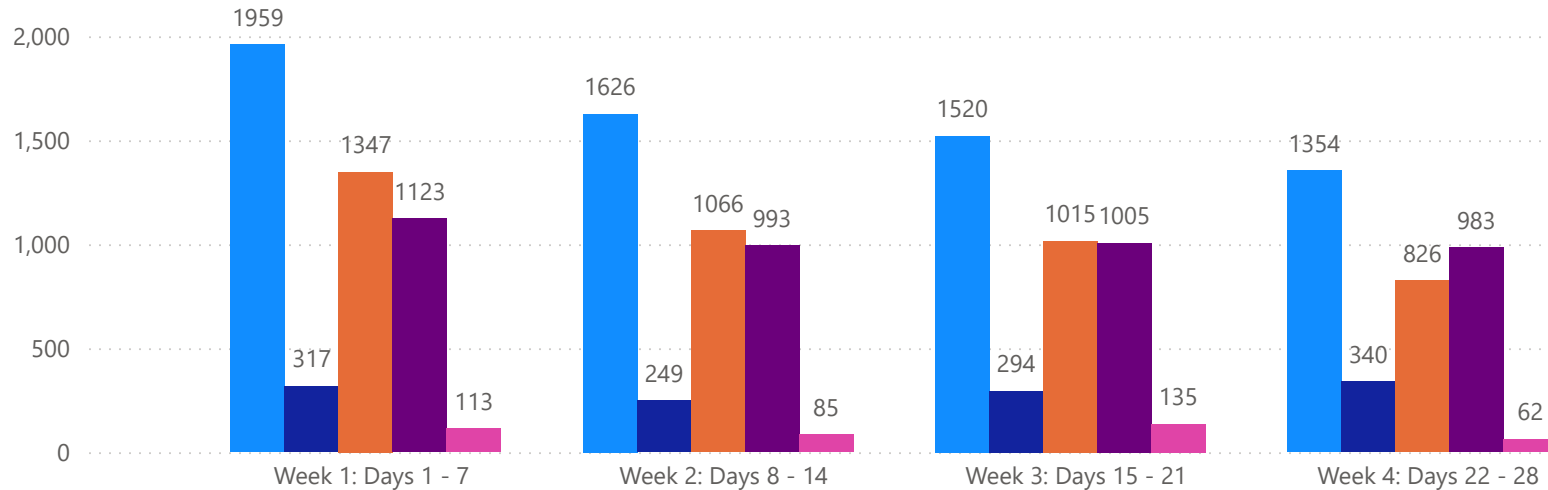
Compares the sold amount and volume in the last 7 days against the same timeframe in the prior year and days 8 - days 14.

4 WEEK REAL ESTATE MARKET REPORT

TAMPA BAY - SINGLE FAMILY HOME

6/28/2024

MLS Status ● Active ● Canceled ● Pending ● Sold ● Temporarily Off-Market



TOTALS

MLS Status	4 Week Total
Active	6459
Canceled	1200
Pending	4254
Sold	4104
Temporarily Off-Market	395

DAILY MARKET CHANGE

Category	Sum of Total
Back on the Market	85
New Listings	296
Price Decrease	464
Price Increase	28

*Back on Market can be from these sources - Pending, Temp Off Market, Cancelled and Expired Listing)

7 DAY SOLD COMPARISON

Closed Prior Year	Volume	Count	Closed Prior Year	Volume	Count
Friday, June 28, 2024	\$192,064,539	273	Wednesday, June 28, 2023	\$122,276,681	197
Thursday, June 27, 2024	\$119,601,091	194	Tuesday, June 27, 2023	\$106,918,552	173
Wednesday, June 26, 2024	\$125,370,327	217	Monday, June 26, 2023	\$143,804,467	251
Tuesday, June 25, 2024	\$114,448,182	207	Sunday, June 25, 2023	\$1,109,000	2
Monday, June 24, 2024	\$128,657,208	216	Saturday, June 24, 2023	\$16,416,670	33
Sunday, June 23, 2024	\$1,323,099	4	Friday, June 23, 2023	\$198,220,008	326
Saturday, June 22, 2024	\$5,430,688	12	Thursday, June 22, 2023	\$93,682,269	163
Total	\$686,895,134	1123	Total	\$682,427,647	1145

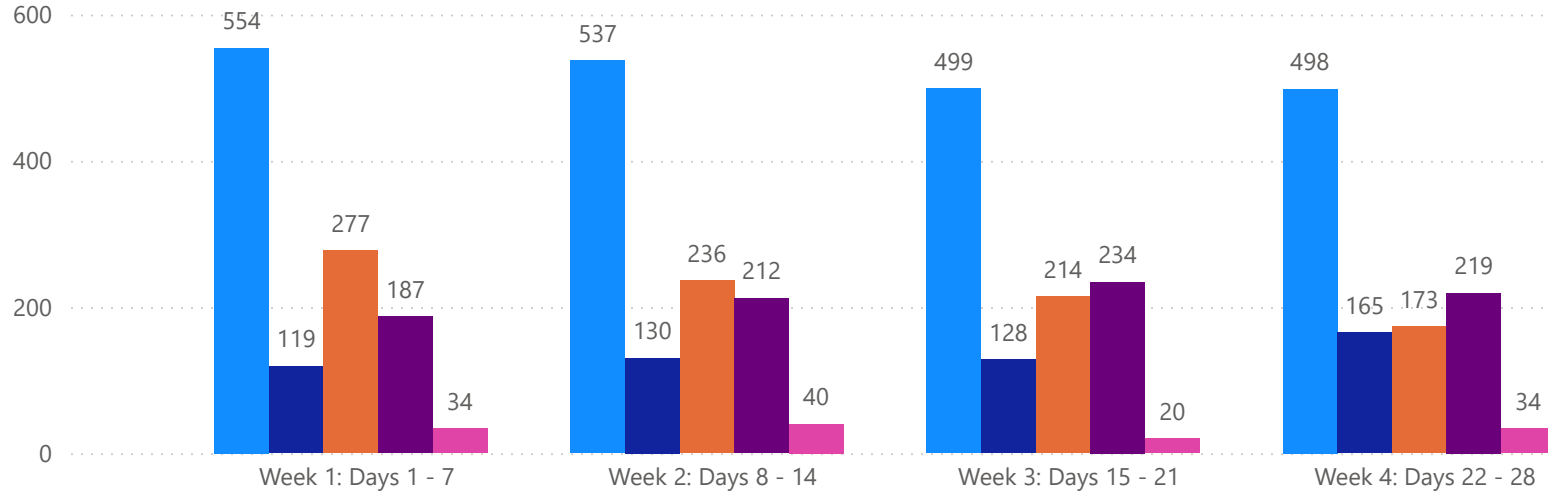


4 WEEK REAL ESTATE MARKET REPORT

TAMPA BAY - CONDO

6/28/2024

MLS Status ● Active ● Canceled ● Pending ● Sold ● Temporarily Off-Market



TOTALS

MLS Status	4 Week Total
Active	2088
Canceled	542
Pending	900
Sold	852
Temporarily Off-Market	128

DAILY MARKET CHANGE

Category	Sum of Total	
Back on the Market	18	*Back on Market can be from these sources - Pending, Temp Off Market, Cancelled and Expired Listing)
New Listings	71	
Price Decrease	96	
Price Increase	4	

7 DAY SOLD COMPARISON

Closed Prior Year	Volume	Count	Closed Prior Year	Volume	Count
Friday, June 28, 2024	\$32,328,850	60	Wednesday, June 28, 2023	\$18,726,880	46
Thursday, June 27, 2024	\$15,565,000	28	Tuesday, June 27, 2023	\$13,625,422	34
Wednesday, June 26, 2024	\$16,682,165	37	Monday, June 26, 2023	\$35,581,950	49
Tuesday, June 25, 2024	\$17,277,650	23	Saturday, June 24, 2023	\$149,700	1
Monday, June 24, 2024	\$14,986,802	33	Friday, June 23, 2023	\$26,296,495	73
Sunday, June 23, 2024	\$132,000	1	Thursday, June 22, 2023	\$12,814,590	33
Saturday, June 22, 2024	\$2,036,000	5	Total	\$107,195,037	236
Total	\$99,008,467	187			

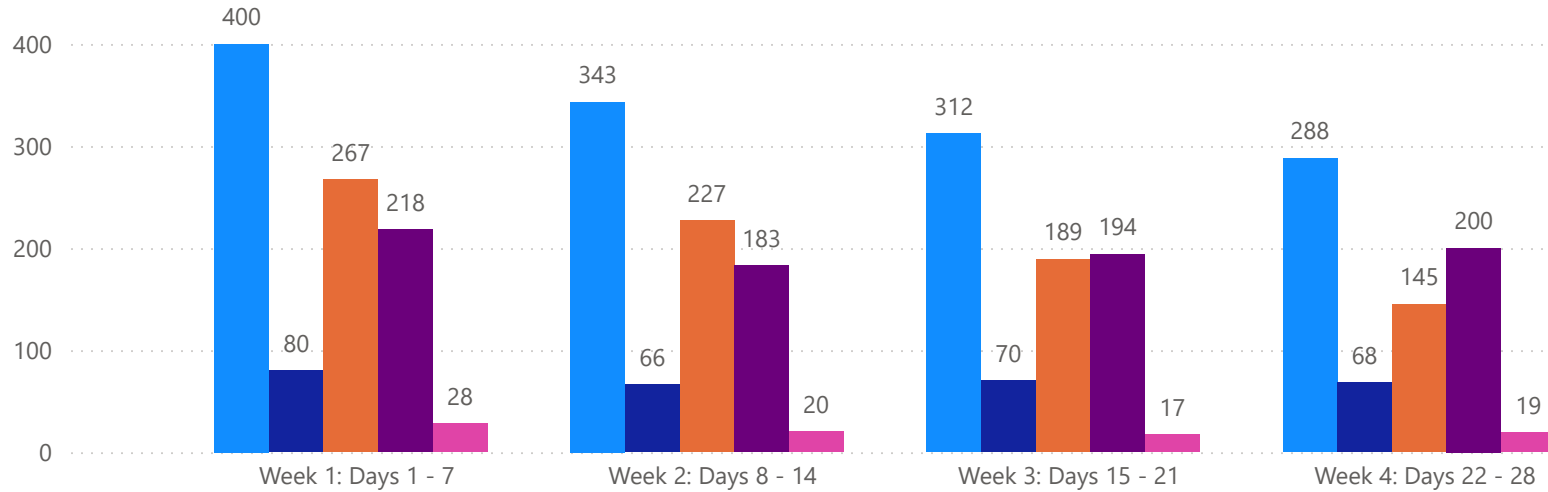


4 WEEK REAL ESTATE MARKET REPORT

PINELLAS COUNTY - SINGLE FAMILY HOME

6/28/2024

MLS Status ● Active ● Canceled ● Pending ● Sold ● Temporarily Off-Market



TOTALS

MLS Status	4 Week Total
Active	1343
Canceled	284
Pending	828
Sold	795
Temporarily Off-Market	84

DAILY MARKET CHANGE

Category	Sum of Pinellas
Back on the Market	20
New Listings	80
Price Decrease	95
Price Increase	4

*Back on Market can be from these sources - Pending, Temp Off Market, Cancelled and Expired Listing)

7 DAY SOLD COMPARISON

Closed Prior Year	Volume	Count	Closed Prior Year	Volume	Count
Friday, June 28, 2024	\$39,481,278	51	Wednesday, June 28, 2023	\$22,421,249	38
Thursday, June 27, 2024	\$27,286,000	37	Tuesday, June 27, 2023	\$14,680,920	22
Wednesday, June 26, 2024	\$17,269,800	33	Monday, June 26, 2023	\$26,506,957	48
Tuesday, June 25, 2024	\$30,762,020	44	Friday, June 23, 2023	\$39,096,721	53
Monday, June 24, 2024	\$33,905,860	49	Thursday, June 22, 2023	\$14,360,763	25
Sunday, June 23, 2024	\$283,100	1	Total	\$117,066,610	186
Saturday, June 22, 2024	\$1,158,658	3			
Total	\$150,146,716	218			

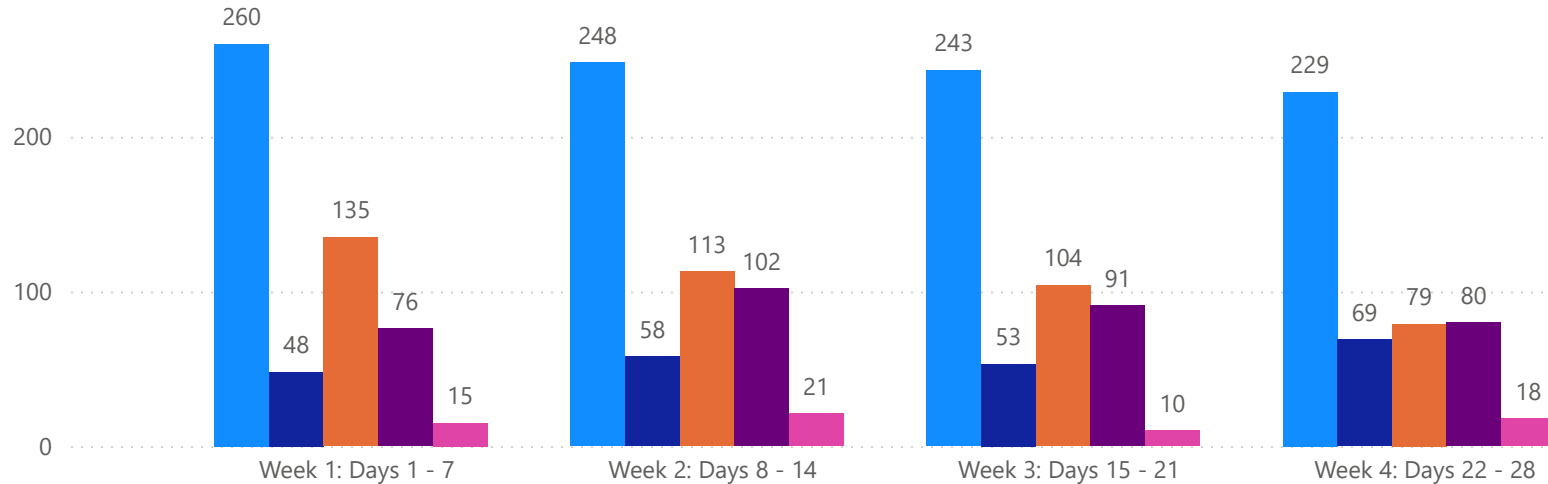


4 WEEK REAL ESTATE MARKET REPORT

PINELLAS COUNTY - CONDO

6/28/2024

MLS Status ● Active ● Canceled ● Pending ● Sold ● Temporarily Off-Market



TOTALS

MLS Status	4 Week Total
Active	980
Canceled	228
Pending	431
Sold	349
Temporarily Off-Market	64

DAILY MARKET CHANGE

Category	Sum of Pinellas
Back on the Market	8
New Listings	36
Price Decrease	51
Price Increase	3

*Back on Market can be from these sources - Pending, Temp Off Market, Cancelled and Expired Listing)

7 DAY SOLD COMPARISON

Closed Prior Year	Volume	Count
Friday, June 28, 2024	\$8,605,100	26
Thursday, June 27, 2024	\$7,013,000	15
Wednesday, June 26, 2024	\$1,222,265	9
Tuesday, June 25, 2024	\$8,976,375	10
Monday, June 24, 2024	\$4,271,802	13
Saturday, June 22, 2024	\$1,155,000	3
Total	\$31,243,542	76

Closed Prior Year	Volume	Count
Wednesday, June 28, 2023	\$6,737,400	18
Tuesday, June 27, 2023	\$6,667,150	19
Monday, June 26, 2023	\$8,986,400	18
Friday, June 23, 2023	\$12,610,800	40
Thursday, June 22, 2023	\$5,160,000	16
Total	\$40,161,750	111

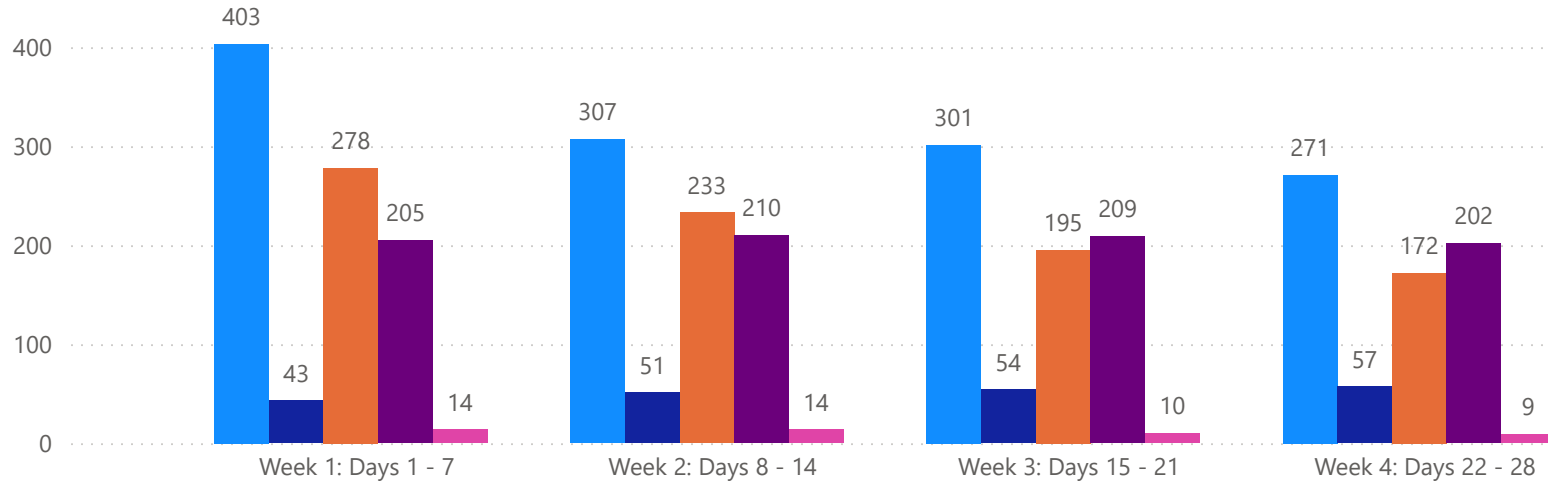


4 WEEK REAL ESTATE MARKET REPORT

PASCO COUNTY - SINGLE FAMILY HOME

6/28/2024

MLS Status ● Active ● Canceled ● Pending ● Sold ● Temporarily Off-Market



TOTALS

MLS Status	4 Week Total
Active	1282
Canceled	205
Pending	878
Sold	826
Temporarily Off-Market	47

DAILY MARKET CHANGE

Category	Sum of Pasco
Back on the Market	14
New Listings	51
Price Decrease	86
Price Increase	9

*Back on Market can be from these sources - Pending, Temp Off Market, Cancelled and Expired Listing)

7 DAY SOLD COMPARISON

Closed Prior Year	Volume	Count
Friday, June 28, 2024	\$23,330,863	46
Thursday, June 27, 2024	\$12,548,660	27
Wednesday, June 26, 2024	\$17,206,873	36
Tuesday, June 25, 2024	\$22,566,864	49
Monday, June 24, 2024	\$20,167,310	42
Sunday, June 23, 2024	\$580,000	2
Saturday, June 22, 2024	\$1,298,500	3
Total	\$97,699,070	205

Closed Prior Year	Volume	Count
Wednesday, June 28, 2023	\$14,244,499	32
Tuesday, June 27, 2023	\$16,391,490	37
Monday, June 26, 2023	\$27,225,470	65
Sunday, June 25, 2023	\$260,000	1
Saturday, June 24, 2023	\$4,083,890	8
Friday, June 23, 2023	\$28,395,012	64
Thursday, June 22, 2023	\$15,818,051	35
Total	\$106,418,412	242

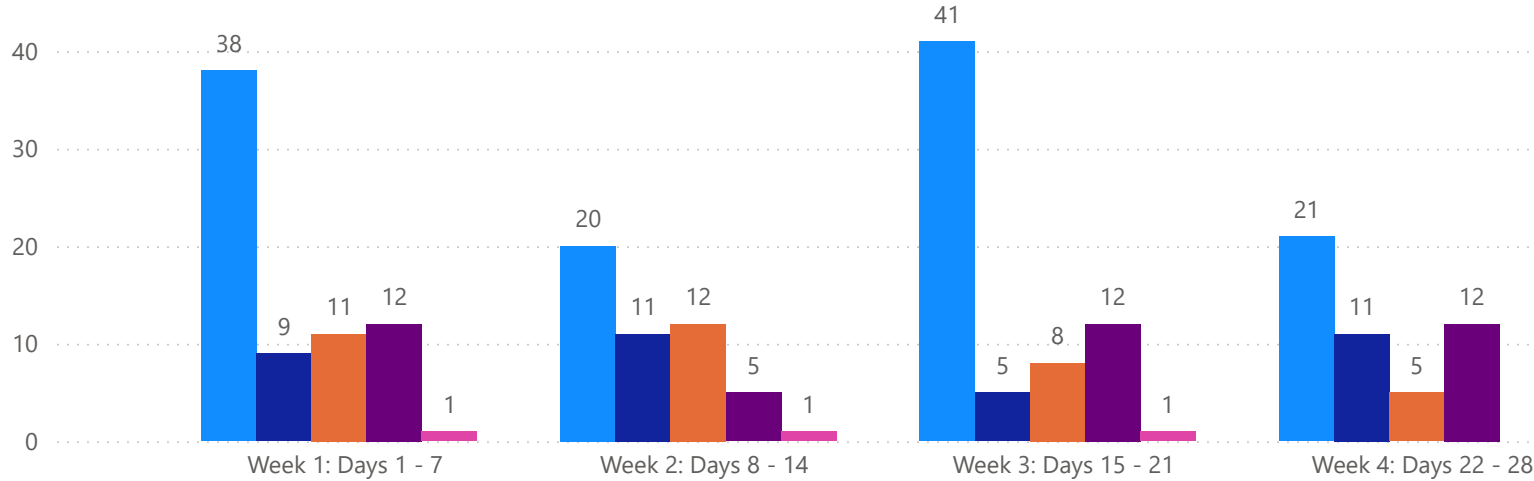


4 WEEK REAL ESTATE MARKET REPORT

PASCO COUNTY - CONDO

6/28/2024

MLS Status ● Active ● Canceled ● Pending ● Sold ● Temporarily Off-Market



TOTALS

MLS Status	4 Week Total
Active	120
Canceled	36
Pending	36
Sold	41
Temporarily Off-Market	3

DAILY MARKET CHANGE

Category	Sum of Pasco
Back on the Market	4
New Listings	2
Price Decrease	6
Price Increase	0

*Back on Market can be from these sources - Pending, Temp Off Market, Cancelled and Expired Listing)

7 DAY SOLD COMPARISON

Closed Prior Year	Volume	Count
Friday, June 28, 2024	\$294,500	2
Thursday, June 27, 2024	\$71,000	1
Wednesday, June 26, 2024	\$735,900	5
Tuesday, June 25, 2024	\$144,900	1
Monday, June 24, 2024	\$512,500	3
Total	\$1,758,800	12

Closed Prior Year	Volume	Count
Wednesday, June 28, 2023	\$431,000	2
Tuesday, June 27, 2023	\$106,000	1
Monday, June 26, 2023	\$483,000	2
Saturday, June 24, 2023	\$149,700	1
Friday, June 23, 2023	\$921,800	5
Thursday, June 22, 2023	\$387,400	2
Total	\$2,478,900	13

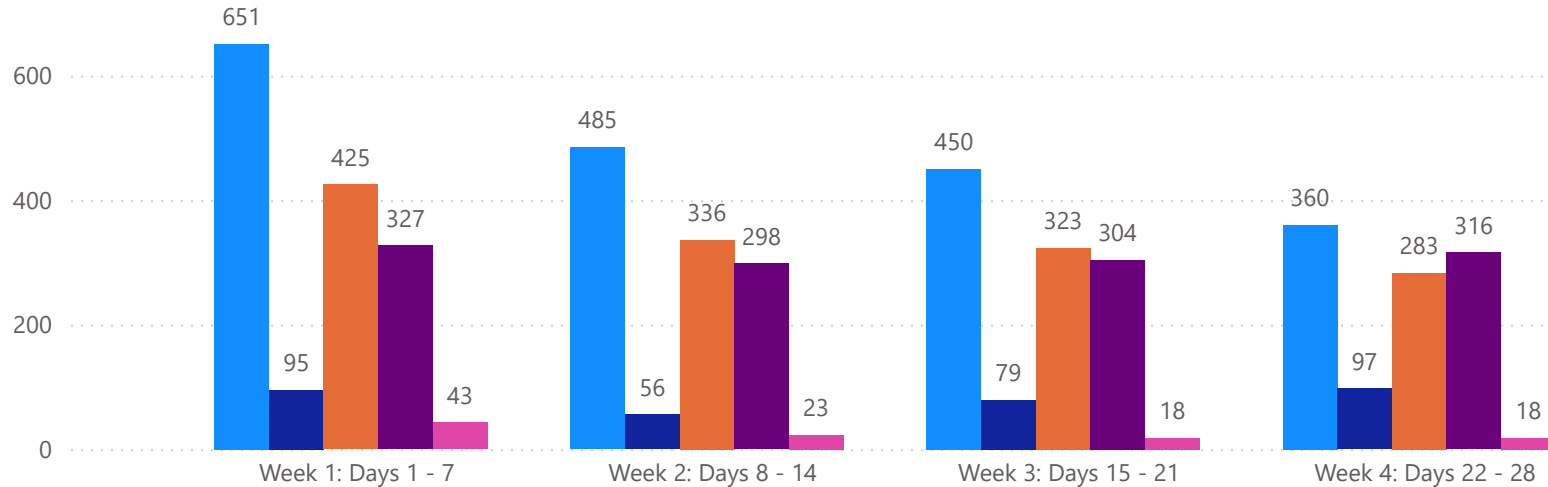


4 WEEK REAL ESTATE MARKET REPORT

HILLSBOROUGH COUNTY - SINGLE FAMILY HOME

6/28/2024

MLS Status ● Active ● Canceled ● Pending ● Sold ● Temporarily Off-Market



TOTALS

MLS Status	4 Week Total
Active	1946
Canceled	327
Pending	1367
Sold	1245
Temporarily Off-Market	102

DAILY MARKET CHANGE

Category	Sum of Hillsborough	*Back on Market can be from these sources - Pending, Temp Off Market, Cancelled and Expired Listing)
Back on the Market	32	
New Listings	95	
Price Decrease	142	
Price Increase	10	

7 DAY SOLD COMPARISON

Closed Prior Year	Volume	Count
Friday, June 28, 2024	\$56,575,928	83
Thursday, June 27, 2024	\$28,952,165	58
Wednesday, June 26, 2024	\$39,574,873	68
Tuesday, June 25, 2024	\$29,490,157	57
Monday, June 24, 2024	\$30,414,722	58
Saturday, June 22, 2024	\$1,474,990	3
Total	\$186,482,835	327

Closed Prior Year	Volume	Count
Wednesday, June 28, 2023	\$36,424,530	64
Tuesday, June 27, 2023	\$37,653,200	55
Monday, June 26, 2023	\$36,392,913	71
Saturday, June 24, 2023	\$1,424,990	3
Friday, June 23, 2023	\$65,863,265	118
Thursday, June 22, 2023	\$30,982,344	52
Total	\$208,741,242	363

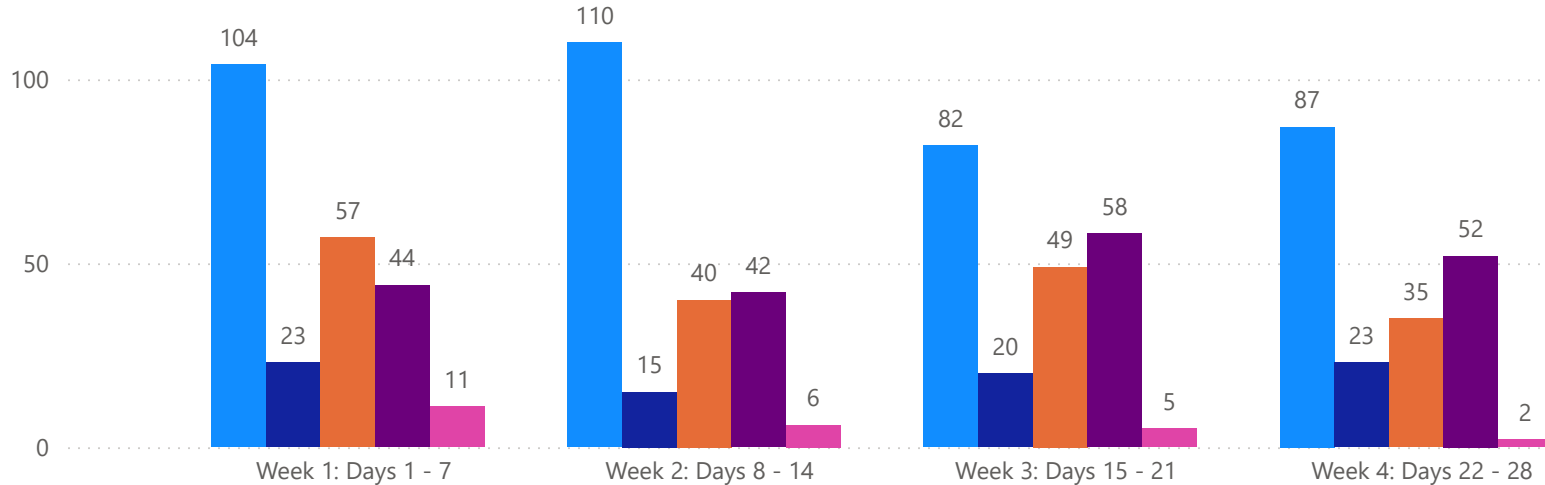


4 WEEK REAL ESTATE MARKET REPORT

HILLSBOROUGH COUNTY - CONDO

6/28/2024

MLSStatus ● Active ● Canceled ● Pending ● Sold ● Temporarily Off-Market



TOTALS

MLS Status	4 Week Total
Active	383
Canceled	81
Pending	181
Sold	196
Temporarily Off-Market	24

DAILY MARKET CHANGE

Category	Sum of Hillsborough	*Back on Market can be from these sources - Pending, Temp Off Market, Cancelled and Expired Listing)
Back on the Market	4	
New Listings	7	
Price Decrease	18	
Price Increase	1	

7 DAY SOLD COMPARISON

Closed Prior Year	Volume	Count
Friday, June 28, 2024	\$12,941,000	18
Thursday, June 27, 2024	\$400,000	2
Wednesday, June 26, 2024	\$5,564,000	12
Tuesday, June 25, 2024	\$3,286,000	4
Monday, June 24, 2024	\$1,810,500	7
Sunday, June 23, 2024	\$132,000	1
Total	\$24,133,500	44

Closed Prior Year	Volume	Count
Wednesday, June 28, 2023	\$4,625,000	9
Tuesday, June 27, 2023	\$4,334,950	7
Monday, June 26, 2023	\$4,473,750	10
Friday, June 23, 2023	\$4,235,995	11
Thursday, June 22, 2023	\$785,700	4
Total	\$18,455,395	41

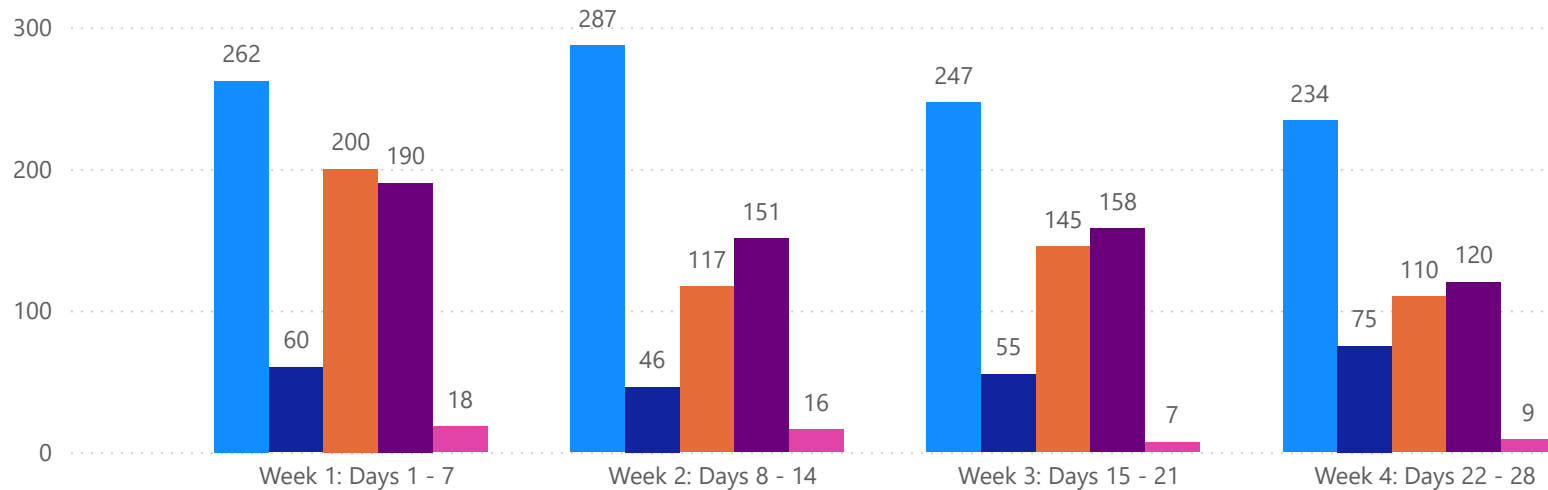


4 WEEK REAL ESTATE MARKET REPORT

SARASOTA COUNTY - SINGLE FAMILY HOME

6/28/2024

MLSStatus ● Active ● Canceled ● Pending ● Sold ● Temporarily Off-Market



TOTALS

MLS Status	4 Week Total
Active	1030
Canceled	236
Pending	572
Sold	619
Temporarily Off-Market	50

DAILY MARKET CHANGE

Category	Sum of Sarasota
Back on the Market	13
New Listings	40
Price Decrease	69
Price Increase	3

*Back on Market can be from these sources - Pending, Temp Off Market, Cancelled and Expired Listing)

7 DAY SOLD COMPARISON

Closed Prior Year	Volume	Count
Friday, June 28, 2024	\$45,270,950	54
Thursday, June 27, 2024	\$25,014,236	41
Wednesday, June 26, 2024	\$27,667,908	41
Tuesday, June 25, 2024	\$12,868,283	22
Monday, June 24, 2024	\$18,554,977	30
Saturday, June 22, 2024	\$1,105,000	2
Total	\$130,481,354	190

Closed Prior Year	Volume	Count
Wednesday, June 28, 2023	\$27,019,544	32
Tuesday, June 27, 2023	\$17,113,492	28
Monday, June 26, 2023	\$28,616,235	31
Saturday, June 24, 2023	\$648,000	2
Friday, June 23, 2023	\$30,488,923	49
Thursday, June 22, 2023	\$14,766,880	25
Total	\$118,653,074	167

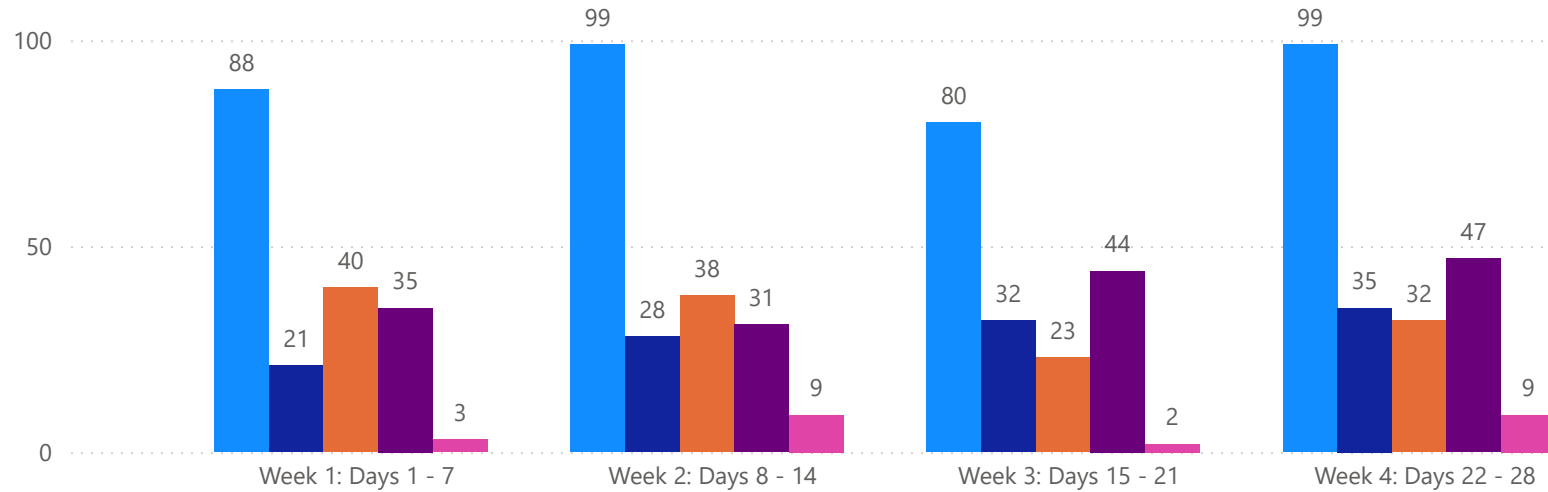


4 WEEK REAL ESTATE MARKET REPORT

SARASOTA COUNTY - CONDO

6/28/2024

MLS Status ● Active ● Canceled ● Pending ● Sold ● Temporarily Off-Market



TOTALS

MLS Status	4 Week Total
Active	366
Canceled	116
Pending	133
Sold	157
Temporarily Off-Market	23

DAILY MARKET CHANGE

Category	Sum of Sarasota
Back on the Market	2
New Listings	15
Price Decrease	11
Price Increase	0

*Back on Market can be from these sources - Pending, Temp Off Market, Cancelled and Expired Listing)

7 DAY SOLD COMPARISON

Closed Prior Year	Volume	Count	Closed Prior Year	Volume	Count
Friday, June 28, 2024	\$3,336,250	9	Wednesday, June 28, 2023	\$1,439,000	5
Thursday, June 27, 2024	\$7,380,000	8	Tuesday, June 27, 2023	\$215,000	1
Wednesday, June 26, 2024	\$7,725,000	6	Monday, June 26, 2023	\$20,337,400	16
Tuesday, June 25, 2024	\$2,961,500	4	Friday, June 23, 2023	\$6,116,900	12
Monday, June 24, 2024	\$6,979,000	7	Thursday, June 22, 2023	\$5,096,500	7
Saturday, June 22, 2024	\$599,000	1	Total	\$33,204,800	41
Total	\$28,980,750	35			

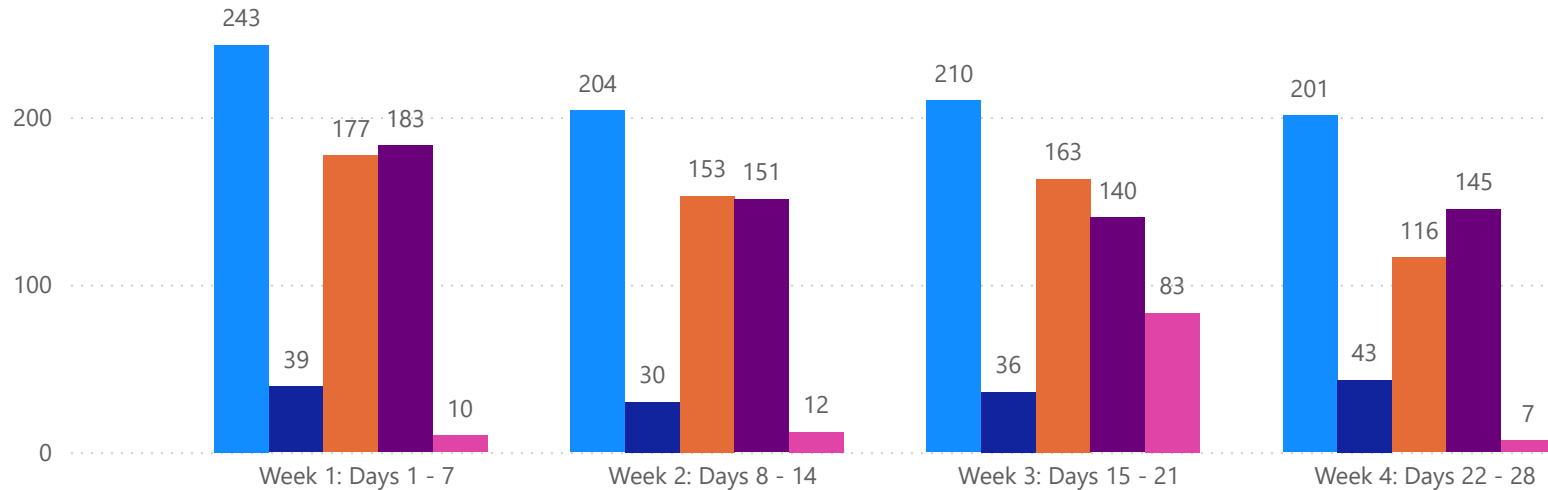


4 WEEK REAL ESTATE MARKET REPORT

MANATEE COUNTY - SINGLE FAMILY HOME

6/28/2024

MLS Status ● Active ● Canceled ● Pending ● Sold ● Temporarily Off-Market



TOTALS

MLS Status	4 Week Total
Active	858
Canceled	148
Pending	609
Sold	619
Temporarily Off-Market	112

DAILY MARKET CHANGE

Category	Sum of Manatee
Back on the Market	6
New Listings	30
Price Decrease	72
Price Increase	2

*Back on Market can be from these sources - Pending, Temp Off Market, Cancelled and Expired Listing)

7 DAY SOLD COMPARISON

Closed Prior Year	Volume	Count	Closed Prior Year	Volume	Count
Friday, June 28, 2024	\$27,405,520	39	Wednesday, June 28, 2023	\$22,166,859	31
Thursday, June 27, 2024	\$25,800,030	31	Tuesday, June 27, 2023	\$21,079,450	31
Wednesday, June 26, 2024	\$23,650,873	39	Monday, June 26, 2023	\$25,062,892	36
Tuesday, June 25, 2024	\$18,760,858	35	Sunday, June 25, 2023	\$849,000	1
Monday, June 24, 2024	\$25,614,339	37	Saturday, June 24, 2023	\$10,259,790	20
Sunday, June 23, 2024	\$459,999	1	Friday, June 23, 2023	\$34,376,087	42
Saturday, June 22, 2024	\$393,540	1	Thursday, June 22, 2023	\$17,754,231	26
Total	\$122,085,159	183	Total	\$131,548,309	187

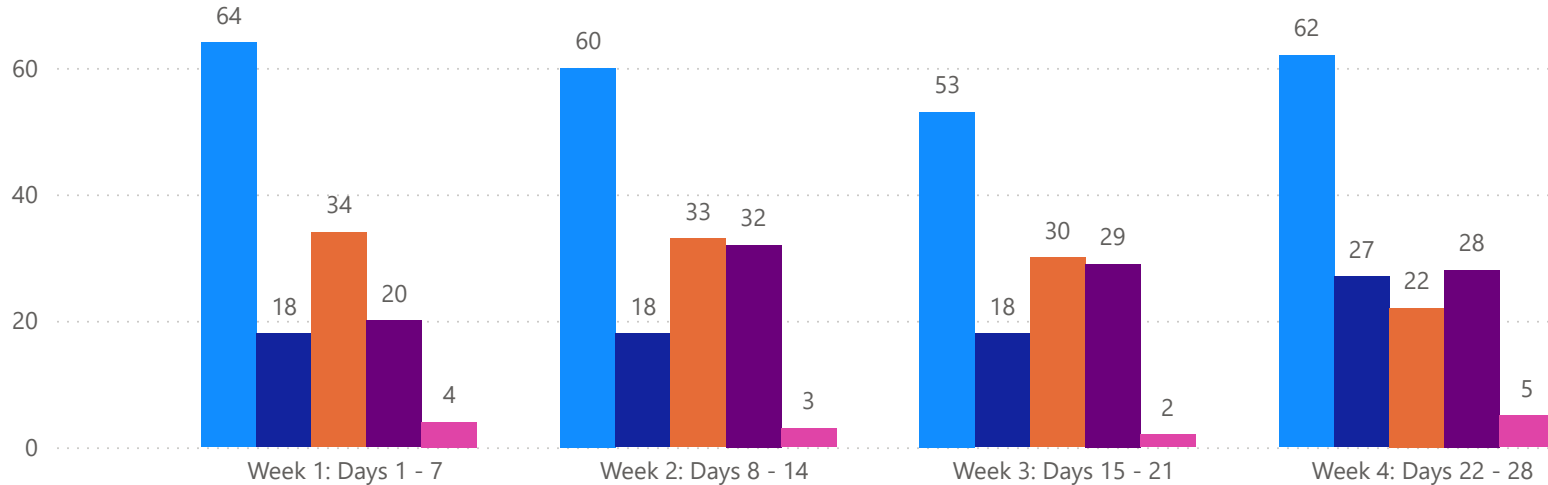


4 WEEK REAL ESTATE MARKET REPORT

MANATEE COUNTY - CONDO

6/28/2024

MLSStatus ● Active ● Canceled ● Pending ● Sold ● Temporarily Off-Market



TOTALS

MLS Status	4 Week Total
Active	239
Canceled	81
Pending	119
Sold	109
Temporarily Off-Market	14

DAILY MARKET CHANGE

Category	Sum of Manatee
Back on the Market	0
New Listings	11
Price Decrease	10
Price Increase	0

*Back on Market can be from these sources - Pending, Temp Off Market, Cancelled and Expired Listing)

7 DAY SOLD COMPARISON

Closed Prior Year	Volume	Count	Closed Prior Year	Volume	Count
Friday, June 28, 2024	\$7,152,000	5	Wednesday, June 28, 2023	\$5,494,480	12
Thursday, June 27, 2024	\$701,000	2	Tuesday, June 27, 2023	\$2,302,322	6
Wednesday, June 26, 2024	\$1,435,000	5	Monday, June 26, 2023	\$1,301,400	3
Tuesday, June 25, 2024	\$1,908,875	4	Friday, June 23, 2023	\$2,411,000	5
Monday, June 24, 2024	\$1,413,000	3	Thursday, June 22, 2023	\$1,384,990	4
Saturday, June 22, 2024	\$282,000	1	Total	\$12,894,192	30
Total	\$12,891,875	20			

