



4 WEEK REAL ESTATE MARKET REPORT

Sunday, June 30, 2024

As of: Monday, July 1, 2024

- 1 Report Breakdown
- 2 Cumulative Tampa Bay Report - Single Family Home
- 3 Cumulative Tampa Bay Report - Condominium
- 4 Pinellas County - Single Family Home
- 5 Pinellas County - Condominium
- 6 Pasco County - Single Family Home
- 7 Pasco County - Condominium
- 8 Hillsborough County - Single Family Home
- 9 Hillsborough County - Condominium
- 10 Sarasota County - Single Family Home
- 11 Sarasota County - Condominium
- 12 Manatee County - Single Family Home
- 13 Manatee County - Condominium

4 WEEK REAL ESTATE MARKET REPORT

REPORT BREAKDOWN

Sunday, June 30, 2024

as of: 7/1/2024



Day 1	Sunday, June 30, 2024
Day 2	Saturday, June 29, 2024
Day 3	Friday, June 28, 2024
Day 4	Thursday, June 27, 2024
Day 5	Wednesday, June 26, 2024
Day 6	Tuesday, June 25, 2024
Day 7	Monday, June 24, 2024
Day 8	Sunday, June 23, 2024
Day 9	Saturday, June 22, 2024
Day 10	Friday, June 21, 2024
Day 11	Thursday, June 20, 2024
Day 12	Wednesday, June 19, 2024
Day 13	Tuesday, June 18, 2024
Day 14	Monday, June 17, 2024
Day 15	Sunday, June 16, 2024
Day 16	Saturday, June 15, 2024
Day 17	Friday, June 14, 2024
Day 18	Thursday, June 13, 2024
Day 19	Wednesday, June 12, 2024
Day 20	Tuesday, June 11, 2024
Day 21	Monday, June 10, 2024
Day 22	Sunday, June 9, 2024
Day 23	Saturday, June 8, 2024
Day 24	Friday, June 7, 2024
Day 25	Thursday, June 6, 2024
Day 26	Wednesday, June 5, 2024
Day 27	Tuesday, June 4, 2024
Day 28	Monday, June 3, 2024

REPORT BREAKDOWN

GRAPH:

Active - Newly listed during the date range
Pending - Status changed to 'pending' during the date range
Sold - Closed during the date range
Canceled - Canceled during the date range
Temp off Market - Status changed to 'temp' off market' during the date range

The date ranges are not cumulative.

Day 1: Sunday, June 30, 2024

Day 28: Monday, June 3, 2024

TOTALS:

4 Weeks: The summation of each date range (Day 1 - Day 28)

Market Changes

Day 1's New Listings, Price Increase, Price Decreases and Back on Market

Manatee County - Single Family Home

7 Day Sold Comparison

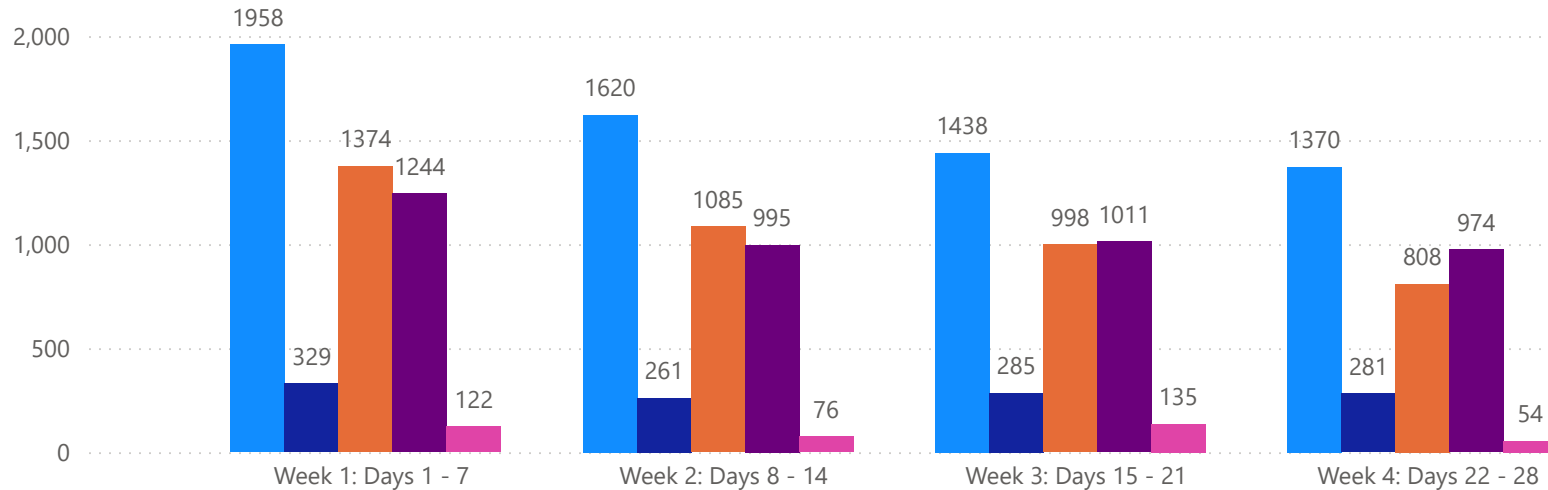
Compares the sold amount and volume in the last 7 days against the same timeframe in the prior year and days 8 - days 14.

4 WEEK REAL ESTATE MARKET REPORT

TAMPA BAY - SINGLE FAMILY HOME

6/30/2024

MLS Status ● Active ● Canceled ● Pending ● Sold ● Temporarily Off-Market



TOTALS

MLS Status	4 Week Total
Active	6386
Canceled	1156
Pending	4265
Sold	4224
Temporarily Off-Market	387

DAILY MARKET CHANGE

Category	Sum of Total	
Back on the Market	30	*Back on Market can be from these sources - Pending, Temp Off Market, Cancelled and Expired Listing)
New Listings	63	
Price Decrease	131	
Price Increase	8	

7 DAY SOLD COMPARISON

Closed Prior Year	Volume	Count
Saturday, June 29, 2024	\$405,000	1
Friday, June 28, 2024	\$254,015,432	376
Thursday, June 27, 2024	\$134,775,135	221
Wednesday, June 26, 2024	\$127,094,393	220
Tuesday, June 25, 2024	\$115,478,182	210
Monday, June 24, 2024	\$128,657,208	216
Total	\$760,425,350	1244

Closed Prior Year	Volume	Count
Friday, June 30, 2023	\$356,497,672	584
Thursday, June 29, 2023	\$149,925,144	276
Wednesday, June 28, 2023	\$122,276,681	197
Tuesday, June 27, 2023	\$106,918,552	173
Monday, June 26, 2023	\$143,804,467	251
Sunday, June 25, 2023	\$1,109,000	2
Saturday, June 24, 2023	\$16,416,670	33
Total	\$896,948,186	1516

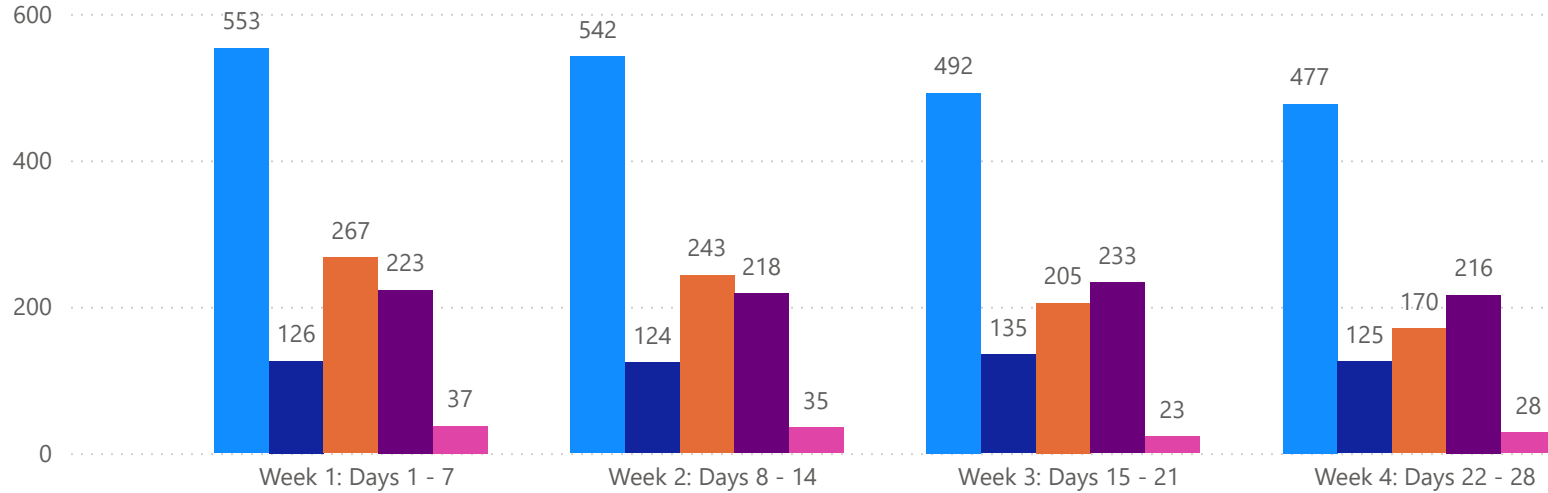


4 WEEK REAL ESTATE MARKET REPORT

TAMPA BAY - CONDO

6/30/2024

MLSStatus ● Active ● Canceled ● Pending ● Sold ● Temporarily Off-Market



TOTALS

MLS Status	4 Week Total
Active	2064
Canceled	510
Pending	885
Sold	890
Temporarily Off-Market	123

DAILY MARKET CHANGE

Category	Sum of Total	
Back on the Market	9	*Back on Market can be from these sources - Pending, Temp Off Market, Cancelled and Expired Listing)
New Listings	21	
Price Decrease	37	
Price Increase	0	

7 DAY SOLD COMPARISON

Closed Prior Year	Volume	Count	Closed Prior Year	Volume	Count
Friday, June 28, 2024	\$44,329,000	98	Friday, June 30, 2023	\$52,877,882	139
Thursday, June 27, 2024	\$15,565,000	28	Thursday, June 29, 2023	\$23,053,000	66
Wednesday, June 26, 2024	\$16,682,165	37	Wednesday, June 28, 2023	\$18,726,880	46
Tuesday, June 25, 2024	\$18,823,650	27	Tuesday, June 27, 2023	\$13,625,422	34
Monday, June 24, 2024	\$14,986,802	33	Monday, June 26, 2023	\$35,581,950	49
Total	\$110,386,617	223	Saturday, June 24, 2023	\$149,700	1
			Total	\$144,014,834	335

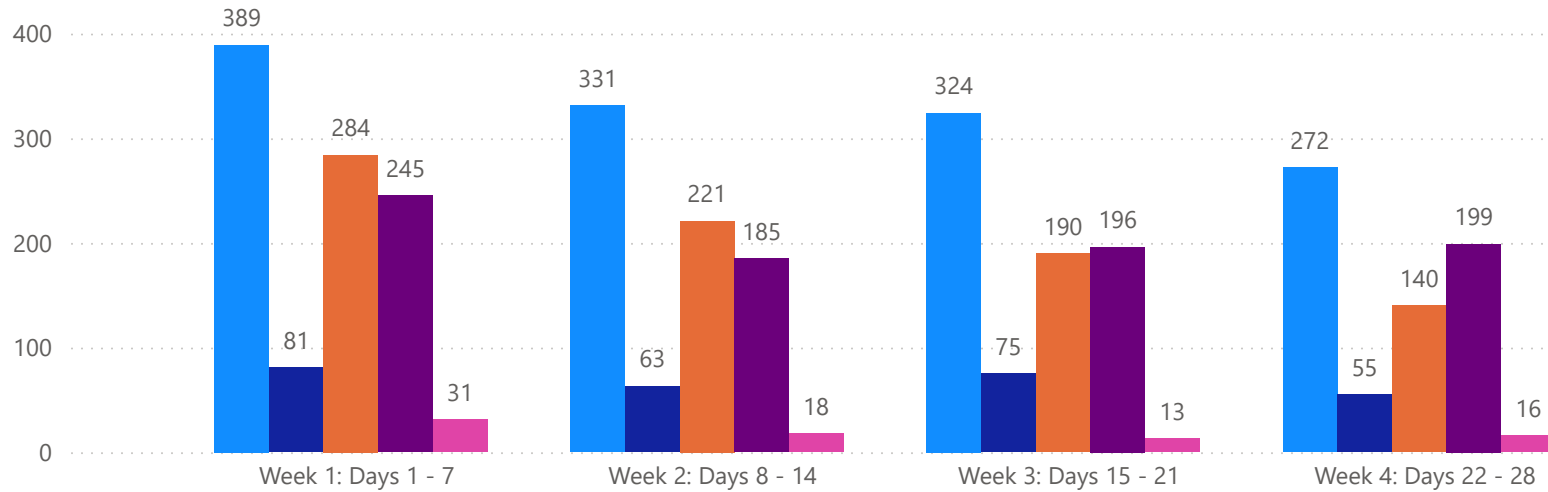


4 WEEK REAL ESTATE MARKET REPORT

PINELLAS COUNTY - SINGLE FAMILY HOME

6/30/2024

MLSStatus ● Active ● Canceled ● Pending ● Sold ● Temporarily Off-Market



TOTALS

MLS Status	4 Week Total
Active	1316
Canceled	274
Pending	835
Sold	825
Temporarily Off-Market	78

DAILY MARKET CHANGE

Category	Sum of Pinellas
Back on the Market	6
New Listings	10
Price Decrease	34
Price Increase	2

*Back on Market can be from these sources - Pending, Temp Off Market, Cancelled and Expired Listing)

7 DAY SOLD COMPARISON

Closed Prior Year	Volume	Count	Closed Prior Year	Volume	Count
Saturday, June 29, 2024	\$405,000	1	Friday, June 30, 2023	\$78,234,679	116
Friday, June 28, 2024	\$55,306,178	73	Thursday, June 29, 2023	\$27,905,102	44
Thursday, June 27, 2024	\$30,040,000	43	Wednesday, June 28, 2023	\$22,421,249	38
Wednesday, June 26, 2024	\$17,269,800	33	Tuesday, June 27, 2023	\$14,680,920	22
Tuesday, June 25, 2024	\$31,382,020	46	Monday, June 26, 2023	\$26,506,957	48
Monday, June 24, 2024	\$33,905,860	49	Total	\$169,748,907	268
Total	\$168,308,858	245			

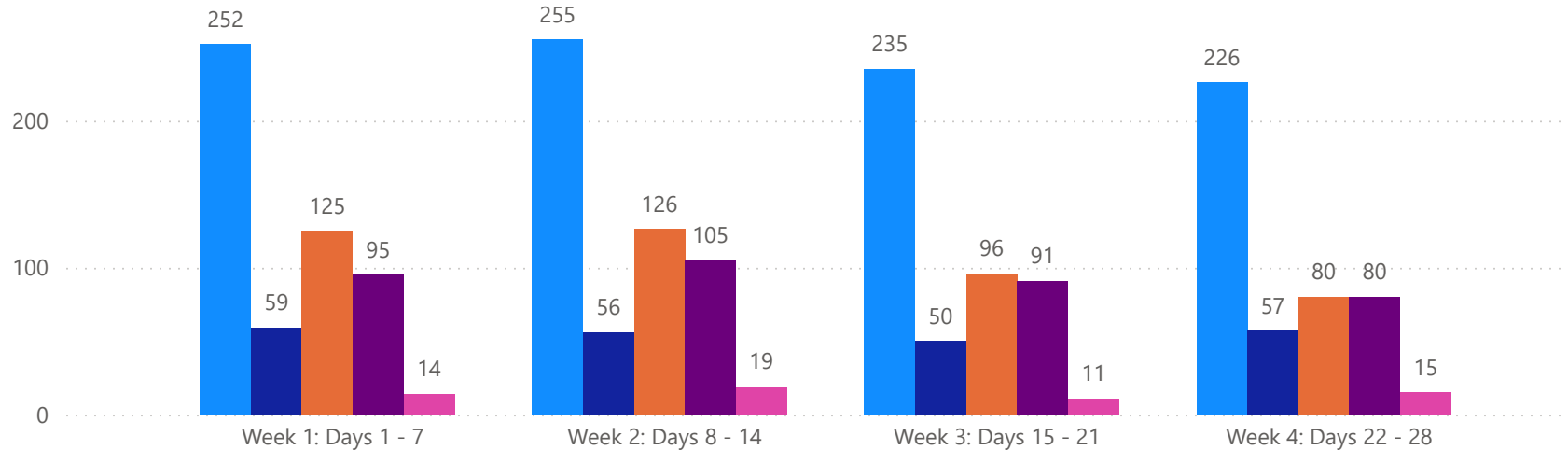


4 WEEK REAL ESTATE MARKET REPORT

PINELLAS COUNTY - CONDO

6/30/2024

MLS Status ● Active ● Canceled ● Pending ● Sold ● Temporarily Off-Market



TOTALS

MLS Status	4 Week Total
Active	968
Canceled	222
Pending	427
Sold	371
Temporarily Off-Market	59

DAILY MARKET CHANGE

Category	Sum of Pinellas
Back on the Market	5
New Listings	14
Price Decrease	21
Price Increase	0

*Back on Market can be from these sources - Pending, Temp Off Market, Cancelled and Expired Listing)

7 DAY SOLD COMPARISON

Closed Prior Year	Volume	Count	Closed Prior Year	Volume	Count
Friday, June 28, 2024	\$15,151,600	47	Friday, June 30, 2023	\$24,011,700	63
Thursday, June 27, 2024	\$7,013,000	15	Thursday, June 29, 2023	\$9,951,000	31
Wednesday, June 26, 2024	\$1,222,265	9	Wednesday, June 28, 2023	\$6,737,400	18
Tuesday, June 25, 2024	\$9,129,375	11	Tuesday, June 27, 2023	\$6,667,150	19
Monday, June 24, 2024	\$4,271,802	13	Monday, June 26, 2023	\$8,986,400	18
Total	\$36,788,042	95	Total	\$56,353,650	149

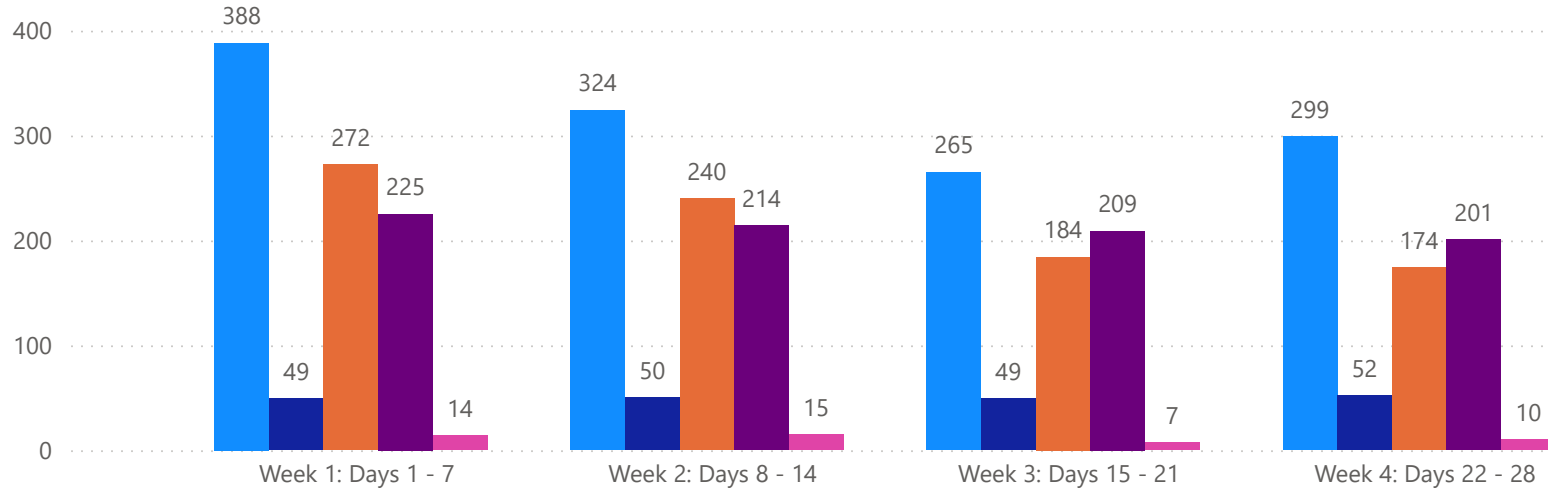


4 WEEK REAL ESTATE MARKET REPORT

PASCO COUNTY - SINGLE FAMILY HOME

6/30/2024

MLS Status ● Active ● Canceled ● Pending ● Sold ● Temporarily Off-Market



TOTALS

MLS Status	4 Week Total
Active	1276
Canceled	200
Pending	870
Sold	849
Temporarily Off-Market	46

DAILY MARKET CHANGE

Category	Sum of Pasco
Back on the Market	11
New Listings	16
Price Decrease	26
Price Increase	2

*Back on Market can be from these sources - Pending, Temp Off Market, Cancelled and Expired Listing)

7 DAY SOLD COMPARISON

Closed Prior Year	Volume	Count
Friday, June 28, 2024	\$32,722,763	67
Thursday, June 27, 2024	\$13,609,560	30
Wednesday, June 26, 2024	\$18,158,874	37
Tuesday, June 25, 2024	\$22,566,864	49
Monday, June 24, 2024	\$20,167,310	42
Total	\$107,225,371	225

Closed Prior Year	Volume	Count
Friday, June 30, 2023	\$49,216,776	111
Thursday, June 29, 2023	\$29,741,100	63
Wednesday, June 28, 2023	\$14,244,499	32
Tuesday, June 27, 2023	\$16,391,490	37
Monday, June 26, 2023	\$27,225,470	65
Sunday, June 25, 2023	\$260,000	1
Saturday, June 24, 2023	\$4,083,890	8
Total	\$141,163,225	317

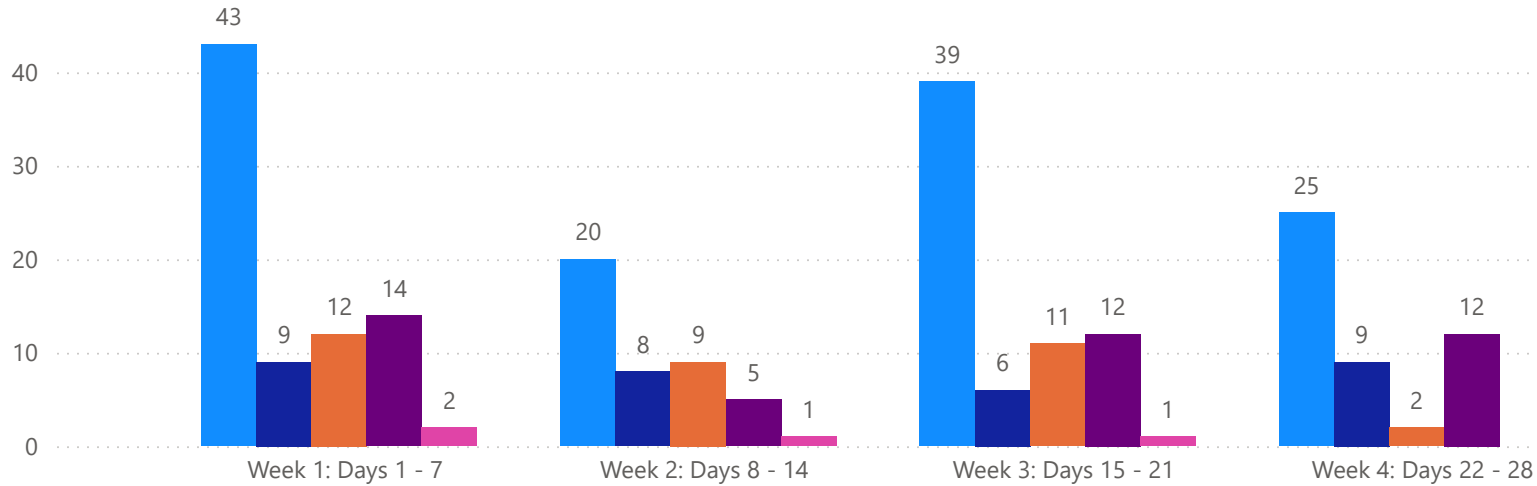


4 WEEK REAL ESTATE MARKET REPORT

PASCO COUNTY - CONDO

6/30/2024

MLS Status ● Active ● Canceled ● Pending ● Sold ● Temporarily Off-Market



TOTALS

MLS Status	4 Week Total
Active	127
Canceled	32
Pending	34
Sold	43
Temporarily Off-Market	4

DAILY MARKET CHANGE

Category	Sum of Pasco
Back on the Market	0
New Listings	3
Price Decrease	2
Price Increase	0

*Back on Market can be from these sources - Pending, Temp Off Market, Cancelled and Expired Listing)

7 DAY SOLD COMPARISON

Closed Prior Year	Volume	Count
Friday, June 28, 2024	\$604,500	4
Thursday, June 27, 2024	\$71,000	1
Wednesday, June 26, 2024	\$735,900	5
Tuesday, June 25, 2024	\$144,900	1
Monday, June 24, 2024	\$512,500	3
Total	\$2,068,800	14

Closed Prior Year	Volume	Count
Friday, June 30, 2023	\$1,318,000	7
Thursday, June 29, 2023	\$845,000	5
Wednesday, June 28, 2023	\$431,000	2
Tuesday, June 27, 2023	\$106,000	1
Monday, June 26, 2023	\$483,000	2
Saturday, June 24, 2023	\$149,700	1
Total	\$3,332,700	18

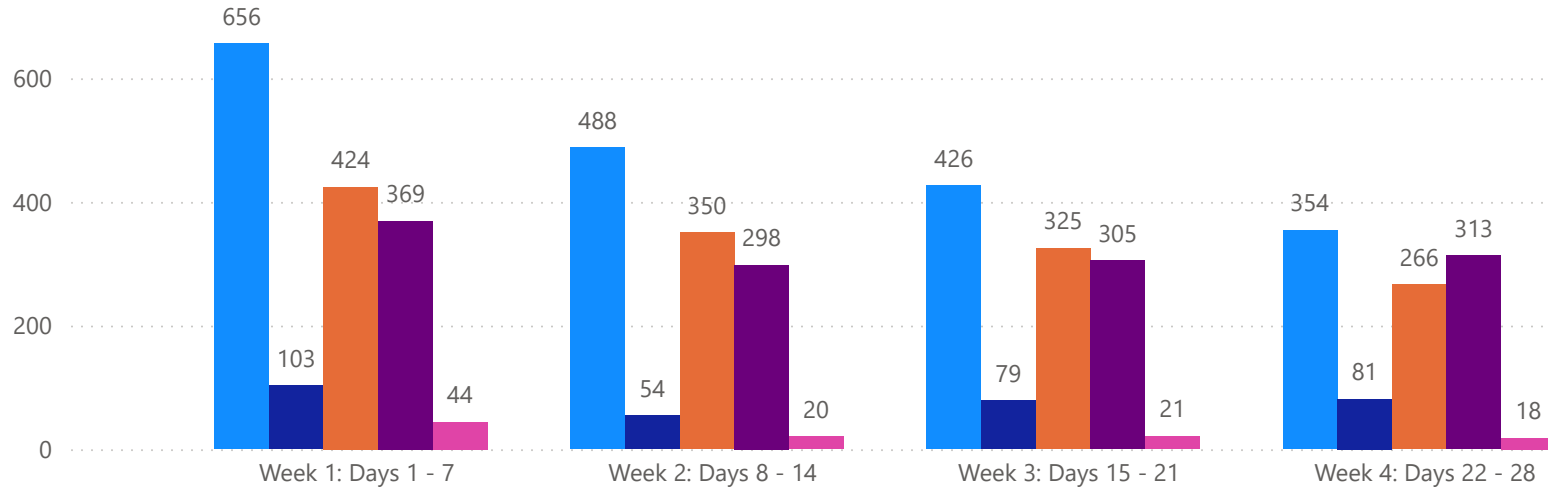


4 WEEK REAL ESTATE MARKET REPORT

HILLSBOROUGH COUNTY - SINGLE FAMILY HOME

6/30/2024

MLS Status ● Active ● Canceled ● Pending ● Sold ● Temporarily Off-Market



TOTALS

MLS Status	4 Week Total
Active	1924
Canceled	317
Pending	1365
Sold	1285
Temporarily Off-Market	103

DAILY MARKET CHANGE

Category	Sum of Hillsborough	*Back on Market can be from these sources - Pending, Temp Off Market, Cancelled and Expired Listing)
Back on the Market	6	
New Listings	16	
Price Decrease	43	
Price Increase	3	

7 DAY SOLD COMPARISON

Closed Prior Year	Volume	Count	Closed Prior Year	Volume	Count
Friday, June 28, 2024	\$74,699,308	118	Friday, June 30, 2023	\$101,462,980	180
Thursday, June 27, 2024	\$32,661,865	67	Thursday, June 29, 2023	\$40,165,192	83
Wednesday, June 26, 2024	\$39,806,873	69	Wednesday, June 28, 2023	\$36,424,530	64
Tuesday, June 25, 2024	\$29,490,157	57	Tuesday, June 27, 2023	\$37,653,200	55
Monday, June 24, 2024	\$30,414,722	58	Monday, June 26, 2023	\$36,392,913	71
Total	\$207,072,925	369	Saturday, June 24, 2023	\$1,424,990	3
			Total	\$253,523,805	456

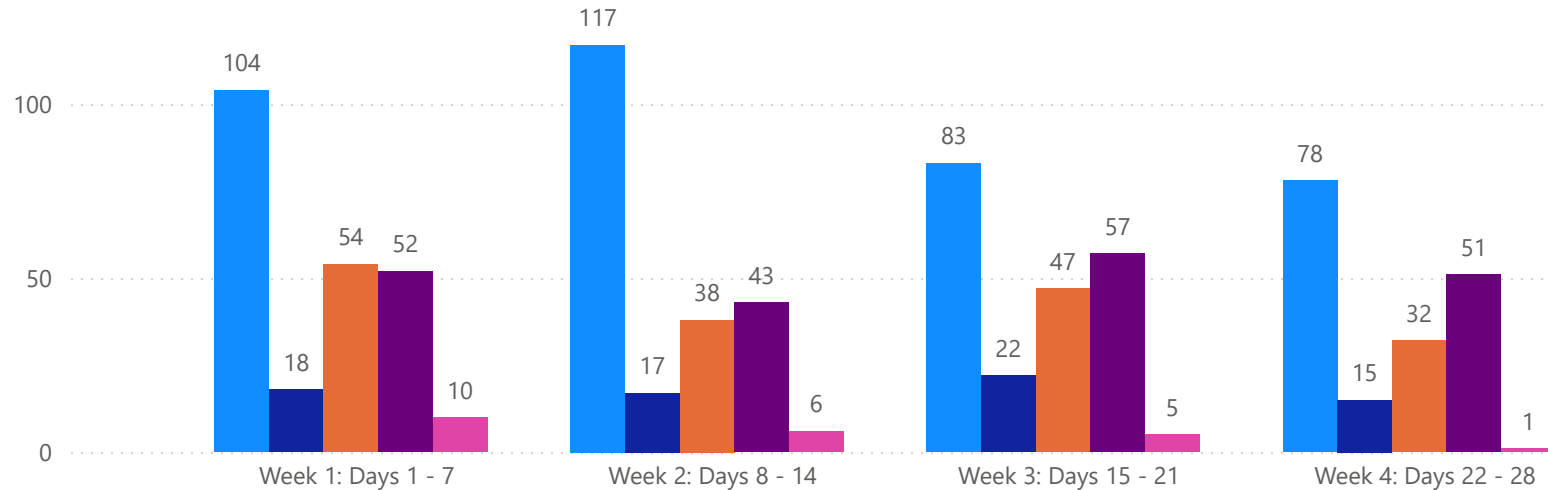


4 WEEK REAL ESTATE MARKET REPORT

HILLSBOROUGH COUNTY - CONDO

6/30/2024

MLS Status ● Active ● Canceled ● Pending ● Sold ● Temporarily Off-Market



TOTALS

MLS Status	4 Week Total
Active	382
Canceled	72
Pending	171
Sold	203
Temporarily Off-Market	22

DAILY MARKET CHANGE

Category	Sum of Hillsborough	*Back on Market can be from these sources - Pending, Temp Off Market, Canceled and Expired Listing)
Back on the Market	2	
New Listings	2	
Price Decrease	4	
Price Increase	0	

7 DAY SOLD COMPARISON

Closed Prior Year	Volume	Count	Closed Prior Year	Volume	Count
Friday, June 28, 2024	\$14,951,250	25	Friday, June 30, 2023	\$9,430,900	25
Thursday, June 27, 2024	\$400,000	2	Thursday, June 29, 2023	\$2,402,000	10
Wednesday, June 26, 2024	\$5,564,000	12	Wednesday, June 28, 2023	\$4,625,000	9
Tuesday, June 25, 2024	\$3,904,000	6	Tuesday, June 27, 2023	\$4,334,950	7
Monday, June 24, 2024	\$1,810,500	7	Monday, June 26, 2023	\$4,473,750	10
Total	\$26,629,750	52	Total	\$25,266,600	61

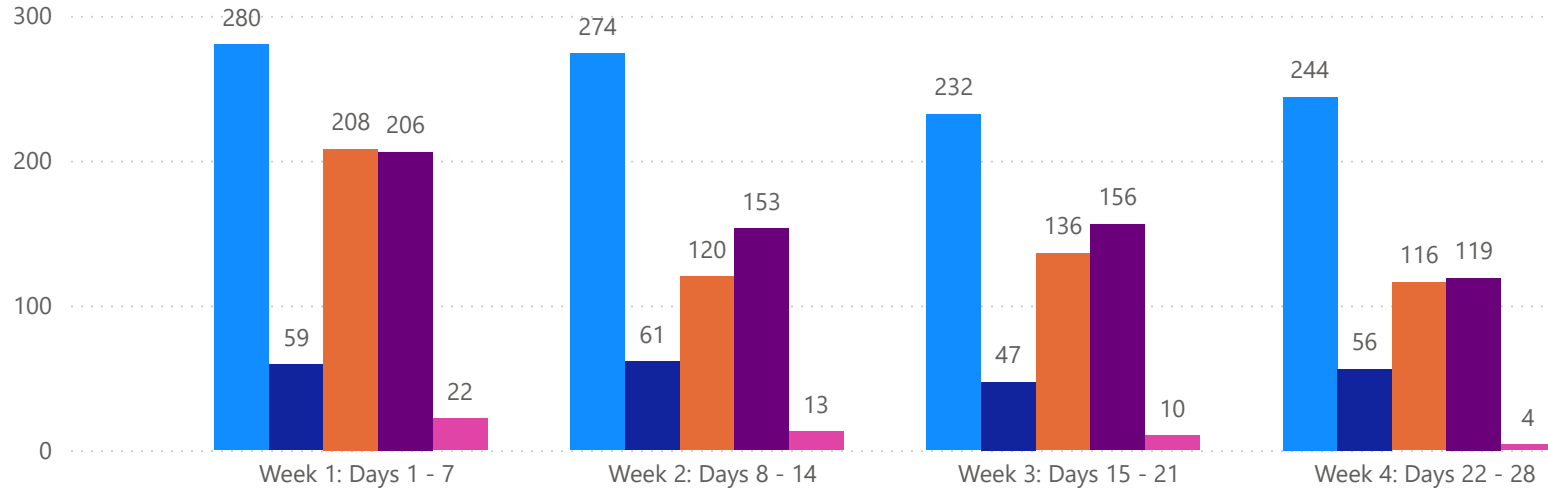


4 WEEK REAL ESTATE MARKET REPORT

SARASOTA COUNTY - SINGLE FAMILY HOME

6/30/2024

MLS Status ● Active ● Canceled ● Pending ● Sold ● Temporarily Off-Market



TOTALS

MLS Status	4 Week Total
Active	1030
Canceled	223
Pending	580
Sold	634
Temporarily Off-Market	49

DAILY MARKET CHANGE

Category	Sum of Sarasota
Back on the Market	6
New Listings	15
Price Decrease	18
Price Increase	1

*Back on Market can be from these sources - Pending, Temp Off Market, Cancelled and Expired Listing)

7 DAY SOLD COMPARISON

Closed Prior Year	Volume	Count
Friday, June 28, 2024	\$56,105,960	67
Thursday, June 27, 2024	\$26,339,236	44
Wednesday, June 26, 2024	\$28,207,973	42
Tuesday, June 25, 2024	\$13,278,283	23
Monday, June 24, 2024	\$18,554,977	30
Total	\$142,486,429	206

Closed Prior Year	Volume	Count
Friday, June 30, 2023	\$62,152,897	85
Thursday, June 29, 2023	\$21,261,820	37
Wednesday, June 28, 2023	\$27,019,544	32
Tuesday, June 27, 2023	\$17,113,492	28
Monday, June 26, 2023	\$28,616,235	31
Saturday, June 24, 2023	\$648,000	2
Total	\$156,811,988	215

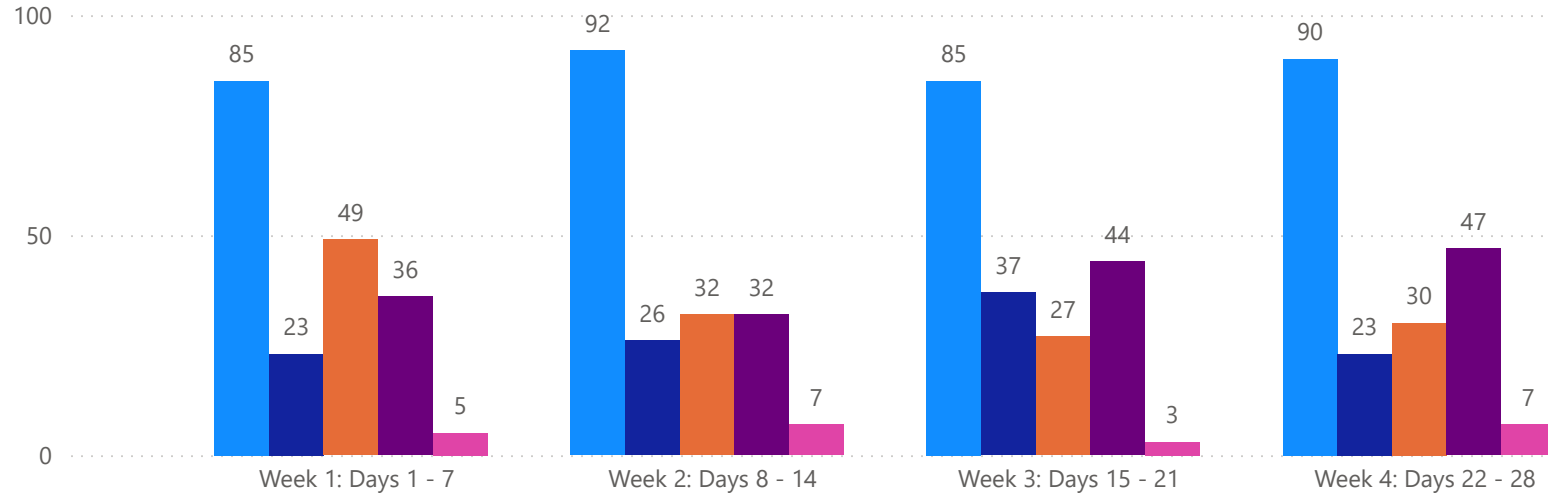


4 WEEK REAL ESTATE MARKET REPORT

SARASOTA COUNTY - CONDO

6/30/2024

MLS Status ● Active ● Canceled ● Pending ● Sold ● Temporarily Off-Market



TOTALS

MLS Status	4 Week Total
Active	352
Canceled	109
Pending	138
Sold	159
Temporarily Off-Market	22

DAILY MARKET CHANGE

Category	Sum of Sarasota
Back on the Market	0
New Listings	1
Price Decrease	6
Price Increase	0

*Back on Market can be from these sources - Pending, Temp Off Market, Cancelled and Expired Listing)

7 DAY SOLD COMPARISON

Closed Prior Year	Volume	Count
Friday, June 28, 2024	\$3,696,250	10
Thursday, June 27, 2024	\$7,380,000	8
Wednesday, June 26, 2024	\$7,725,000	6
Tuesday, June 25, 2024	\$3,736,500	5
Monday, June 24, 2024	\$6,979,000	7
Total	\$29,516,750	36

Closed Prior Year	Volume	Count
Friday, June 30, 2023	\$11,983,900	24
Thursday, June 29, 2023	\$8,195,000	13
Wednesday, June 28, 2023	\$1,439,000	5
Tuesday, June 27, 2023	\$215,000	1
Monday, June 26, 2023	\$20,337,400	16
Total	\$42,170,300	59

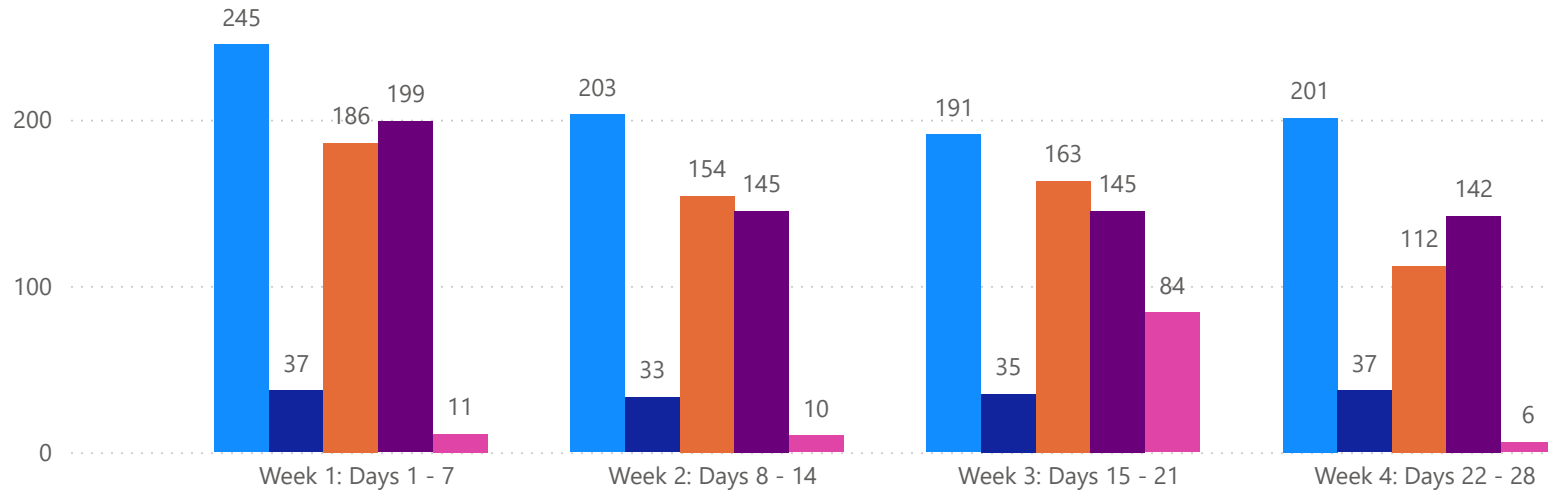


4 WEEK REAL ESTATE MARKET REPORT

MANATEE COUNTY - SINGLE FAMILY HOME

6/30/2024

MLS Status ● Active ● Canceled ● Pending ● Sold ● Temporarily Off-Market



TOTALS

MLS Status	4 Week Total
Active	840
Canceled	142
Pending	615
Sold	631
Temporarily Off-Market	111

DAILY MARKET CHANGE

Category	Sum of Manatee
Back on the Market	1
New Listings	6
Price Decrease	10
Price Increase	0

*Back on Market can be from these sources - Pending, Temp Off Market, Cancelled and Expired Listing)

7 DAY SOLD COMPARISON

Closed Prior Year	Volume	Count
Friday, June 28, 2024	\$35,181,223	51
Thursday, June 27, 2024	\$32,124,474	37
Wednesday, June 26, 2024	\$23,650,873	39
Tuesday, June 25, 2024	\$18,760,858	35
Monday, June 24, 2024	\$25,614,339	37
Total	\$135,331,767	199

Closed Prior Year	Volume	Count
Friday, June 30, 2023	\$65,430,340	92
Thursday, June 29, 2023	\$30,851,930	49
Wednesday, June 28, 2023	\$22,166,859	31
Tuesday, June 27, 2023	\$21,079,450	31
Monday, June 26, 2023	\$25,062,892	36
Sunday, June 25, 2023	\$849,000	1
Saturday, June 24, 2023	\$10,259,790	20
Total	\$175,700,261	260

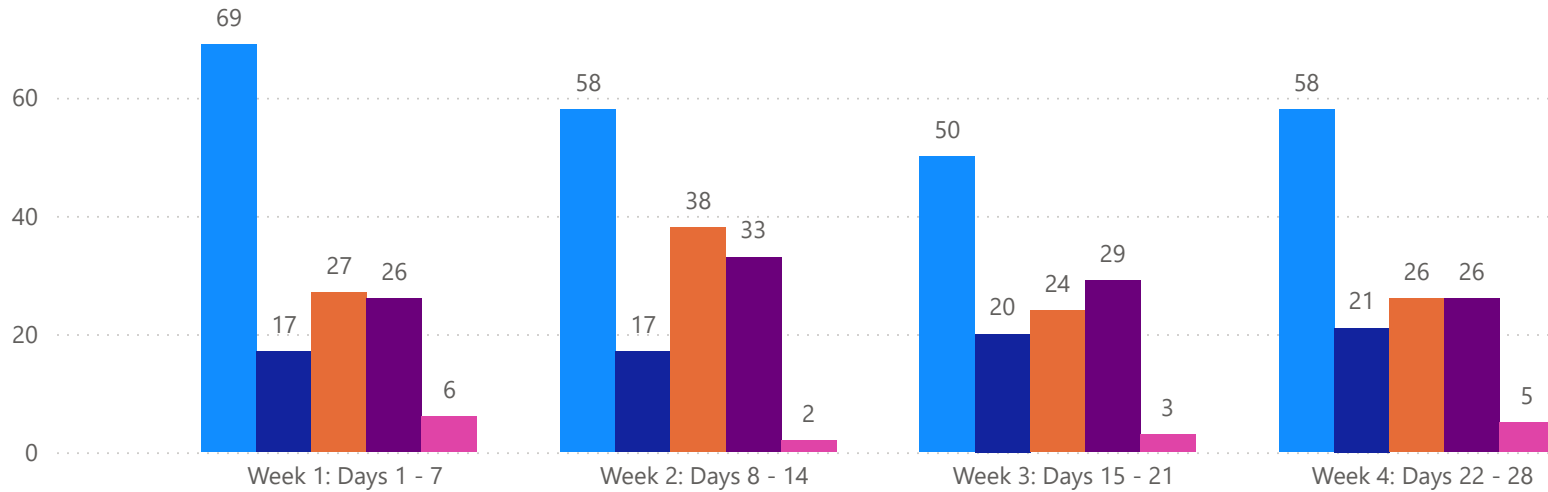


4 WEEK REAL ESTATE MARKET REPORT

MANATEE COUNTY - CONDO

6/30/2024

MLSStatus ● Active ● Canceled ● Pending ● Sold ● Temporarily Off-Market



TOTALS

MLS Status	4 Week Total
Active	235
Canceled	75
Pending	115
Sold	114
Temporarily Off-Market	16

DAILY MARKET CHANGE

Category	Sum of Manatee
Back on the Market	2
New Listings	1
Price Decrease	4
Price Increase	0

*Back on Market can be from these sources - Pending, Temp Off Market, Cancelled and Expired Listing)

7 DAY SOLD COMPARISON

Closed Prior Year	Volume	Count	Closed Prior Year	Volume	Count
Friday, June 28, 2024	\$9,925,400	12	Friday, June 30, 2023	\$6,133,382	20
Thursday, June 27, 2024	\$701,000	2	Thursday, June 29, 2023	\$1,660,000	7
Wednesday, June 26, 2024	\$1,435,000	5	Wednesday, June 28, 2023	\$5,494,480	12
Tuesday, June 25, 2024	\$1,908,875	4	Tuesday, June 27, 2023	\$2,302,322	6
Monday, June 24, 2024	\$1,413,000	3	Monday, June 26, 2023	\$1,301,400	3
Total	\$15,383,275	26	Total	\$16,891,584	48

