



## **4 WEEK REAL ESTATE MARKET REPORT**

**Monday, July 8, 2024**

*As of: Tuesday, July 9, 2024*

- 1 Report Breakdown**
- 2 Cumulative Tampa Bay Report - Single Family Home**
- 3 Cumulative Tampa Bay Report - Condominium**
- 4 Pinellas County - Single Family Home**
- 5 Pinellas County - Condominium**
- 6 Pasco County - Single Family Home**
- 7 Pasco County - Condominium**
- 8 Hillsborough County - Single Family Home**
- 9 Hillsborough County - Condominium**
- 10 Sarasota County - Single Family Home**
- 11 Sarasota County - Condominium**
- 12 Manatee County - Single Family Home**
- 13 Manatee County - Condominium**

# 4 WEEK REAL ESTATE MARKET REPORT

## REPORT BREAKDOWN

Monday, July 8, 2024

as of: 7/9/2024



Day 1	Monday, July 8, 2024
Day 2	Sunday, July 7, 2024
Day 3	Saturday, July 6, 2024
Day 4	Friday, July 5, 2024
Day 5	Thursday, July 4, 2024
Day 6	Wednesday, July 3, 2024
Day 7	Tuesday, July 2, 2024
Day 8	Monday, July 1, 2024
Day 9	Sunday, June 30, 2024
Day 10	Saturday, June 29, 2024
Day 11	Friday, June 28, 2024
Day 12	Thursday, June 27, 2024
Day 13	Wednesday, June 26, 2024
Day 14	Tuesday, June 25, 2024
Day 15	Monday, June 24, 2024
Day 16	Sunday, June 23, 2024
Day 17	Saturday, June 22, 2024
Day 18	Friday, June 21, 2024
Day 19	Thursday, June 20, 2024
Day 20	Wednesday, June 19, 2024
Day 21	Tuesday, June 18, 2024
Day 22	Monday, June 17, 2024
Day 23	Sunday, June 16, 2024
Day 24	Saturday, June 15, 2024
Day 25	Friday, June 14, 2024
Day 26	Thursday, June 13, 2024
Day 27	Wednesday, June 12, 2024
Day 28	Tuesday, June 11, 2024

### REPORT BREAKDOWN

#### GRAPH:

Active - Newly listed during the date range

Pending - Status changed to 'pending' during the date range

Sold - Closed during the date range

Canceled - Canceled during the date range

Temp off Market - Status changed to 'temp' off market' during the date range

The date ranges are not cumulative.

Day 1: Monday, July 8, 2024

Day 28: Tuesday, June 11, 2024

#### TOTALS:

4 Weeks: The summation of each date range (Day 1 - Day 28)

#### Market Changes

Day 1's New Listings, Price Increase, Price Decreases and Back on Market

Manatee County - Single Family Home

#### 7 Day Sold Comparison

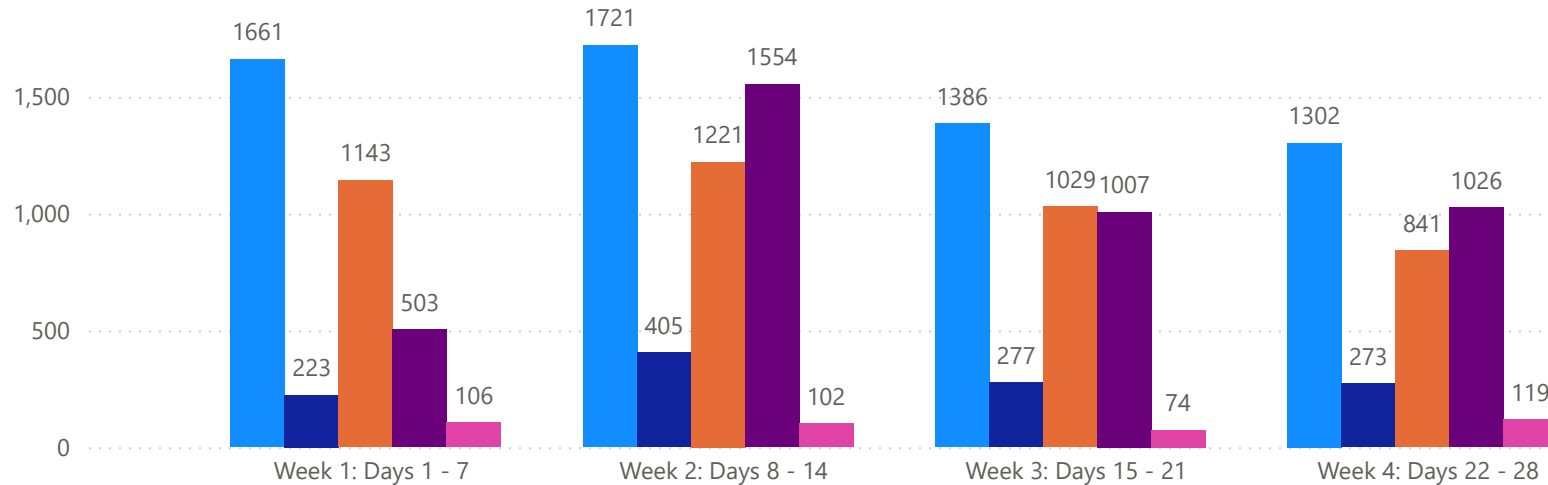
Compares the sold amount and volume in the last 7 days against the same timeframe in the prior year and days 8 - days 14.

# 4 WEEK REAL ESTATE MARKET REPORT

## TAMPA BAY - SINGLE FAMILY HOME

### 7/8/2024

**MLS Status** ● Active ● Canceled ● Pending ● Sold ● Temporarily Off-Market



### TOTALS

MLS Status	4 Week Total
Active	6070
Canceled	1178
Pending	4234
Sold	4090
Temporarily Off-Market	401

### DAILY MARKET CHANGE

Category	Sum of Total
Back on the Market	71
New Listings	218
Price Decrease	443
Price Increase	28

\*Back on Market can be from these sources - Pending, Temp Off Market, Cancelled and Expired Listing)

### 7 DAY SOLD COMPARISON

Closed Prior Year	Volume	Count
Monday, July 08, 2024	\$53,718,599	89
Sunday, July 07, 2024	\$560,000	1
Saturday, July 06, 2024	\$984,000	2
Friday, July 05, 2024	\$40,626,070	76
Thursday, July 04, 2024	\$12,823,040	15
Wednesday, July 03, 2024	\$97,594,276	158
Tuesday, July 02, 2024	\$99,080,221	162
<b>Total</b>	<b>\$305,386,206</b>	<b>503</b>

Closed Prior Year	Volume	Count
Saturday, July 08, 2023	\$2,020,990	5
Friday, July 07, 2023	\$174,532,360	275
Thursday, July 06, 2023	\$92,167,905	162
Wednesday, July 05, 2023	\$64,496,123	118
Tuesday, July 04, 2023	\$3,167,705	6
Monday, July 03, 2023	\$79,685,053	136
Sunday, July 02, 2023	\$4,468,495	9
<b>Total</b>	<b>\$420,538,631</b>	<b>711</b>

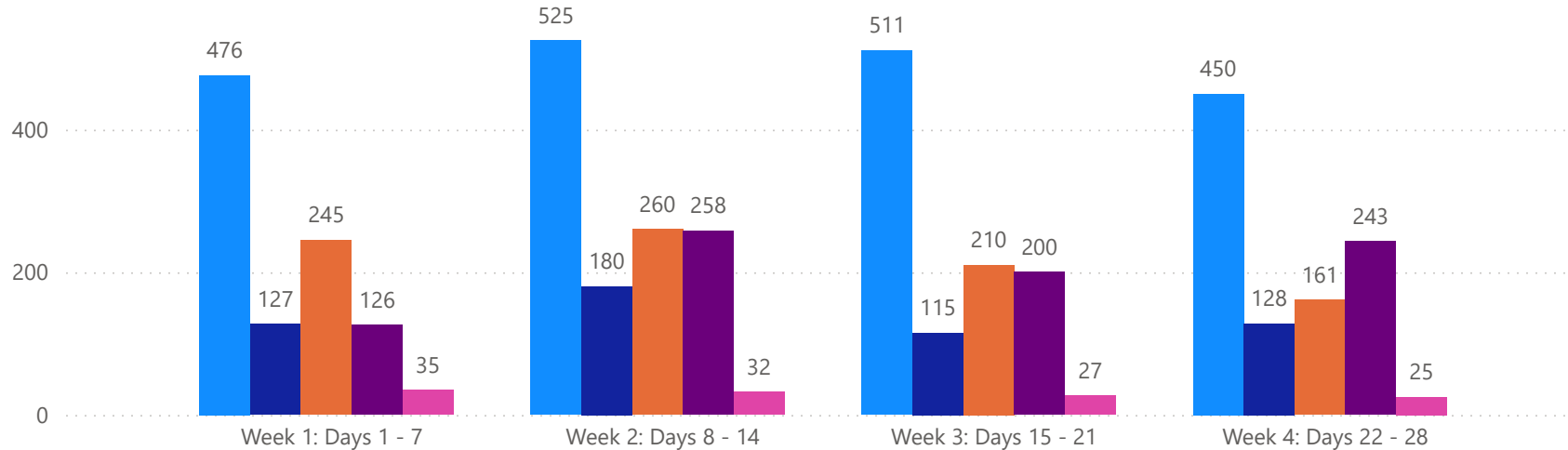


# 4 WEEK REAL ESTATE MARKET REPORT

## TAMPA BAY - CONDO

### 7/8/2024

**MLSStatus** ● Active ● Canceled ● Pending ● Sold ● Temporarily Off-Market



### TOTALS

MLS Status	4 Week Total
Active	1962
Canceled	550
Pending	876
Sold	827
Temporarily Off-Market	119

### DAILY MARKET CHANGE

Category	Sum of Total
Back on the Market	12
New Listings	54
Price Decrease	115
Price Increase	1

\*Back on Market can be from these sources - Pending, Temp Off Market, Cancelled and Expired Listing)

### 7 DAY SOLD COMPARISON

Closed Prior Year	Volume	Count
Monday, July 08, 2024	\$9,386,000	19
Saturday, July 06, 2024	\$80,000	1
Friday, July 05, 2024	\$4,505,675	18
Thursday, July 04, 2024	\$1,302,100	3
Wednesday, July 03, 2024	\$28,260,899	47
Tuesday, July 02, 2024	\$10,788,100	38
<b>Total</b>	<b>\$54,322,774</b>	<b>126</b>

Closed Prior Year	Volume	Count
Saturday, July 08, 2023	\$546,400	2
Friday, July 07, 2023	\$18,090,138	58
Thursday, July 06, 2023	\$18,642,940	36
Wednesday, July 05, 2023	\$18,094,000	44
Tuesday, July 04, 2023	\$540,000	2
Monday, July 03, 2023	\$8,765,900	31
Sunday, July 02, 2023	\$255,000	2
<b>Total</b>	<b>\$64,934,378</b>	<b>175</b>

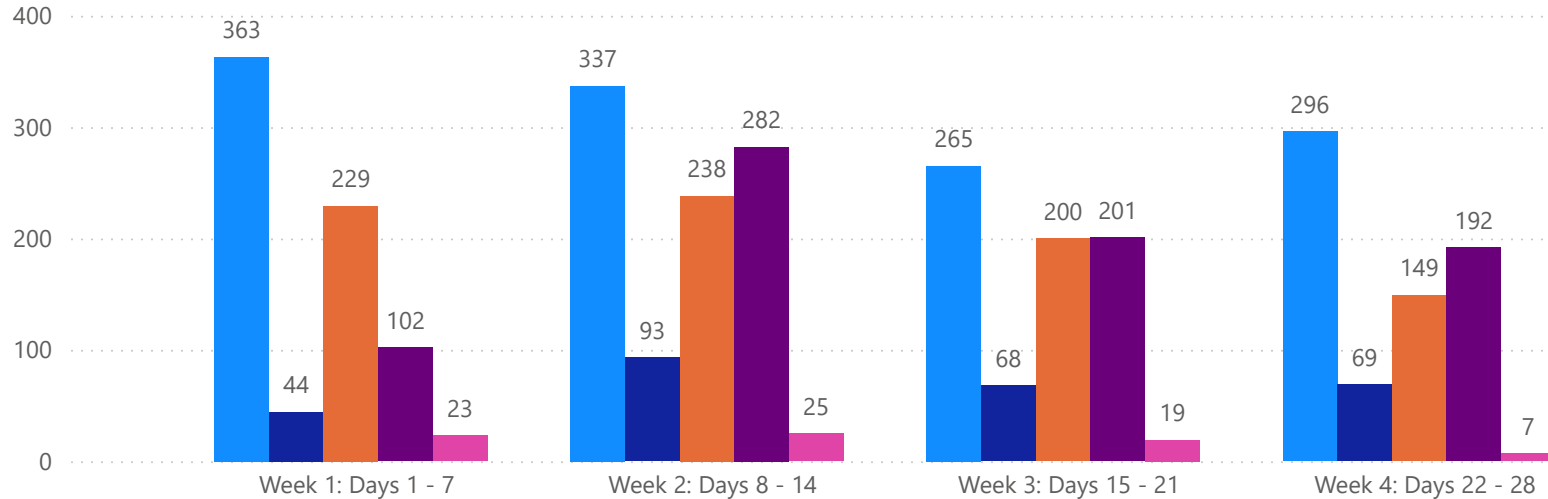


# 4 WEEK REAL ESTATE MARKET REPORT

## PINELLAS COUNTY - SINGLE FAMILY HOME

### 7/8/2024

**MLS Status** ● Active ● Canceled ● Pending ● Sold ● Temporarily Off-Market



#### TOTALS

MLS Status	4 Week Total
Active	1261
Canceled	274
Pending	816
Sold	777
Temporarily Off-Market	74

#### DAILY MARKET CHANGE

Category	Sum of Pinellas
Back on the Market	14
New Listings	40
Price Decrease	116
Price Increase	0

\*Back on Market can be from these sources - Pending, Temp Off Market, Cancelled and Expired Listing)

#### 7 DAY SOLD COMPARISON

Closed Prior Year	Volume	Count
Monday, July 08, 2024	\$11,470,499	19
Sunday, July 07, 2024	\$560,000	1
Saturday, July 06, 2024	\$984,000	2
Friday, July 05, 2024	\$9,894,400	17
Wednesday, July 03, 2024	\$20,812,227	25
Tuesday, July 02, 2024	\$23,749,200	38
<b>Total</b>	<b>\$67,470,326</b>	<b>102</b>

Closed Prior Year	Volume	Count
Saturday, July 08, 2023	\$1,480,000	3
Friday, July 07, 2023	\$31,662,551	52
Thursday, July 06, 2023	\$21,564,640	36
Wednesday, July 05, 2023	\$10,571,600	19
Monday, July 03, 2023	\$12,434,800	26
Sunday, July 02, 2023	\$240,000	1
<b>Total</b>	<b>\$77,953,591</b>	<b>137</b>

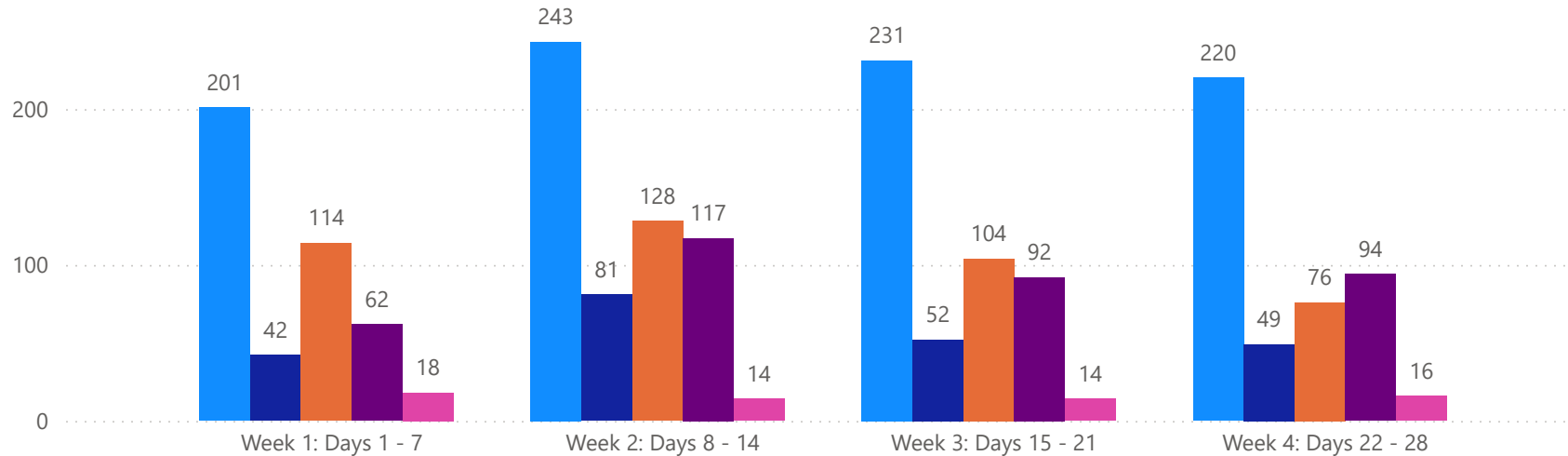


# 4 WEEK REAL ESTATE MARKET REPORT

## PINELLAS COUNTY - CONDO

### 7/8/2024

**MLSStatus** ● Active ● Canceled ● Pending ● Sold ● Temporarily Off-Market



### TOTALS

MLS Status	4 Week Total
Active	895
Canceled	224
Pending	422
Sold	365
Temporarily Off-Market	62

### DAILY MARKET CHANGE

Category	Sum of Pinellas
Back on the Market	5
New Listings	19
Price Decrease	49
Price Increase	0

\*Back on Market can be from these sources - Pending, Temp Off Market, Cancelled and Expired Listing)

### 7 DAY SOLD COMPARISON

Closed Prior Year	Volume	Count
Monday, July 08, 2024	\$3,716,000	10
Friday, July 05, 2024	\$2,605,675	10
Thursday, July 04, 2024	\$442,200	1
Wednesday, July 03, 2024	\$6,968,000	22
Tuesday, July 02, 2024	\$4,816,700	19
<b>Total</b>	<b>\$18,548,575</b>	<b>62</b>

Closed Prior Year	Volume	Count
Saturday, July 08, 2023	\$546,400	2
Friday, July 07, 2023	\$8,133,200	27
Thursday, July 06, 2023	\$7,121,250	17
Wednesday, July 05, 2023	\$10,424,500	22
Tuesday, July 04, 2023	\$260,000	1
Monday, July 03, 2023	\$4,575,500	17
<b>Total</b>	<b>\$31,060,850</b>	<b>86</b>

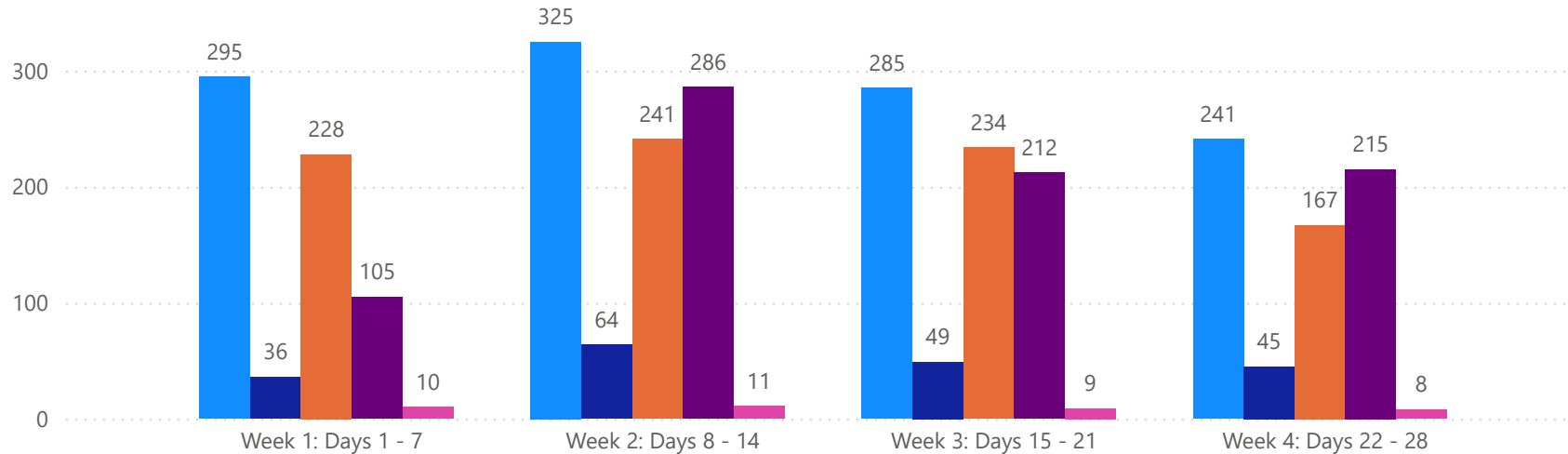


# 4 WEEK REAL ESTATE MARKET REPORT

## PASCO COUNTY - SINGLE FAMILY HOME

### 7/8/2024

**MLS Status** ● Active ● Canceled ● Pending ● Sold ● Temporarily Off-Market



#### TOTALS

MLS Status	4 Week Total
Active	1146
Canceled	194
Pending	870
Sold	818
Temporarily Off-Market	38

#### DAILY MARKET CHANGE

Category	Sum of Pasco
Back on the Market	12
New Listings	46
Price Decrease	76
Price Increase	1

\*Back on Market can be from these sources - Pending, Temp Off Market, Cancelled and Expired Listing)

#### 7 DAY SOLD COMPARISON

Closed Prior Year	Volume	Count
Monday, July 08, 2024	\$6,710,000	15
Friday, July 05, 2024	\$9,179,650	19
Thursday, July 04, 2024	\$2,512,950	6
Wednesday, July 03, 2024	\$14,393,005	35
Tuesday, July 02, 2024	\$13,024,903	30
<b>Total</b>	<b>\$45,820,508</b>	<b>105</b>

Closed Prior Year	Volume	Count
Saturday, July 08, 2023	\$215,000	1
Friday, July 07, 2023	\$24,679,250	60
Thursday, July 06, 2023	\$10,708,880	25
Wednesday, July 05, 2023	\$8,546,000	21
Monday, July 03, 2023	\$10,569,776	22
Sunday, July 02, 2023	\$1,786,410	4
<b>Total</b>	<b>\$56,505,316</b>	<b>133</b>

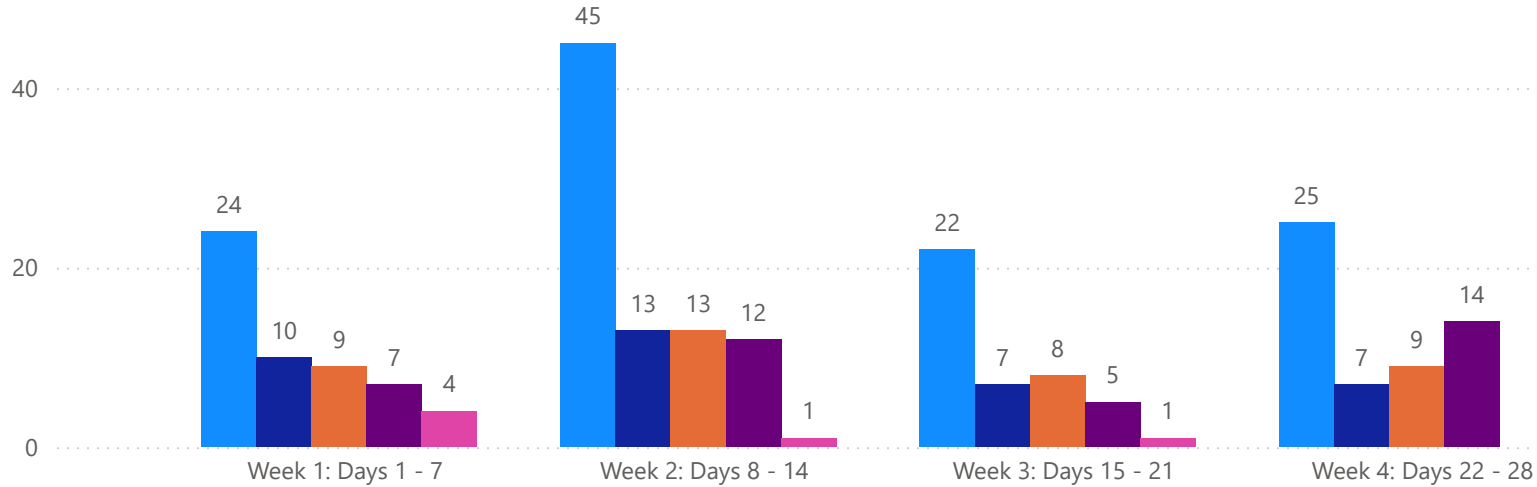


# 4 WEEK REAL ESTATE MARKET REPORT

## PASCO COUNTY - CONDO

### 7/8/2024

**MLSStatus** ● Active ● Canceled ● Pending ● Sold ● Temporarily Off-Market



### TOTALS

MLS Status	4 Week Total
Active	116
Canceled	37
Pending	39
Sold	38
Temporarily Off-Market	6

### DAILY MARKET CHANGE

Category	Sum of Pasco
Back on the Market	0
New Listings	2
Price Decrease	10
Price Increase	0

\*Back on Market can be from these sources - Pending, Temp Off Market, Cancelled and Expired Listing)

### 7 DAY SOLD COMPARISON

Closed Prior Year	Volume	Count
Friday, July 05, 2024	\$115,000	1
Wednesday, July 03, 2024	\$567,900	3
Tuesday, July 02, 2024	\$632,900	3
<b>Total</b>	<b>\$1,315,800</b>	<b>7</b>

Closed Prior Year	Volume	Count
Friday, July 07, 2023	\$779,888	4
Thursday, July 06, 2023	\$825,000	3
Wednesday, July 05, 2023	\$270,000	1
Monday, July 03, 2023	\$700,000	4
Sunday, July 02, 2023	\$95,000	1
<b>Total</b>	<b>\$2,669,888</b>	<b>13</b>



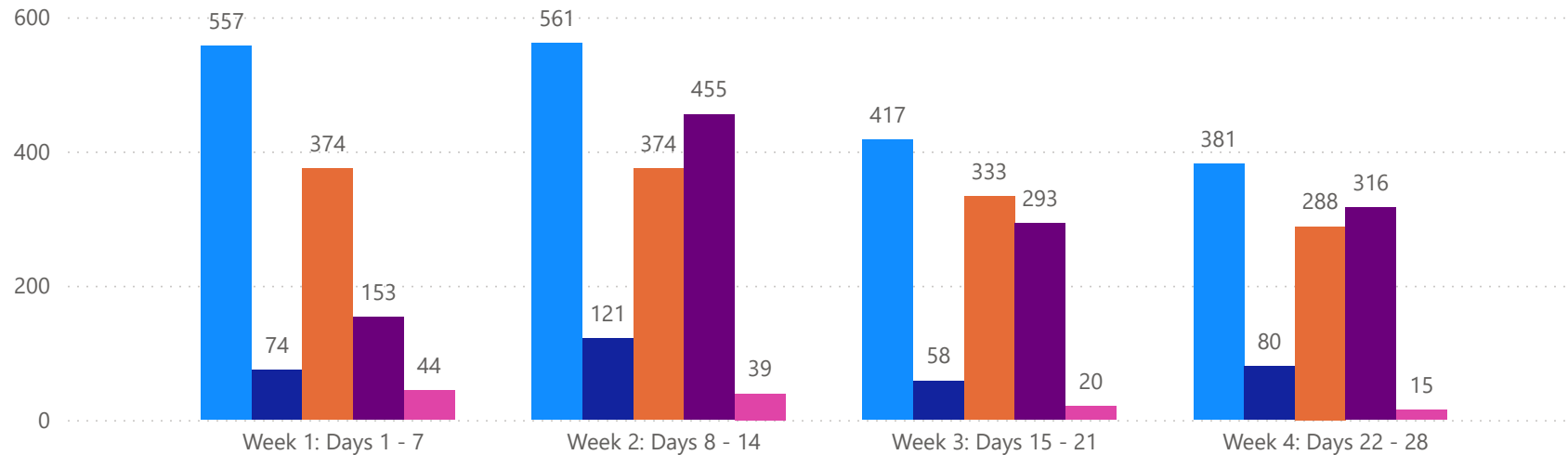


# 4 WEEK REAL ESTATE MARKET REPORT

## HILLSBOROUGH COUNTY - SINGLE FAMILY HOME

### 7/8/2024

**MLS Status** ● Active ● Canceled ● Pending ● Sold ● Temporarily Off-Market



### TOTALS

MLS Status	4 Week Total
Active	1916
Canceled	333
Pending	1369
Sold	1217
Temporarily Off-Market	118

### DAILY MARKET CHANGE

Category	Sum of Hillsborough	*Back on Market can be from these sources - Pending, Temp Off Market, Cancelled and Expired Listing)
Back on the Market	24	
New Listings	71	
Price Decrease	135	
Price Increase	19	

### 7 DAY SOLD COMPARISON

Closed Prior Year	Volume	Count
Monday, July 08, 2024	\$15,623,200	28
Friday, July 05, 2024	\$9,684,540	19
Thursday, July 04, 2024	\$5,770,980	7
Wednesday, July 03, 2024	\$33,652,695	45
Tuesday, July 02, 2024	\$33,848,398	54
<b>Total</b>	<b>\$98,579,813</b>	<b>153</b>

Closed Prior Year	Volume	Count
Friday, July 07, 2023	\$66,139,753	86
Thursday, July 06, 2023	\$26,715,434	53
Wednesday, July 05, 2023	\$23,343,089	45
Tuesday, July 04, 2023	\$1,135,000	3
Monday, July 03, 2023	\$28,314,818	55
Sunday, July 02, 2023	\$350,000	1
<b>Total</b>	<b>\$145,998,094</b>	<b>243</b>

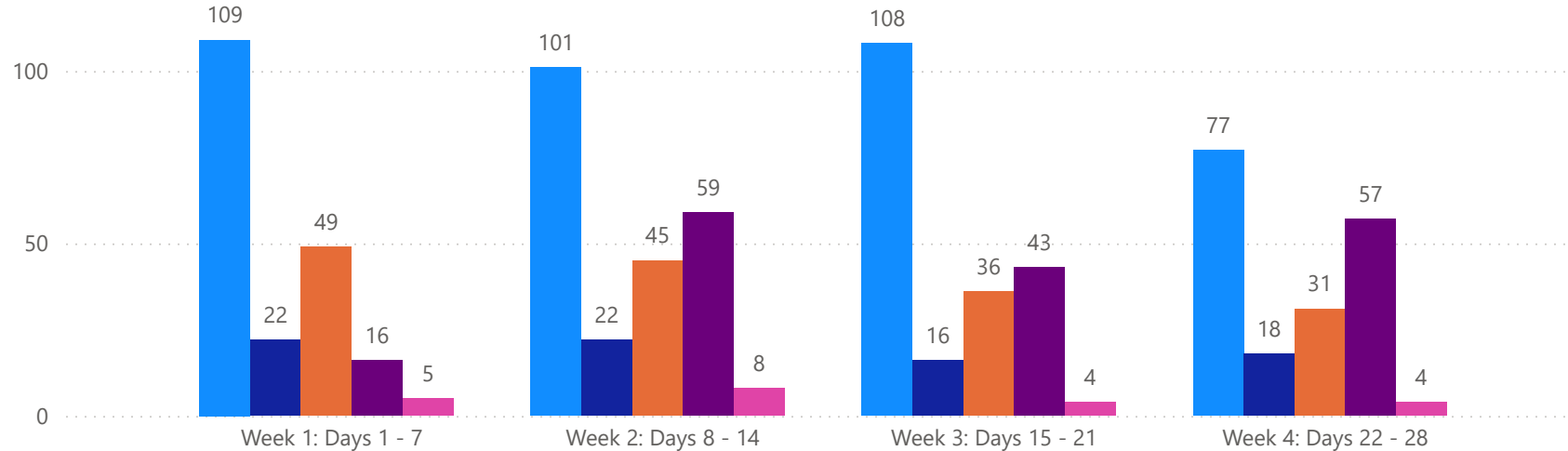


# 4 WEEK REAL ESTATE MARKET REPORT

## HILLSBOROUGH COUNTY - CONDO

### 7/8/2024

**MLS Status** ● Active ● Canceled ● Pending ● Sold ● Temporarily Off-Market



### TOTALS

MLS Status	4 Week Total
Active	395
Canceled	78
Pending	161
Sold	175
Temporarily Off-Market	21

### DAILY MARKET CHANGE

Category	Sum of Hillsborough	*Back on Market can be from these sources - Pending, Temp Off Market, Cancelled and Expired Listing)
Back on the Market	5	
New Listings	8	
Price Decrease	19	
Price Increase	0	

### 7 DAY SOLD COMPARISON

Closed Prior Year	Volume	Count
Monday, July 08, 2024	\$530,000	1
Saturday, July 06, 2024	\$80,000	1
Friday, July 05, 2024	\$235,000	1
Wednesday, July 03, 2024	\$11,972,000	8
Tuesday, July 02, 2024	\$1,454,000	5
<b>Total</b>	<b>\$14,271,000</b>	<b>16</b>

Closed Prior Year	Volume	Count
Friday, July 07, 2023	\$1,613,550	8
Thursday, July 06, 2023	\$4,055,000	7
Wednesday, July 05, 2023	\$2,718,000	8
Monday, July 03, 2023	\$833,000	3
<b>Total</b>	<b>\$9,219,550</b>	<b>26</b>

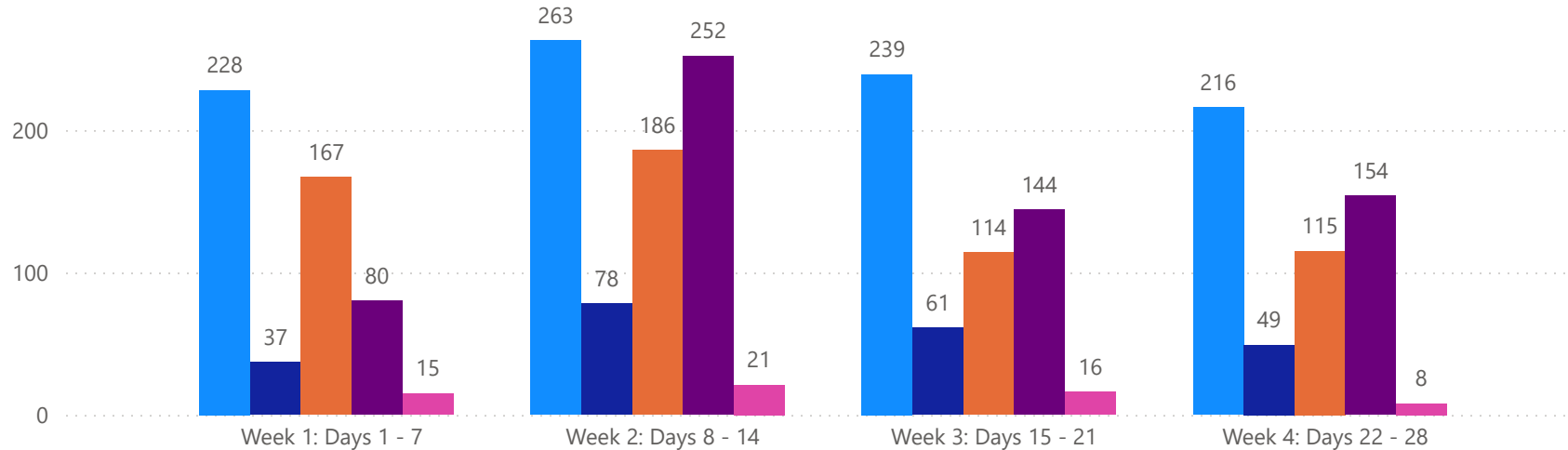


# 4 WEEK REAL ESTATE MARKET REPORT

## SARASOTA COUNTY - SINGLE FAMILY HOME

### 7/8/2024

**MLSStatus** ● Active ● Canceled ● Pending ● Sold ● Temporarily Off-Market



#### TOTALS

MLS Status	4 Week Total
Active	946
Canceled	225
Pending	582
Sold	630
Temporarily Off-Market	60

#### DAILY MARKET CHANGE

Category	Sum of Sarasota
Back on the Market	9
New Listings	37
Price Decrease	59
Price Increase	6

\*Back on Market can be from these sources - Pending, Temp Off Market, Cancelled and Expired Listing)

#### 7 DAY SOLD COMPARISON

Closed Prior Year	Volume	Count
Monday, July 08, 2024	\$11,802,900	17
Friday, July 05, 2024	\$5,489,990	11
Thursday, July 04, 2024	\$4,539,110	2
Wednesday, July 03, 2024	\$11,855,475	25
Tuesday, July 02, 2024	\$16,951,795	25
<b>Total</b>	<b>\$50,639,270</b>	<b>80</b>

Closed Prior Year	Volume	Count
Friday, July 07, 2023	\$34,050,966	46
Thursday, July 06, 2023	\$18,191,576	29
Wednesday, July 05, 2023	\$15,098,587	19
Tuesday, July 04, 2023	\$1,677,705	2
Monday, July 03, 2023	\$20,620,449	22
Sunday, July 02, 2023	\$585,000	1
<b>Total</b>	<b>\$90,224,283</b>	<b>119</b>

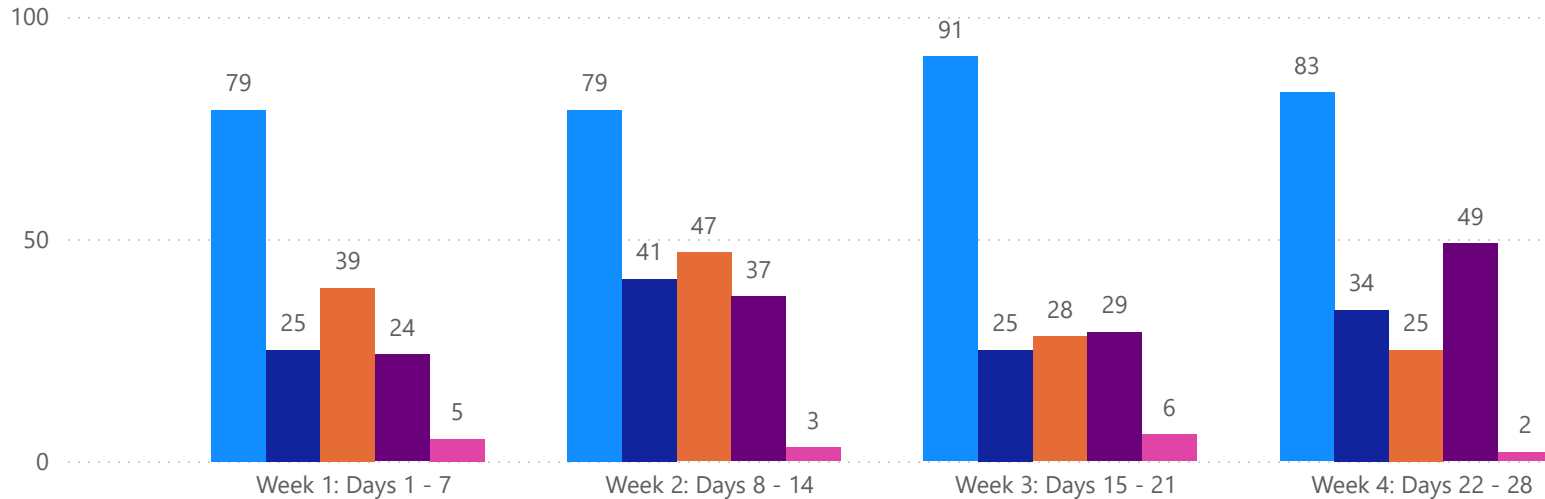


# 4 WEEK REAL ESTATE MARKET REPORT

## SARASOTA COUNTY - CONDO

7/8/2024

**MLS Status** ● Active ● Canceled ● Pending ● Sold ● Temporarily Off-Market



### TOTALS

MLS Status	4 Week Total
Active	332
Canceled	125
Pending	139
Sold	139
Temporarily Off-Market	16

### DAILY MARKET CHANGE

Category	Sum of Sarasota
Back on the Market	1
New Listings	16
Price Decrease	26
Price Increase	1

\*Back on Market can be from these sources - Pending, Temp Off Market, Cancelled and Expired Listing)

### 7 DAY SOLD COMPARISON

Closed Prior Year	Volume	Count
Monday, July 08, 2024	\$4,100,000	5
Friday, July 05, 2024	\$925,000	3
Thursday, July 04, 2024	\$859,900	2
Wednesday, July 03, 2024	\$7,427,499	9
Tuesday, July 02, 2024	\$2,229,000	5
<b>Total</b>	<b>\$15,541,399</b>	<b>24</b>

Closed Prior Year	Volume	Count
Friday, July 07, 2023	\$3,482,500	9
Thursday, July 06, 2023	\$4,130,690	5
Wednesday, July 05, 2023	\$3,066,500	8
Tuesday, July 04, 2023	\$280,000	1
Monday, July 03, 2023	\$1,235,000	2
Sunday, July 02, 2023	\$160,000	1
<b>Total</b>	<b>\$12,354,690</b>	<b>26</b>

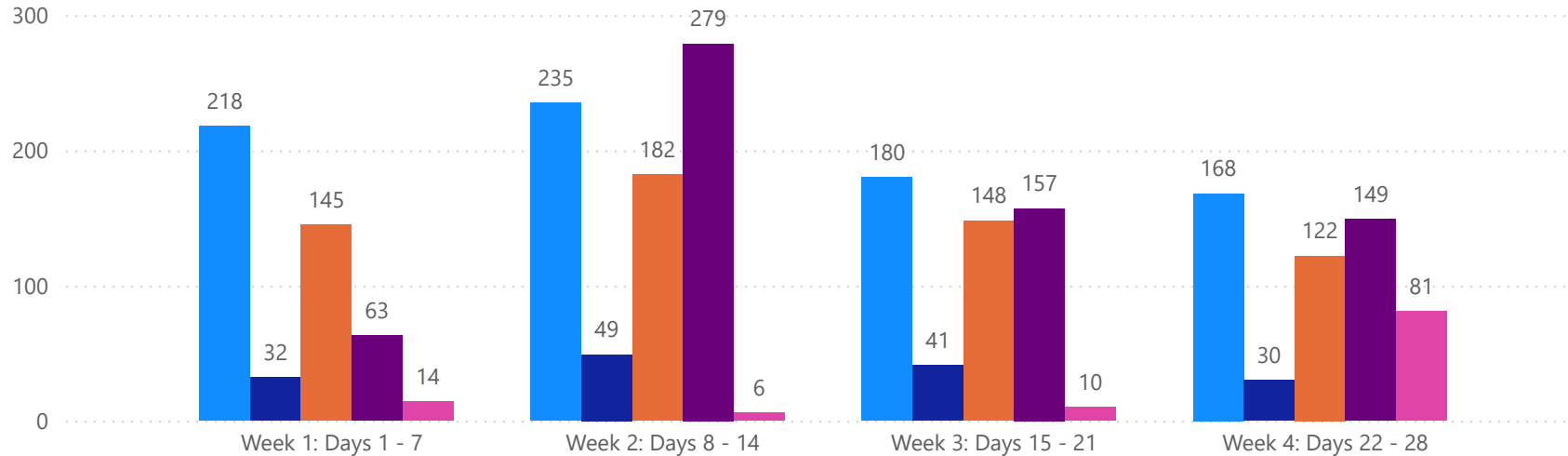


# 4 WEEK REAL ESTATE MARKET REPORT

## MANATEE COUNTY - SINGLE FAMILY HOME

### 7/8/2024

**MLS Status** ● Active ● Canceled ● Pending ● Sold ● Temporarily Off-Market



### TOTALS

MLS Status	4 Week Total
Active	801
Canceled	152
Pending	597
Sold	648
Temporarily Off-Market	111

### DAILY MARKET CHANGE

Category	Sum of Manatee
Back on the Market	12
New Listings	24
Price Decrease	57
Price Increase	2

\*Back on Market can be from these sources - Pending, Temp Off Market, Cancelled and Expired Listing)

### 7 DAY SOLD COMPARISON

Closed Prior Year	Volume	Count
Monday, July 08, 2024	\$8,112,000	10
Friday, July 05, 2024	\$6,377,490	10
Wednesday, July 03, 2024	\$16,880,874	28
Tuesday, July 02, 2024	\$11,505,925	15
<b>Total</b>	<b>\$42,876,289</b>	<b>63</b>

Closed Prior Year	Volume	Count
Saturday, July 08, 2023	\$325,990	1
Friday, July 07, 2023	\$17,999,840	31
Thursday, July 06, 2023	\$14,987,375	19
Wednesday, July 05, 2023	\$6,936,847	14
Tuesday, July 04, 2023	\$355,000	1
Monday, July 03, 2023	\$7,745,210	11
Sunday, July 02, 2023	\$1,507,085	2
<b>Total</b>	<b>\$49,857,347</b>	<b>79</b>

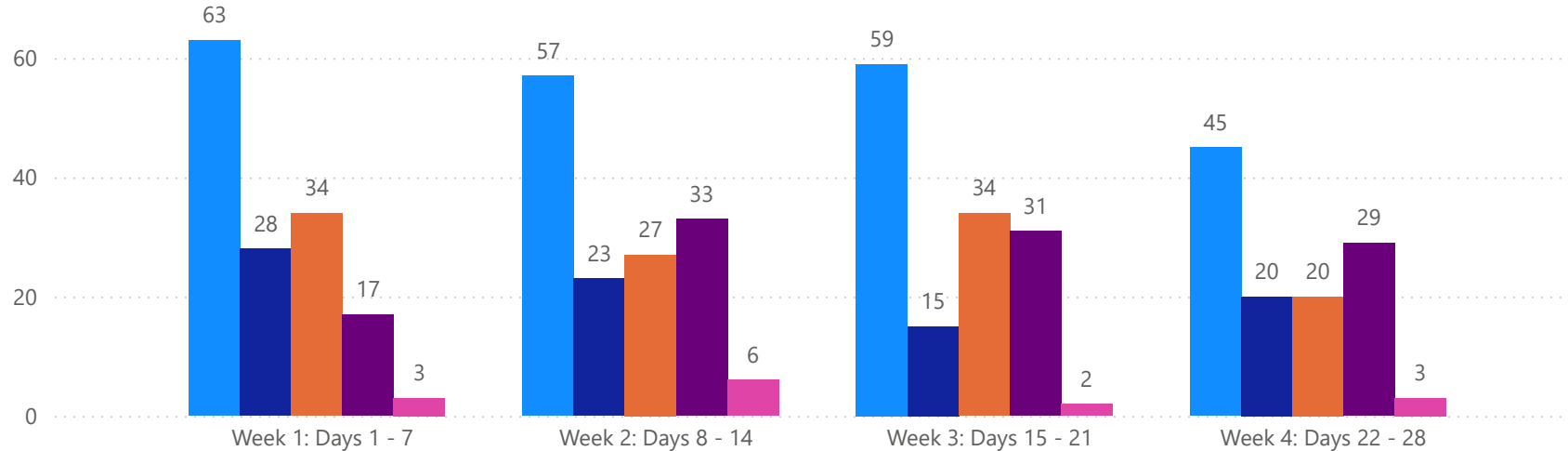


# 4 WEEK REAL ESTATE MARKET REPORT

## MANATEE COUNTY - CONDO

### 7/8/2024

**MLSStatus** ● Active ● Canceled ● Pending ● Sold ● Temporarily Off-Market



### TOTALS

MLS Status	4 Week Total
Active	224
Canceled	86
Pending	115
Sold	110
Temporarily Off-Market	14

### DAILY MARKET CHANGE

Category	Sum of Manatee
Back on the Market	1
New Listings	9
Price Decrease	11
Price Increase	0

\*Back on Market can be from these sources - Pending, Temp Off Market, Cancelled and Expired Listing)

### 7 DAY SOLD COMPARISON

Closed Prior Year	Volume	Count
Monday, July 08, 2024	\$1,040,000	3
Friday, July 05, 2024	\$625,000	3
Wednesday, July 03, 2024	\$1,325,500	5
Tuesday, July 02, 2024	\$1,655,500	6
<b>Total</b>	<b>\$4,646,000</b>	<b>17</b>

Closed Prior Year	Volume	Count
Friday, July 07, 2023	\$4,081,000	10
Thursday, July 06, 2023	\$2,511,000	4
Wednesday, July 05, 2023	\$1,615,000	5
Monday, July 03, 2023	\$1,422,400	5
<b>Total</b>	<b>\$9,629,400</b>	<b>24</b>

