



4 WEEK REAL ESTATE MARKET REPORT

Monday, December 9, 2024

As of: Tuesday, December 10, 2024

- 1 Report Breakdown
- 2 Cumulative Tampa Bay Report - Single Family Home
- 3 Cumulative Tampa Bay Report - Condominium
- 4 Pinellas County - Single Family Home
- 5 Pinellas County - Condominium
- 6 Pasco County - Single Family Home
- 7 Pasco County - Condominium
- 8 Hillsborough County - Single Family Home
- 9 Hillsborough County - Condominium
- 10 Sarasota County - Single Family Home
- 11 Sarasota County - Condominium
- 12 Manatee County - Single Family Home
- 13 Manatee County - Condominium

4 WEEK REAL ESTATE MARKET REPORT

REPORT BREAKDOWN

Monday, December 9, 2024

as of: 12/10/2024



Day 1	Monday, December 9, 2024
Day 2	Sunday, December 8, 2024
Day 3	Saturday, December 7, 2024
Day 4	Friday, December 6, 2024
Day 5	Thursday, December 5, 2024
Day 6	Wednesday, December 4, 2024
Day 7	Tuesday, December 3, 2024
Day 8	Monday, December 2, 2024
Day 9	Sunday, December 1, 2024
Day 10	Saturday, November 30, 2024
Day 11	Friday, November 29, 2024
Day 12	Thursday, November 28, 2024
Day 13	Wednesday, November 27, 2024
Day 14	Tuesday, November 26, 2024
Day 15	Monday, November 25, 2024
Day 16	Sunday, November 24, 2024
Day 17	Saturday, November 23, 2024
Day 18	Friday, November 22, 2024
Day 19	Thursday, November 21, 2024
Day 20	Wednesday, November 20, 2024
Day 21	Tuesday, November 19, 2024
Day 22	Monday, November 18, 2024
Day 23	Sunday, November 17, 2024
Day 24	Saturday, November 16, 2024
Day 25	Friday, November 15, 2024
Day 26	Thursday, November 14, 2024
Day 27	Wednesday, November 13, 2024
Day 28	Tuesday, November 12, 2024

REPORT BREAKDOWN

GRAPH:

Active - Newly listed during the date range
Pending - Status changed to 'pending' during the date range
Sold - Closed during the date range
Canceled - Canceled during the date range
Temp off Market - Status changed to 'temp' off market' during the date range

The date ranges are not cumulative.

Day 1: Monday, December 9, 2024

Day 28: Tuesday, November 12, 2024

TOTALS:

4 Weeks: The summation of each date range (Day 1 - Day 28)

Market Changes

Day 1's New Listings, Price Increase, Price Decreases and Back on Market

Manatee County - Single Family Home

7 Day Sold Comparison

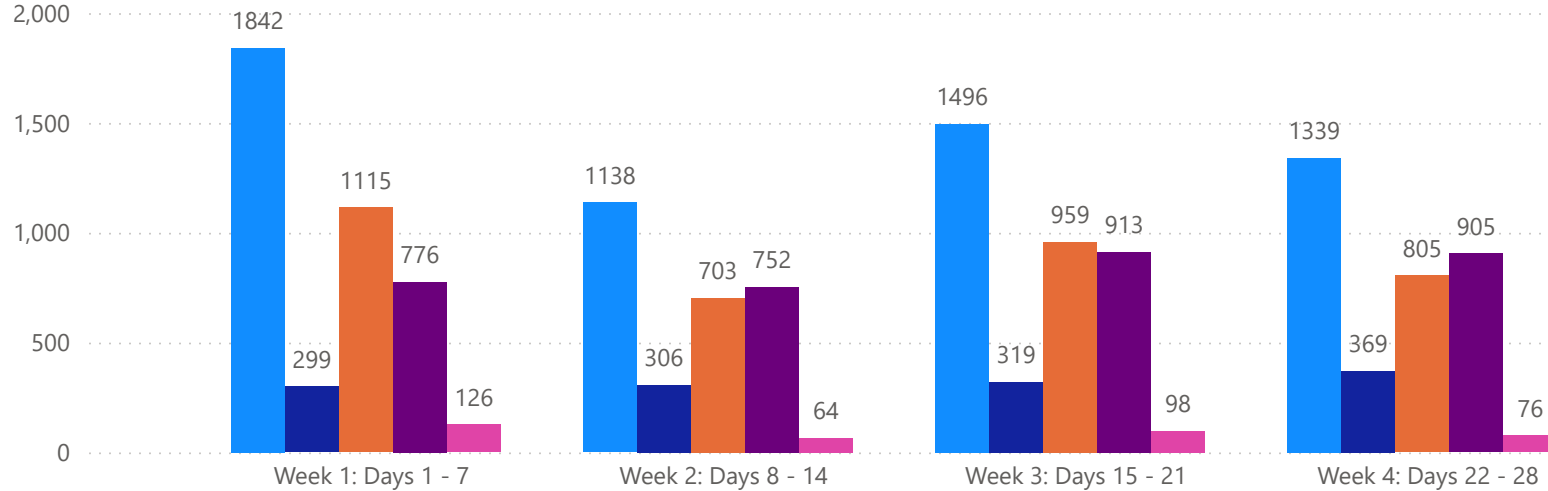
Compares the sold amount and volume in the last 7 days against the same timeframe in the prior year and days 8 - days 14.

4 WEEK REAL ESTATE MARKET REPORT

TAMPA BAY - SINGLE FAMILY HOME

12/9/2024

MLS Status ● Active ● Canceled ● Pending ● Sold ● Temporarily Off-Market



TOTALS

MLS Status	4 Week Total
Active	5815
Canceled	1293
Pending	3582
Sold	3346
Temporarily Off-Market	364

DAILY MARKET CHANGE

Category	Sum of Total	
Back on the Market	78	*Back on Market can be from these sources - Pending, Temp Off Market, Cancelled and Expired Listing)
New Listings	190	
Price Decrease	252	
Price Increase	27	

7 DAY SOLD COMPARISON

Closed Prior Year	Volume	Count	Closed Prior Year	Volume	Count
Monday, December 09, 2024	\$47,343,312	89	Saturday, December 09, 2023	\$2,293,000	5
Sunday, December 08, 2024	\$1,255,000	2	Friday, December 08, 2023	\$121,973,759	219
Friday, December 06, 2024	\$138,643,267	258	Thursday, December 07, 2023	\$74,611,152	136
Thursday, December 05, 2024	\$80,963,873	150	Wednesday, December 06, 2023	\$84,152,202	110
Wednesday, December 04, 2024	\$77,627,856	132	Tuesday, December 05, 2023	\$57,045,076	105
Tuesday, December 03, 2024	\$83,239,632	145	Monday, December 04, 2023	\$78,005,895	129
Total	\$429,072,940	776	Sunday, December 03, 2023	\$1,862,695	3
			Total	\$419,943,779	707

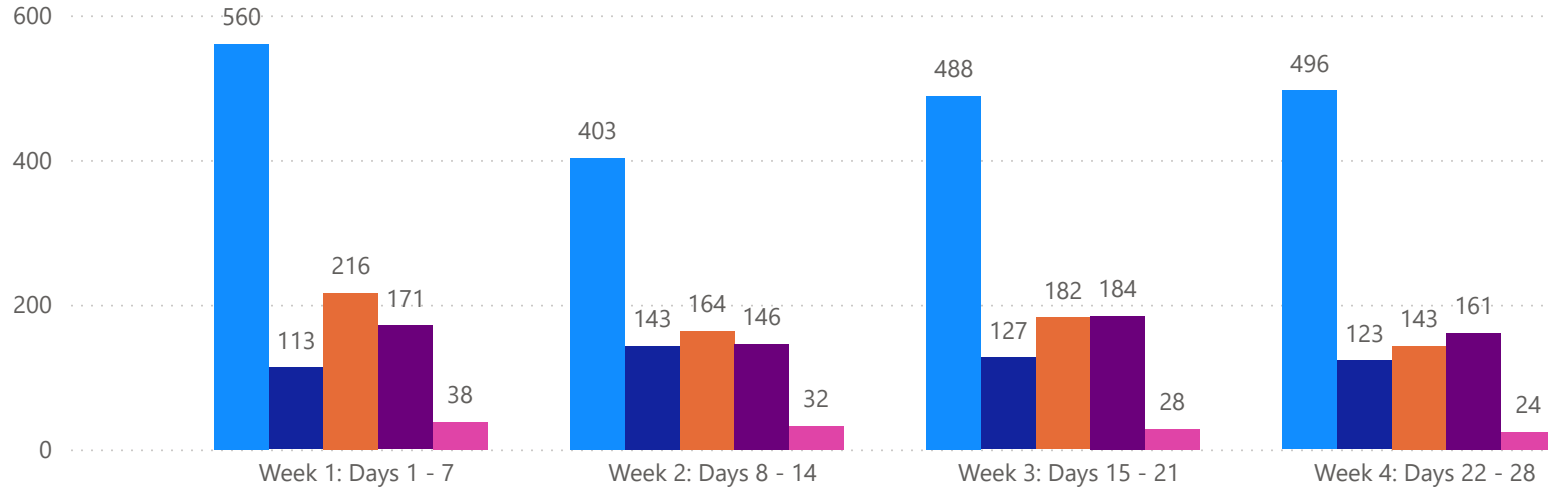


4 WEEK REAL ESTATE MARKET REPORT

TAMPA BAY - CONDO

12/9/2024

MLS Status ● Active ● Canceled ● Pending ● Sold ● Temporarily Off-Market



TOTALS

MLS Status	4 Week Total
Active	1947
Canceled	506
Pending	705
Sold	662
Temporarily Off-Market	122

DAILY MARKET CHANGE

Category	Sum of Total	
Back on the Market	18	*Back on Market can be from these sources - Pending, Temp Off Market, Cancelled and Expired Listing)
New Listings	40	
Price Decrease	104	
Price Increase	3	

7 DAY SOLD COMPARISON

Closed Prior Year	Volume	Count	Closed Prior Year	Volume	Count
Monday, December 09, 2024	\$14,211,957	19	Friday, December 08, 2023	\$17,466,650	44
Saturday, December 07, 2024	\$95,000	1	Thursday, December 07, 2023	\$30,865,037	36
Friday, December 06, 2024	\$27,887,499	54	Wednesday, December 06, 2023	\$21,641,724	32
Thursday, December 05, 2024	\$13,559,000	27	Tuesday, December 05, 2023	\$20,896,857	34
Wednesday, December 04, 2024	\$31,353,126	37	Monday, December 04, 2023	\$21,280,698	31
Tuesday, December 03, 2024	\$20,940,508	33	Sunday, December 03, 2023	\$528,000	2
Total	\$108,047,090	171	Total	\$112,678,966	179

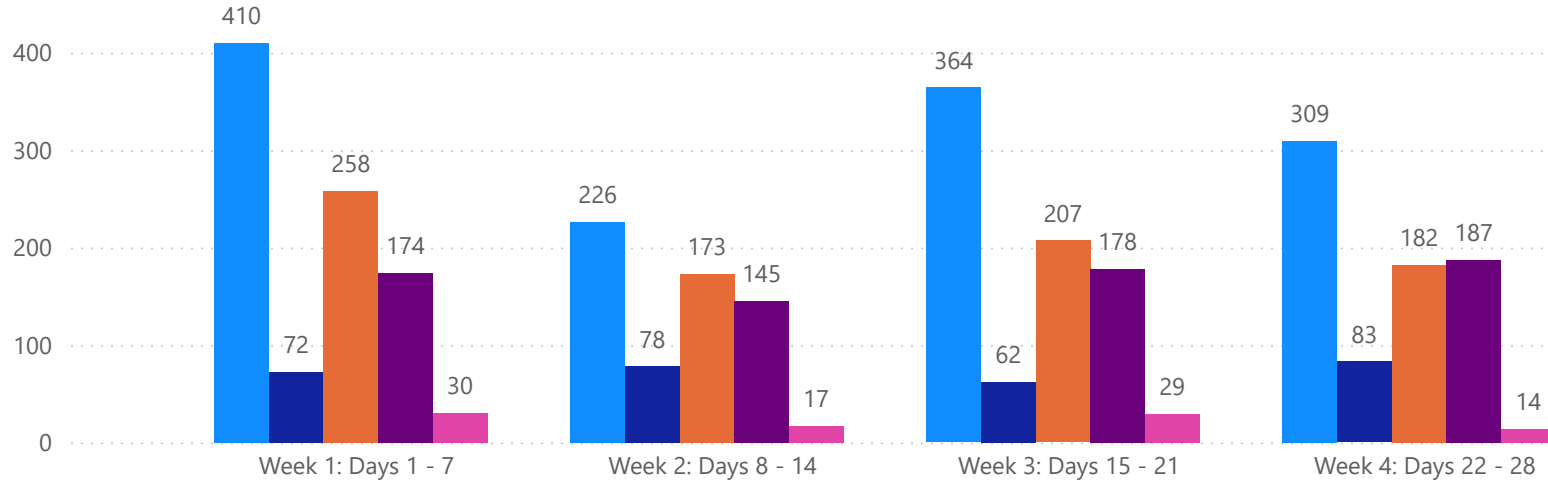


4 WEEK REAL ESTATE MARKET REPORT

PINELLAS COUNTY - SINGLE FAMILY HOME

12/9/2024

MLSStatus ● Active ● Canceled ● Pending ● Sold ● Temporarily Off-Market



TOTALS

MLS Status	4 Week Total
Active	1309
Canceled	295
Pending	820
Sold	684
Temporarily Off-Market	90

DAILY MARKET CHANGE

Category	Sum of Pinellas
Back on the Market	35
New Listings	41
Price Decrease	65
Price Increase	2

*Back on Market can be from these sources - Pending, Temp Off Market, Canceled and Expired Listing)

7 DAY SOLD COMPARISON

Closed Prior Year	Volume	Count	Closed Prior Year	Volume	Count
Monday, December 09, 2024	\$6,345,000	13	Saturday, December 09, 2023	\$175,000	1
Friday, December 06, 2024	\$39,809,822	68	Friday, December 08, 2023	\$20,515,741	37
Thursday, December 05, 2024	\$26,423,500	38	Thursday, December 07, 2023	\$11,627,434	25
Wednesday, December 04, 2024	\$14,491,674	30	Wednesday, December 06, 2023	\$14,892,800	19
Tuesday, December 03, 2024	\$17,249,250	25	Tuesday, December 05, 2023	\$14,525,000	25
Total	\$104,319,246	174	Monday, December 04, 2023	\$16,580,500	24
			Total	\$78,316,475	131

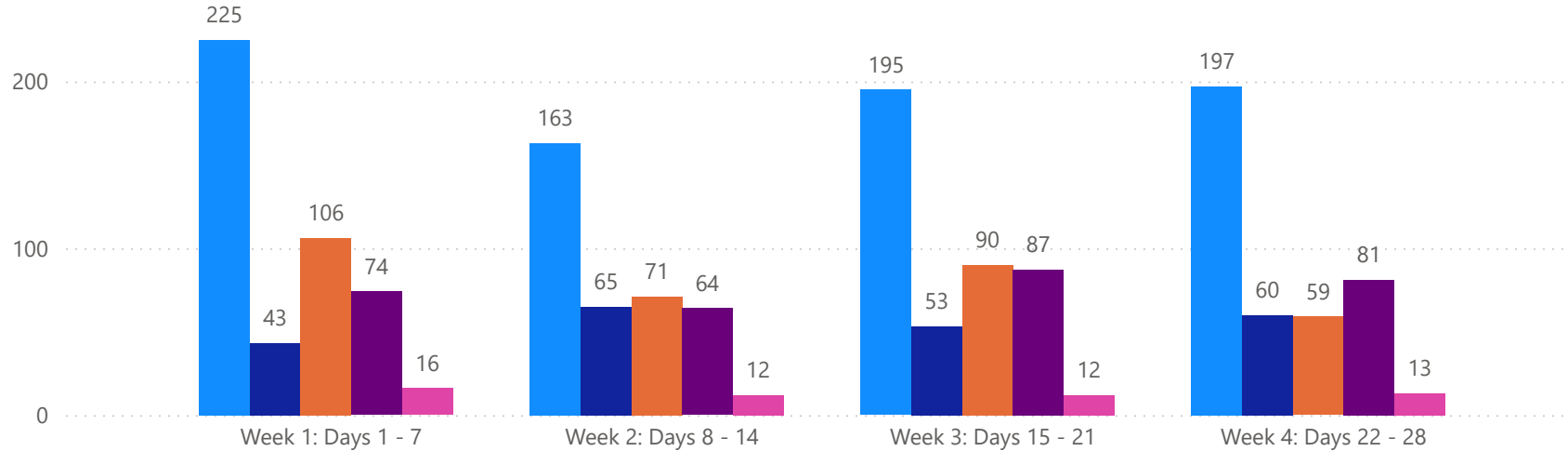


4 WEEK REAL ESTATE MARKET REPORT

PINELLAS COUNTY - CONDO

12/9/2024

MLSStatus ● Active ● Canceled ● Pending ● Sold ● Temporarily Off-Market



TOTALS

MLS Status	4 Week Total
Active	780
Canceled	221
Pending	326
Sold	306
Temporarily Off-Market	53

DAILY MARKET CHANGE

Category	Sum of Pinellas
Back on the Market	7
New Listings	16
Price Decrease	47
Price Increase	1

*Back on Market can be from these sources - Pending, Temp Off Market, Cancelled and Expired Listing)

7 DAY SOLD COMPARISON

Closed Prior Year	Volume	Count	Closed Prior Year	Volume	Count
Monday, December 09, 2024	\$7,000,500	12	Friday, December 08, 2023	\$3,442,640	14
Saturday, December 07, 2024	\$95,000	1	Thursday, December 07, 2023	\$14,107,950	15
Friday, December 06, 2024	\$6,321,250	20	Wednesday, December 06, 2023	\$11,561,115	15
Thursday, December 05, 2024	\$2,383,500	10	Tuesday, December 05, 2023	\$8,284,400	14
Wednesday, December 04, 2024	\$9,585,500	14	Monday, December 04, 2023	\$6,350,024	12
Tuesday, December 03, 2024	\$6,518,508	17	Sunday, December 03, 2023	\$240,000	1
Total	\$31,904,258	74	Total	\$43,986,129	71

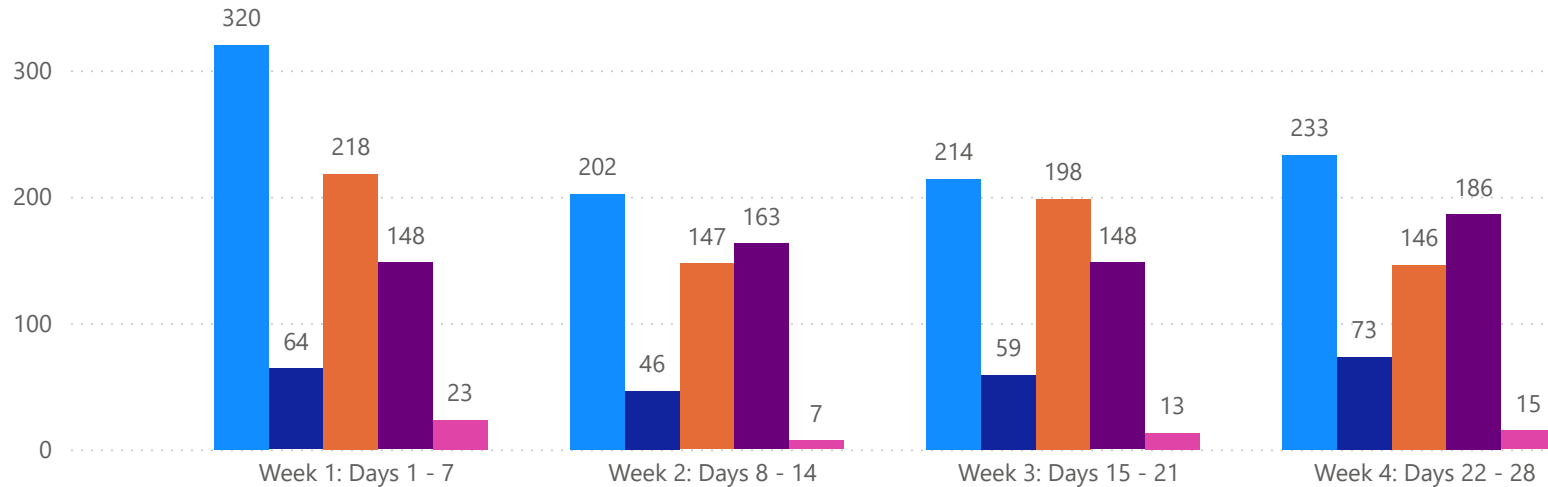


4 WEEK REAL ESTATE MARKET REPORT

PASCO COUNTY - SINGLE FAMILY HOME

12/9/2024

MLSStatus ● Active ● Canceled ● Pending ● Sold ● Temporarily Off-Market



TOTALS

MLS Status	4 Week Total
Active	969
Canceled	242
Pending	709
Sold	645
Temporarily Off-Market	58

DAILY MARKET CHANGE

Category	Sum of Pasco
Back on the Market	9
New Listings	41
Price Decrease	49
Price Increase	14

*Back on Market can be from these sources - Pending, Temp Off Market, Canceled and Expired Listing)

7 DAY SOLD COMPARISON

Closed Prior Year	Volume	Count	Closed Prior Year	Volume	Count
Monday, December 09, 2024	\$9,101,340	20	Saturday, December 09, 2023	\$560,000	1
Friday, December 06, 2024	\$19,907,410	49	Friday, December 08, 2023	\$14,796,489	35
Thursday, December 05, 2024	\$8,001,835	21	Thursday, December 07, 2023	\$9,609,218	19
Wednesday, December 04, 2024	\$10,501,990	27	Wednesday, December 06, 2023	\$12,045,598	24
Tuesday, December 03, 2024	\$11,671,300	31	Tuesday, December 05, 2023	\$9,228,007	20
Total	\$59,183,875	148	Monday, December 04, 2023	\$11,230,670	28
			Sunday, December 03, 2023	\$827,695	2
			Total	\$58,297,677	129

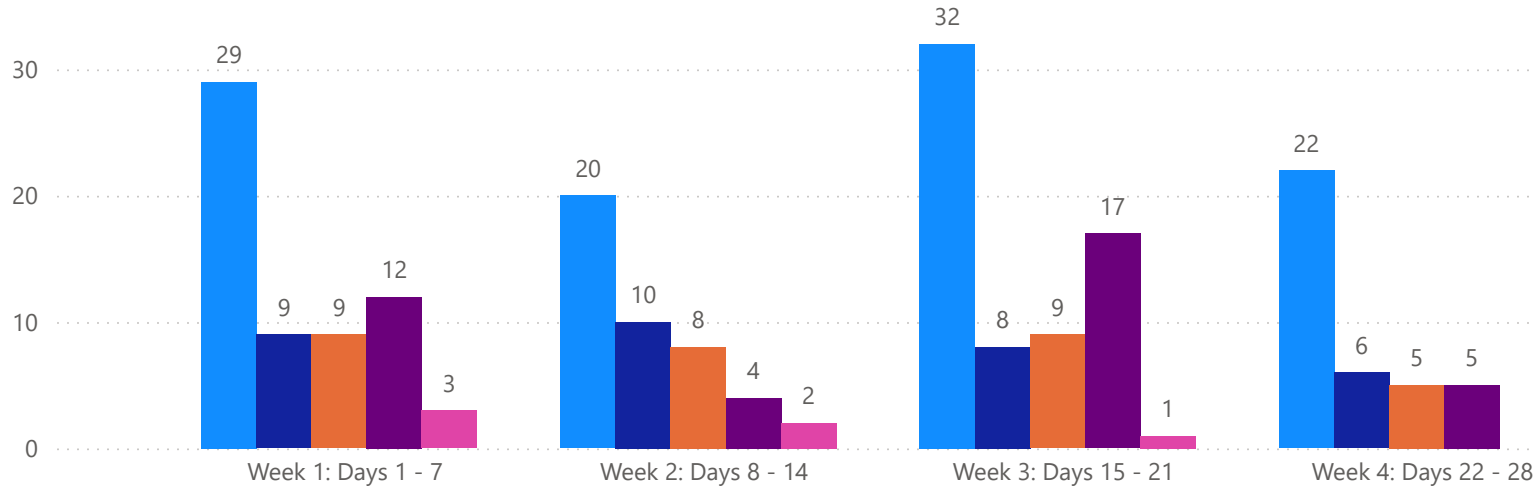


4 WEEK REAL ESTATE MARKET REPORT

PASCO COUNTY - CONDO

12/9/2024

MlsStatus ● Active ● Canceled ● Pending ● Sold ● Temporarily Off-Market



TOTALS

MLS Status	4 Week Total
Active	103
Canceled	33
Pending	31
Sold	38
Temporarily Off-Market	6

DAILY MARKET CHANGE

Category	Sum of Pasco
Back on the Market	1
New Listings	4
Price Decrease	8
Price Increase	1

*Back on Market can be from these sources - Pending, Temp Off Market, Canceled and Expired Listing)

7 DAY SOLD COMPARISON

Closed Prior Year	Volume	Count	Closed Prior Year	Volume	Count
Friday, December 06, 2024	\$610,500	4	Friday, December 08, 2023	\$455,000	3
Thursday, December 05, 2024	\$140,000	1	Thursday, December 07, 2023	\$179,500	1
Wednesday, December 04, 2024	\$611,000	4	Wednesday, December 06, 2023	\$340,000	2
Tuesday, December 03, 2024	\$380,000	3	Tuesday, December 05, 2023	\$137,500	1
Total	\$1,741,500	12	Monday, December 04, 2023	\$290,000	1
			Total	\$1,402,000	8

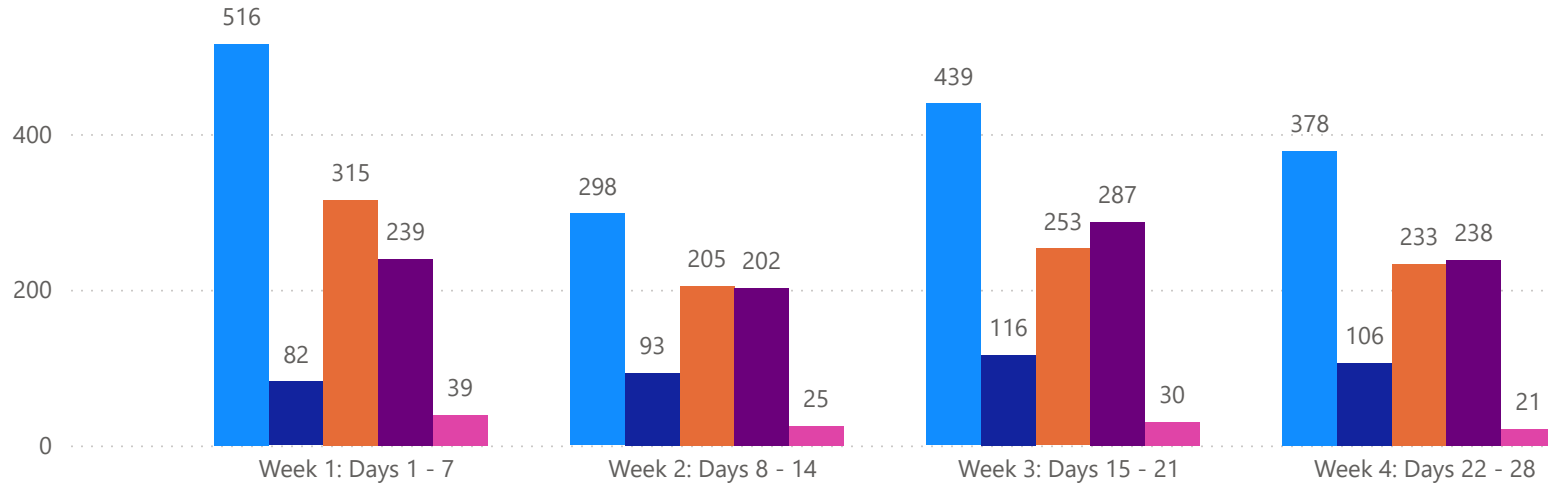


4 WEEK REAL ESTATE MARKET REPORT

HILLSBOROUGH COUNTY - SINGLE FAMILY HOME

12/9/2024

MLS Status ● Active ● Canceled ● Pending ● Sold ● Temporarily Off-Market



TOTALS

MLS Status	4 Week Total
Active	1631
Canceled	397
Pending	1006
Sold	966
Temporarily Off-Market	115

DAILY MARKET CHANGE

Category	Sum of Hillsborough	*Back on Market can be from these sources - Pending, Temp Off Market, Cancelled and Expired Listing)
Back on the Market	6	
New Listings	37	
Price Decrease	20	
Price Increase	2	

7 DAY SOLD COMPARISON

Closed Prior Year	Volume	Count	Closed Prior Year	Volume	Count
Monday, December 09, 2024	\$13,191,000	28	Saturday, December 09, 2023	\$650,000	1
Sunday, December 08, 2024	\$900,000	1	Friday, December 08, 2023	\$38,704,226	75
Friday, December 06, 2024	\$40,281,195	79	Thursday, December 07, 2023	\$26,793,725	46
Thursday, December 05, 2024	\$21,398,103	45	Wednesday, December 06, 2023	\$12,805,382	26
Wednesday, December 04, 2024	\$25,107,735	46	Tuesday, December 05, 2023	\$14,617,280	28
Tuesday, December 03, 2024	\$18,972,766	40	Monday, December 04, 2023	\$22,739,165	47
Total	\$119,850,799	239	Sunday, December 03, 2023	\$1,035,000	1
			Total	\$117,344,778	224

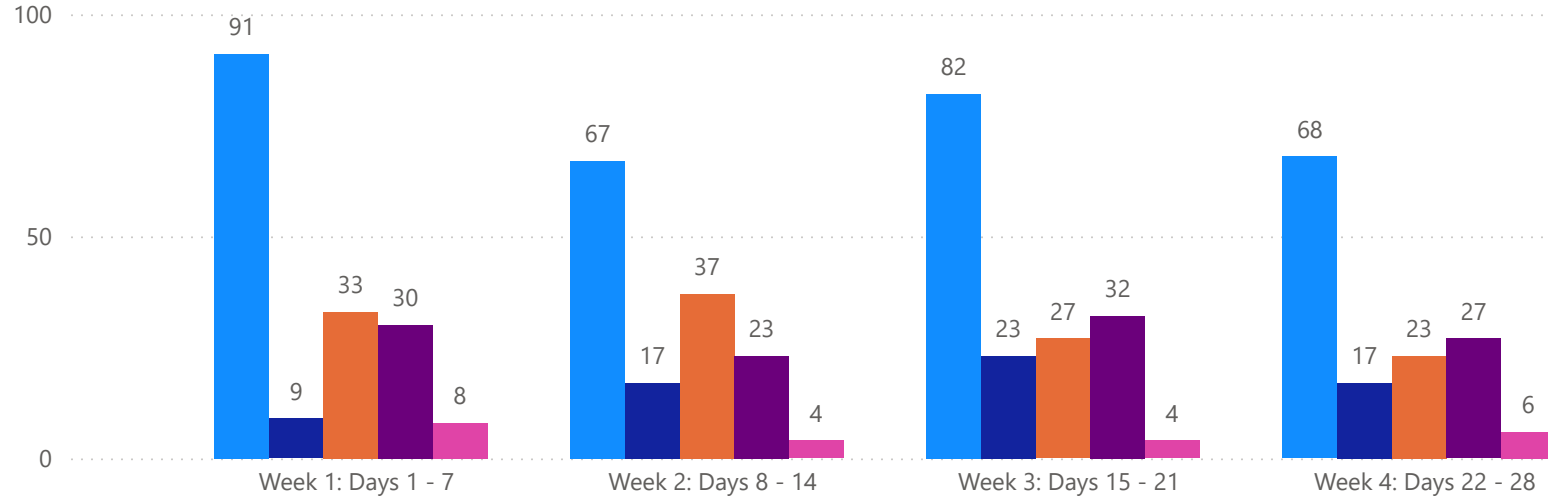


4 WEEK REAL ESTATE MARKET REPORT

HILLSBOROUGH COUNTY - CONDO

12/9/2024

MLS Status ● Active ● Canceled ● Pending ● Sold ● Temporarily Off-Market



TOTALS

MLS Status	4 Week Total
Active	308
Canceled	66
Pending	120
Sold	112
Temporarily Off-Market	22

DAILY MARKET CHANGE

Category	Sum of Hillsborough	*Back on Market can be from these sources - Pending, Temp Off Market, Canceled and Expired Listing)
Back on the Market	5	
New Listings	2	
Price Decrease	19	
Price Increase	0	

7 DAY SOLD COMPARISON

Closed Prior Year	Volume	Count	Closed Prior Year	Volume	Count
Monday, December 09, 2024	\$1,929,000	2	Friday, December 08, 2023	\$3,301,990	9
Friday, December 06, 2024	\$7,462,899	14	Thursday, December 07, 2023	\$752,000	3
Thursday, December 05, 2024	\$4,245,000	7	Wednesday, December 06, 2023	\$543,000	3
Wednesday, December 04, 2024	\$1,670,000	3	Tuesday, December 05, 2023	\$319,000	2
Tuesday, December 03, 2024	\$912,000	4	Monday, December 04, 2023	\$2,616,500	9
Total	\$16,218,899	30	Sunday, December 03, 2023	\$288,000	1
			Total	\$7,820,490	27

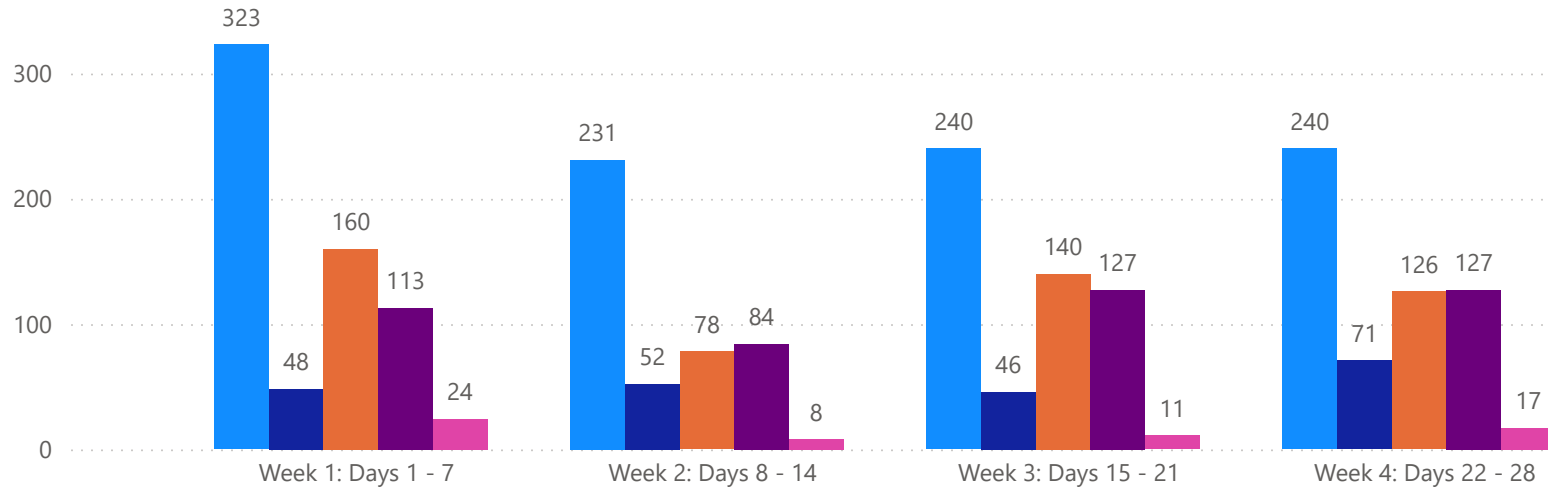


4 WEEK REAL ESTATE MARKET REPORT

SARASOTA COUNTY - SINGLE FAMILY HOME

12/9/2024

MLS Status ● Active ● Canceled ● Pending ● Sold ● Temporarily Off-Market



TOTALS

MLS Status	4 Week Total
Active	1034
Canceled	217
Pending	504
Sold	451
Temporarily Off-Market	60

DAILY MARKET CHANGE

Category	Sum of Sarasota
Back on the Market	16
New Listings	37
Price Decrease	81
Price Increase	2

*Back on Market can be from these sources - Pending, Temp Off Market, Canceled and Expired Listing)

7 DAY SOLD COMPARISON

Closed Prior Year	Volume	Count	Closed Prior Year	Volume	Count
Monday, December 09, 2024	\$11,887,500	18	Saturday, December 09, 2023	\$488,000	1
Sunday, December 08, 2024	\$355,000	1	Friday, December 08, 2023	\$17,412,855	28
Friday, December 06, 2024	\$20,228,845	34	Thursday, December 07, 2023	\$11,964,440	19
Thursday, December 05, 2024	\$11,424,900	24	Wednesday, December 06, 2023	\$27,353,298	27
Wednesday, December 04, 2024	\$12,347,657	12	Tuesday, December 05, 2023	\$7,874,349	11
Tuesday, December 03, 2024	\$17,752,881	24	Monday, December 04, 2023	\$19,583,402	19
Total	\$73,996,783	113	Total	\$84,676,344	105

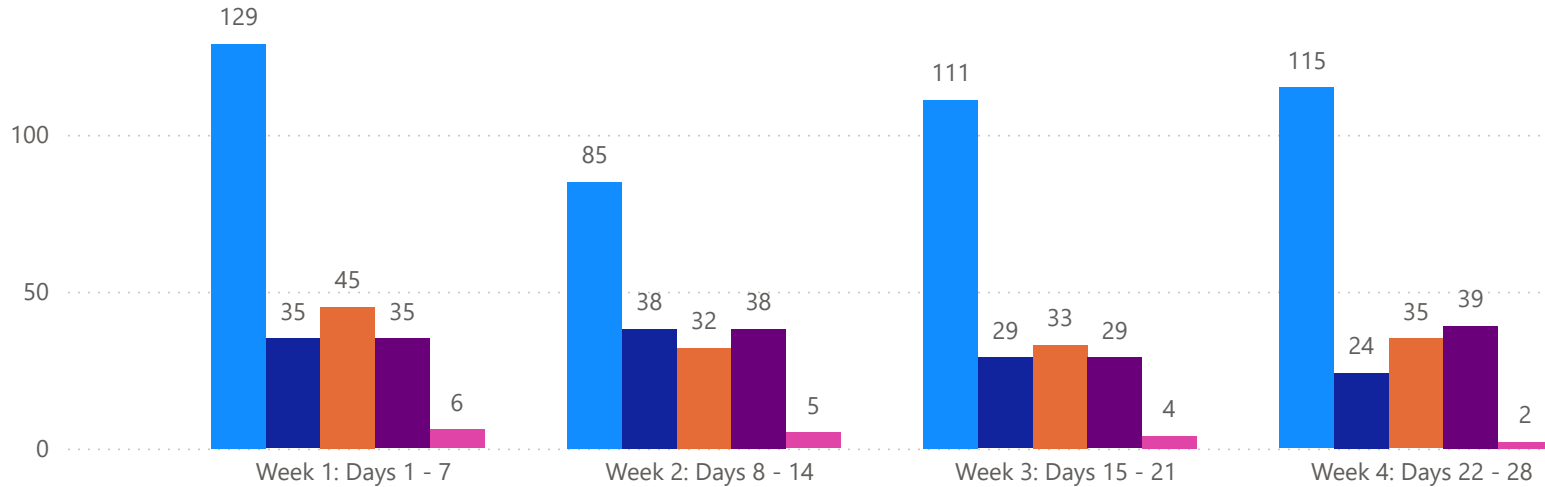


4 WEEK REAL ESTATE MARKET REPORT

SARASOTA COUNTY - CONDO

12/9/2024

MLS Status ● Active ● Canceled ● Pending ● Sold ● Temporarily Off-Market



TOTALS

MLS Status	4 Week Total
Active	440
Canceled	126
Pending	145
Sold	141
Temporarily Off-Market	17

DAILY MARKET CHANGE

Category	Sum of Sarasota	
Back on the Market	1	*Back on Market can be from these sources - Pending, Temp Off Market, Canceled and Expired Listing)
New Listings	11	
Price Decrease	15	
Price Increase	1	

7 DAY SOLD COMPARISON

Closed Prior Year	Volume	Count	Closed Prior Year	Volume	Count
Monday, December 09, 2024	\$4,713,533	3	Friday, December 08, 2023	\$8,967,120	13
Friday, December 06, 2024	\$12,335,350	12	Thursday, December 07, 2023	\$13,670,587	13
Thursday, December 05, 2024	\$6,185,500	7	Wednesday, December 06, 2023	\$8,139,399	7
Wednesday, December 04, 2024	\$17,174,190	9	Tuesday, December 05, 2023	\$12,155,957	17
Tuesday, December 03, 2024	\$11,300,000	4	Monday, December 04, 2023	\$11,674,174	8
Total	\$51,708,573	35	Total	\$54,607,237	58

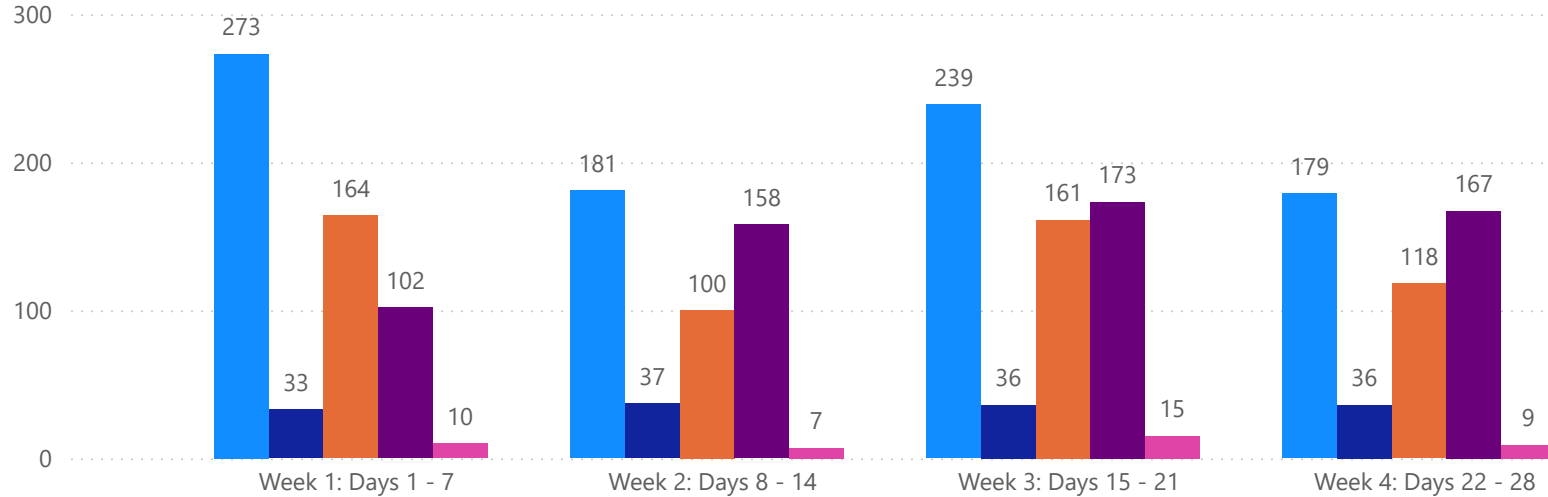


4 WEEK REAL ESTATE MARKET REPORT

MANATEE COUNTY - SINGLE FAMILY HOME

12/9/2024

MLS Status ● Active ● Canceled ● Pending ● Sold ● Temporarily Off-Market



TOTALS

MLS Status	4 Week Total
Active	872
Canceled	142
Pending	543
Sold	600
Temporarily Off-Market	41

DAILY MARKET CHANGE

Category	Sum of Manatee
Back on the Market	12
New Listings	34
Price Decrease	37
Price Increase	7

*Back on Market can be from these sources - Pending, Temp Off Market, Canceled and Expired Listing)

7 DAY SOLD COMPARISON

Closed Prior Year	Volume	Count	Closed Prior Year	Volume	Count
Monday, December 09, 2024	\$6,818,472	10	Saturday, December 09, 2023	\$420,000	1
Friday, December 06, 2024	\$18,415,995	28	Friday, December 08, 2023	\$30,544,448	44
Thursday, December 05, 2024	\$13,715,535	22	Thursday, December 07, 2023	\$14,616,335	27
Wednesday, December 04, 2024	\$15,178,800	17	Wednesday, December 06, 2023	\$17,055,124	14
Tuesday, December 03, 2024	\$17,593,435	25	Tuesday, December 05, 2023	\$10,800,440	21
Total	\$71,722,237	102	Monday, December 04, 2023	\$7,872,158	11
			Total	\$81,308,505	118

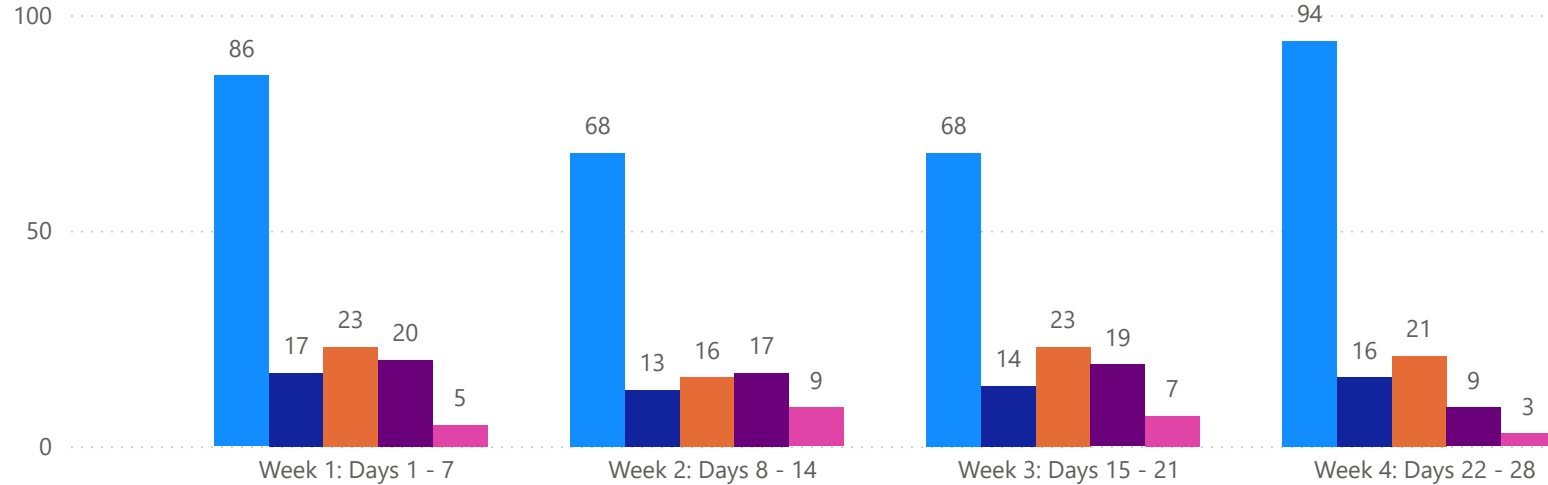


4 WEEK REAL ESTATE MARKET REPORT

MANATEE COUNTY - CONDO

12/9/2024

MLSStatus ● Active ● Canceled ● Pending ● Sold ● Temporarily Off-Market



TOTALS

MLS Status	4 Week Total
Active	316
Canceled	60
Pending	83
Sold	65
Temporarily Off-Market	24

DAILY MARKET CHANGE

Category	Sum of Manatee
Back on the Market	4
New Listings	7
Price Decrease	15
Price Increase	0

*Back on Market can be from these sources - Pending, Temp Off Market, Canceled and Expired Listing)

7 DAY SOLD COMPARISON

Closed Prior Year	Volume	Count	Closed Prior Year	Volume	Count
Monday, December 09, 2024	\$568,924	2	Friday, December 08, 2023	\$1,299,900	5
Friday, December 06, 2024	\$1,157,500	4	Thursday, December 07, 2023	\$2,155,000	4
Thursday, December 05, 2024	\$605,000	2	Wednesday, December 06, 2023	\$1,058,210	5
Wednesday, December 04, 2024	\$2,312,436	7	Monday, December 04, 2023	\$350,000	1
Tuesday, December 03, 2024	\$1,830,000	5	Total	\$4,863,110	15
Total	\$6,473,860	20			

