



# 4 WEEK REAL ESTATE MARKET REPORT

Sunday, December 22, 2024

*As of: Monday, December 23, 2024*

- 1 Report Breakdown
- 2 Cumulative Tampa Bay Report - Single Family Home
- 3 Cumulative Tampa Bay Report - Condominium
- 4 Pinellas County - Single Family Home
- 5 Pinellas County - Condominium
- 6 Pasco County - Single Family Home
- 7 Pasco County - Condominium
- 8 Hillsborough County - Single Family Home
- 9 Hillsborough County - Condominium
- 10 Sarasota County - Single Family Home
- 11 Sarasota County - Condominium
- 12 Manatee County - Single Family Home
- 13 Manatee County - Condominium

# 4 WEEK REAL ESTATE MARKET REPORT

## REPORT BREAKDOWN

Sunday, December 22, 2024

as of: 12/23/2024



Day 1	Sunday, December 22, 2024
Day 2	Saturday, December 21, 2024
Day 3	Friday, December 20, 2024
Day 4	Thursday, December 19, 2024
#####	Wednesday, December 18, 2024
Day 6	Tuesday, December 17, 2024
Day 7	Monday, December 16, 2024
Day 8	Sunday, December 15, 2024
Day 9	Saturday, December 14, 2024
Day 10	Friday, December 13, 2024
Day 11	Thursday, December 12, 2024
Day 12	Wednesday, December 11, 2024
Day 13	Tuesday, December 10, 2024
Day 14	Monday, December 9, 2024
Day 15	Sunday, December 8, 2024
Day 16	Saturday, December 7, 2024
Day 17	Friday, December 6, 2024
Day 18	Thursday, December 5, 2024
Day 19	Wednesday, December 4, 2024
Day 20	Tuesday, December 3, 2024
Day 21	Monday, December 2, 2024
Day 22	Sunday, December 1, 2024
Day 23	Saturday, November 30, 2024
Day 24	Friday, November 29, 2024
Day 25	Thursday, November 28, 2024
Day 26	Wednesday, November 27, 2024
Day 27	Tuesday, November 26, 2024
Day 28	Monday, November 25, 2024

### REPORT BREAKDOWN

#### GRAPH:

- Active - Newly listed during the date range
  - Pending - Status changed to 'pending' during the date range
  - Sold - Closed during the date range
  - Canceled - Canceled during the date range
  - Temp off Market - Status changed to 'temp' off market' during the date range
- The date ranges are not cumulative.  
 Day 1: Sunday, December 22, 2024  
 Day 28: Monday, November 25, 2024

#### TOTALS:

4 Weeks: The summation of each date range (Day 1 - Day 28)

#### Market Changes

Day 1's New Listings, Price Increase, Price Decreases and Back on Market  
 Manatee County - Single Family Home

#### 7 Day Sold Comparison

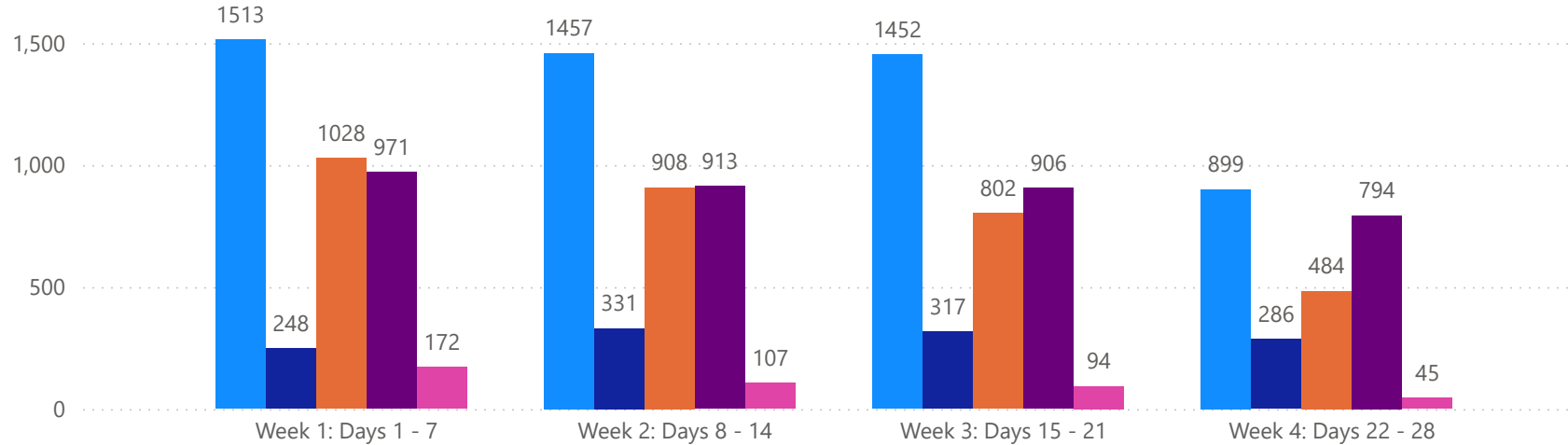
Compares the sold amount and volume in the last 7 days against the same timeframe in the prior year and days 8 - days 14.

# 4 WEEK REAL ESTATE MARKET REPORT

## TAMPA BAY - SINGLE FAMILY HOME

### 12/22/2024

MLS Status ● Active ● Canceled ● Pending ● Sold ● Temporarily Off-Market



### TOTALS

MLS Status	4 Week Total
Active	5321
Canceled	1182
Pending	3222
Sold	3584
Temporarily Off-Market	418

### DAILY MARKET CHANGE

Category	Sum of Total	
Back on the Market	13	*Back on Market can be from these sources - Pending, Temp Off Market, Cancelled and Expired Listing)
New Listings	53	
Price Decrease	33	
Price Increase	2	

### 7 DAY SOLD COMPARISON

Closed Prior Year	Volume	Count	Closed Prior Year	Volume	Count
Sunday, December 22, 2024	\$700,000	1	Friday, December 22, 2023	\$133,531,931	237
Saturday, December 21, 2024	\$1,705,288	5	Thursday, December 21, 2023	\$124,381,258	193
Friday, December 20, 2024	\$152,858,009	225	Wednesday, December 20, 2023	\$91,429,500	156
Thursday, December 19, 2024	\$110,279,635	175	Tuesday, December 19, 2023	\$81,229,530	153
Wednesday, December 18, 2024	\$112,953,537	172	Monday, December 18, 2023	\$108,089,452	187
Tuesday, December 17, 2024	\$95,067,133	152	Sunday, December 17, 2023	\$6,864,530	8
Monday, December 16, 2024	\$157,157,487	241	Saturday, December 16, 2023	\$3,472,193	5
<b>Total</b>	<b>\$630,721,089</b>	<b>971</b>	<b>Total</b>	<b>\$548,998,394</b>	<b>939</b>

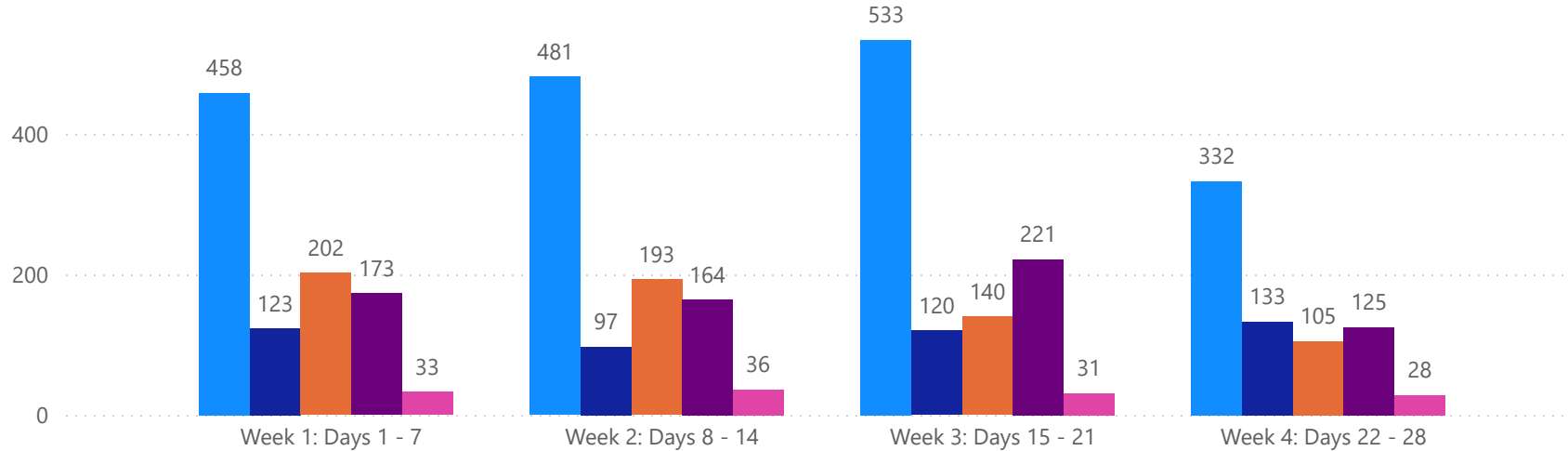


# 4 WEEK REAL ESTATE MARKET REPORT

## TAMPA BAY - CONDO

### 12/22/2024

MLS Status ● Active ● Canceled ● Pending ● Sold ● Temporarily Off-Market



### TOTALS

MLS Status	4 Week Total
Active	1804
Canceled	473
Pending	640
Sold	683
Temporarily Off-Market	128

### DAILY MARKET CHANGE

Category	Sum of Total	
Back on the Market	3	*Back on Market can be from these sources - Pending, Temp Off Market, Cancelled and Expired Listing)
New Listings	24	
Price Decrease	10	
Price Increase	0	

### 7 DAY SOLD COMPARISON

Closed Prior Year	Volume	Count	Closed Prior Year	Volume	Count
Friday, December 20, 2024	\$20,619,000	34	Friday, December 22, 2023	\$17,893,730	34
Thursday, December 19, 2024	\$13,908,870	22	Thursday, December 21, 2023	\$17,271,899	38
Wednesday, December 18, 2024	\$12,125,150	30	Wednesday, December 20, 2023	\$20,084,748	29
Tuesday, December 17, 2024	\$16,528,379	36	Tuesday, December 19, 2023	\$20,630,946	35
Monday, December 16, 2024	\$30,989,200	51	Monday, December 18, 2023	\$23,256,650	43
<b>Total</b>	<b>\$94,170,599</b>	<b>173</b>	<b>Total</b>	<b>\$99,137,973</b>	<b>179</b>

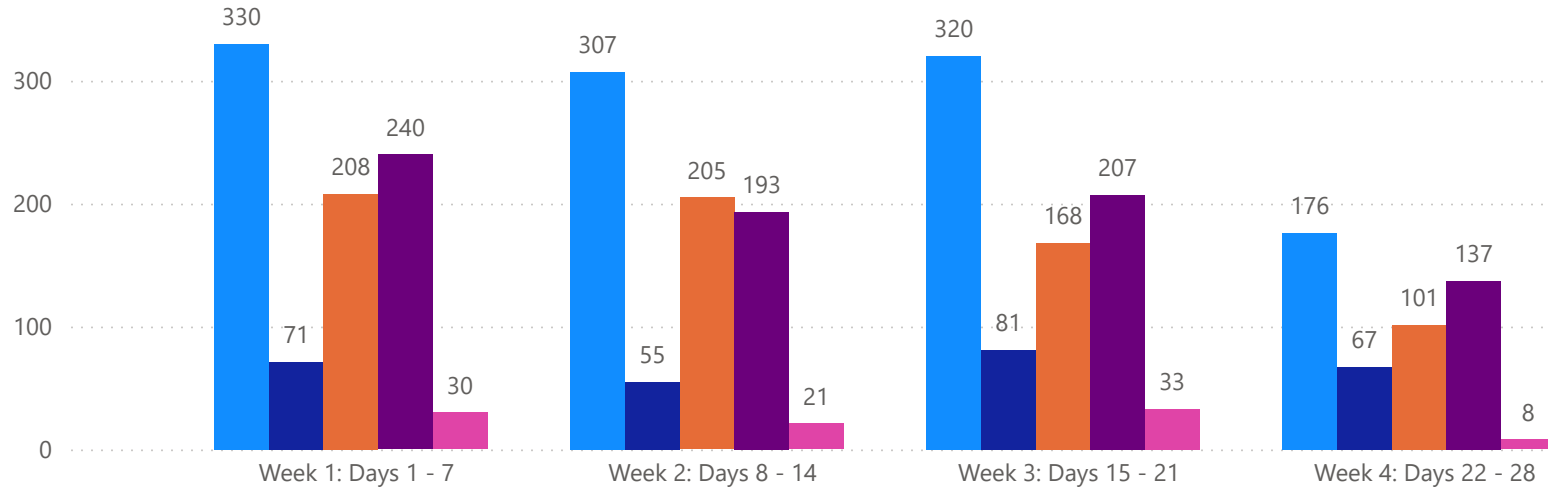


# 4 WEEK REAL ESTATE MARKET REPORT

## PINELLAS COUNTY - SINGLE FAMILY HOME

### 12/22/2024

MlsStatus ● Active ● Canceled ● Pending ● Sold ● Temporarily Off-Market



### TOTALS

MLS Status	4 Week Total
Active	1133
Canceled	274
Pending	682
Sold	777
Temporarily Off-Market	92

### DAILY MARKET CHANGE

Category	Sum of Pinellas
Back on the Market	4
New Listings	12
Price Decrease	3
Price Increase	0

\*Back on Market can be from these sources - Pending, Temp Off Market, Canceled and Expired Listing)

### 7 DAY SOLD COMPARISON

Closed Prior Year	Volume	Count	Closed Prior Year	Volume	Count
Friday, December 20, 2024	\$42,123,800	72	Friday, December 22, 2023	\$27,016,930	47
Thursday, December 19, 2024	\$23,755,400	37	Thursday, December 21, 2023	\$19,445,699	22
Wednesday, December 18, 2024	\$26,169,789	41	Wednesday, December 20, 2023	\$22,883,007	38
Tuesday, December 17, 2024	\$19,358,000	30	Tuesday, December 19, 2023	\$17,680,788	32
Monday, December 16, 2024	\$34,093,599	60	Monday, December 18, 2023	\$19,536,740	31
<b>Total</b>	<b>\$145,500,588</b>	<b>240</b>	Saturday, December 16, 2023	\$673,000	2
			<b>Total</b>	<b>\$107,236,164</b>	<b>172</b>

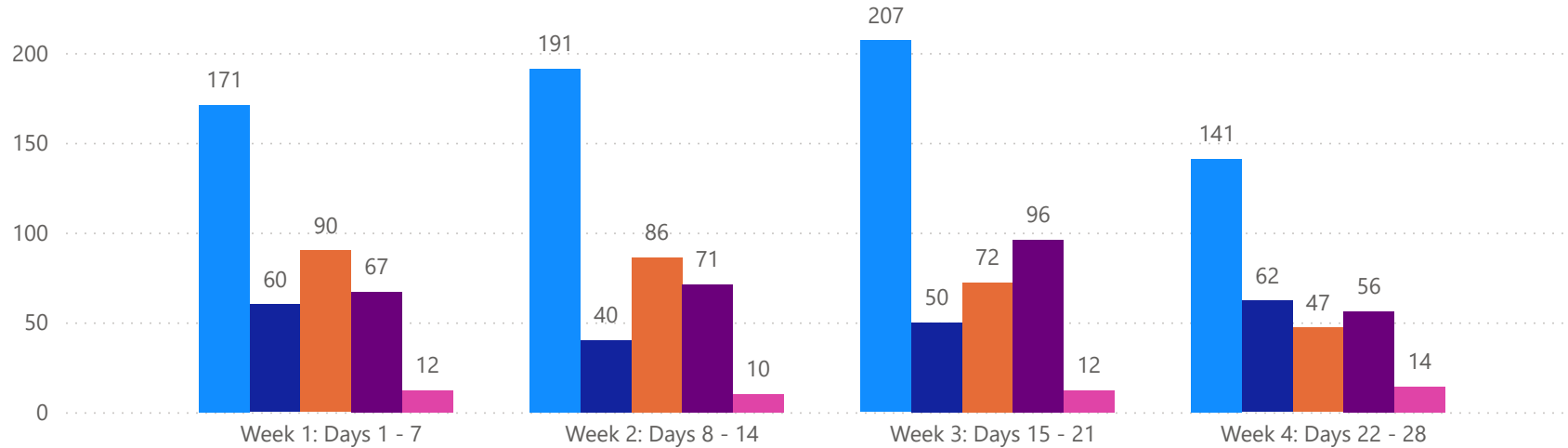


# 4 WEEK REAL ESTATE MARKET REPORT

## PINELLAS COUNTY - CONDO

### 12/22/2024

MLS Status ● Active ● Canceled ● Pending ● Sold ● Temporarily Off-Market



### TOTALS

MLS Status	4 Week Total
Active	710
Canceled	212
Pending	295
Sold	290
Temporarily Off-Market	48

### DAILY MARKET CHANGE

Category	Sum of Pinellas
Back on the Market	1
New Listings	10
Price Decrease	1
Price Increase	0

\*Back on Market can be from these sources - Pending, Temp Off Market, Cancelled and Expired Listing)

### 7 DAY SOLD COMPARISON

Closed Prior Year	Volume	Count	Closed Prior Year	Volume	Count
Friday, December 20, 2024	\$1,386,000	6	Friday, December 22, 2023	\$5,669,000	13
Thursday, December 19, 2024	\$4,304,770	9	Thursday, December 21, 2023	\$4,617,999	13
Wednesday, December 18, 2024	\$3,702,650	12	Wednesday, December 20, 2023	\$12,164,527	13
Tuesday, December 17, 2024	\$4,050,130	14	Tuesday, December 19, 2023	\$3,566,500	12
Monday, December 16, 2024	\$11,539,300	26	Monday, December 18, 2023	\$2,789,400	14
<b>Total</b>	<b>\$24,982,850</b>	<b>67</b>	<b>Total</b>	<b>\$28,807,426</b>	<b>65</b>

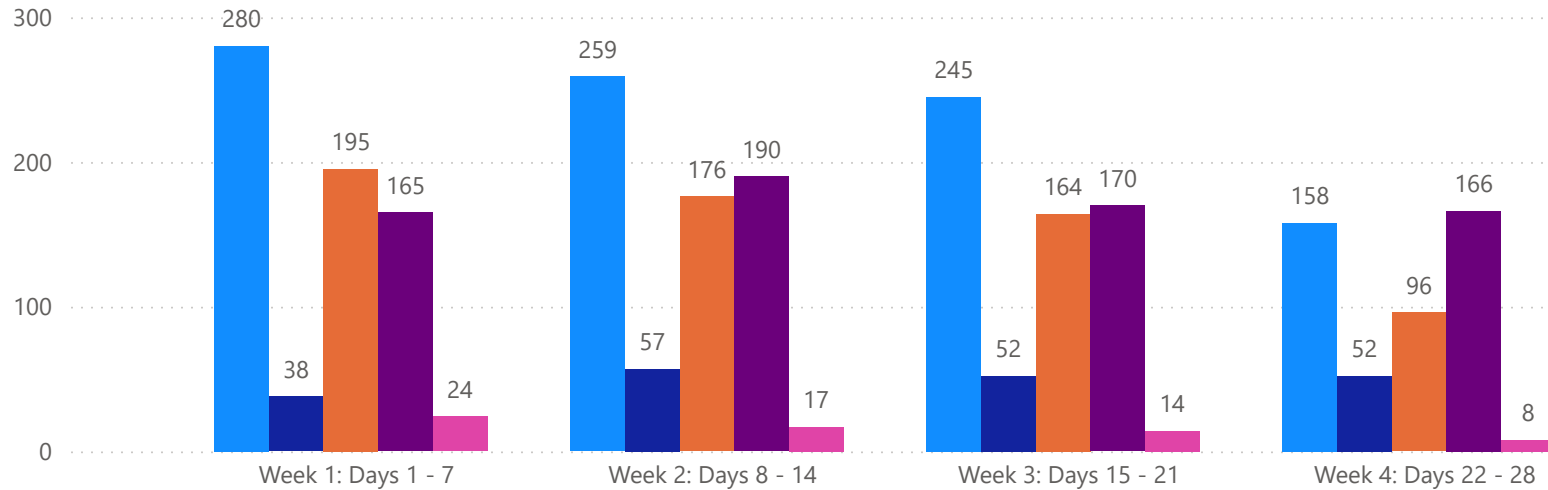


# 4 WEEK REAL ESTATE MARKET REPORT

## PASCO COUNTY - SINGLE FAMILY HOME

### 12/22/2024

**MLS Status** ● Active ● Canceled ● Pending ● Sold ● Temporarily Off-Market



### TOTALS

MLS Status	4 Week Total
Active	942
Canceled	199
Pending	631
Sold	691
Temporarily Off-Market	63

### DAILY MARKET CHANGE

Category	Sum of Pasco
Back on the Market	1
New Listings	5
Price Decrease	7
Price Increase	1

\*Back on Market can be from these sources - Pending, Temp Off Market, Canceled and Expired Listing)

### 7 DAY SOLD COMPARISON

Closed Prior Year	Volume	Count	Closed Prior Year	Volume	Count
Saturday, December 21, 2024	\$586,288	2	Friday, December 22, 2023	\$29,265,766	66
Friday, December 20, 2024	\$19,076,680	43	Thursday, December 21, 2023	\$17,484,125	38
Thursday, December 19, 2024	\$13,019,136	27	Wednesday, December 20, 2023	\$12,934,933	29
Wednesday, December 18, 2024	\$14,392,900	31	Tuesday, December 19, 2023	\$12,936,280	28
Tuesday, December 17, 2024	\$10,297,493	22	Monday, December 18, 2023	\$14,487,876	37
Monday, December 16, 2024	\$19,196,763	40	Saturday, December 16, 2023	\$1,018,203	1
<b>Total</b>	<b>\$76,569,260</b>	<b>165</b>	<b>Total</b>	<b>\$88,127,183</b>	<b>199</b>

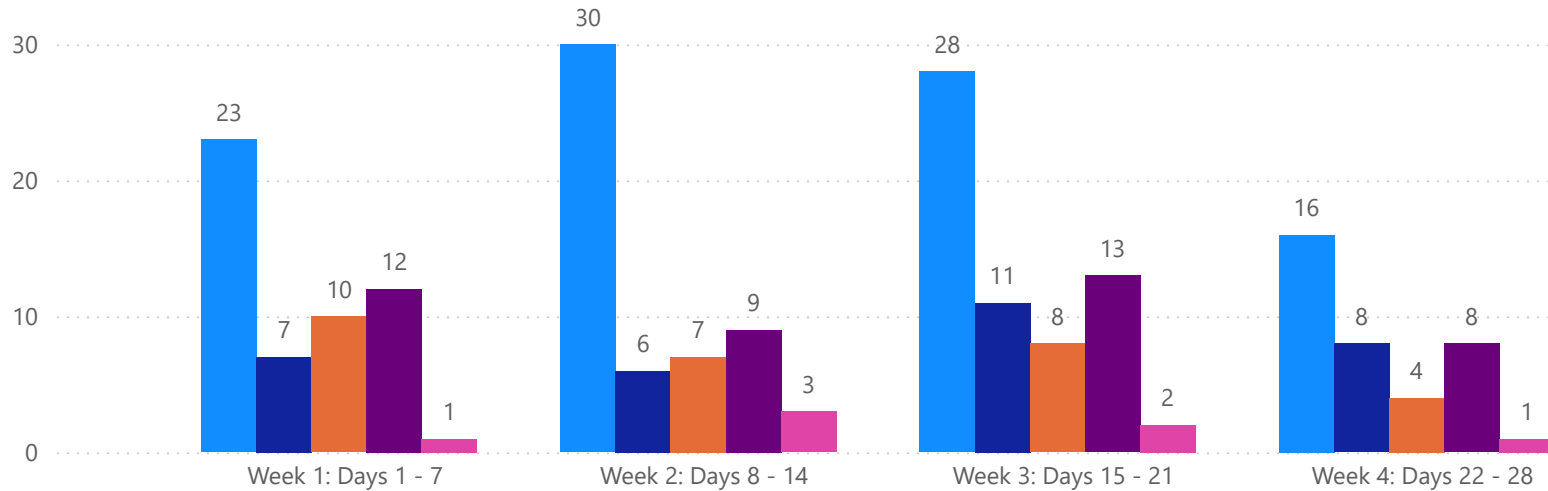


# 4 WEEK REAL ESTATE MARKET REPORT

## PASCO COUNTY - CONDO

### 12/22/2024

**MLSStatus** ● Active ● Canceled ● Pending ● Sold ● Temporarily Off-Market



### TOTALS

MLS Status	4 Week Total
Active	97
Canceled	32
Pending	29
Sold	42
Temporarily Off-Market	7

### DAILY MARKET CHANGE

Category	Sum of Pasco
Back on the Market	0
New Listings	2
Price Decrease	1
Price Increase	0

\*Back on Market can be from these sources - Pending, Temp Off Market, Canceled and Expired Listing)

### 7 DAY SOLD COMPARISON

Closed Prior Year	Volume	Count	Closed Prior Year	Volume	Count
Friday, December 20, 2024	\$427,000	3	Friday, December 22, 2023	\$762,000	4
Thursday, December 19, 2024	\$119,000	1	Thursday, December 21, 2023	\$85,000	1
Wednesday, December 18, 2024	\$150,000	1	Wednesday, December 20, 2023	\$644,900	3
Tuesday, December 17, 2024	\$561,400	4	Tuesday, December 19, 2023	\$290,000	2
Monday, December 16, 2024	\$708,000	3	Monday, December 18, 2023	\$473,000	2
<b>Total</b>	<b>\$1,965,400</b>	<b>12</b>	<b>Total</b>	<b>\$2,254,900</b>	<b>12</b>



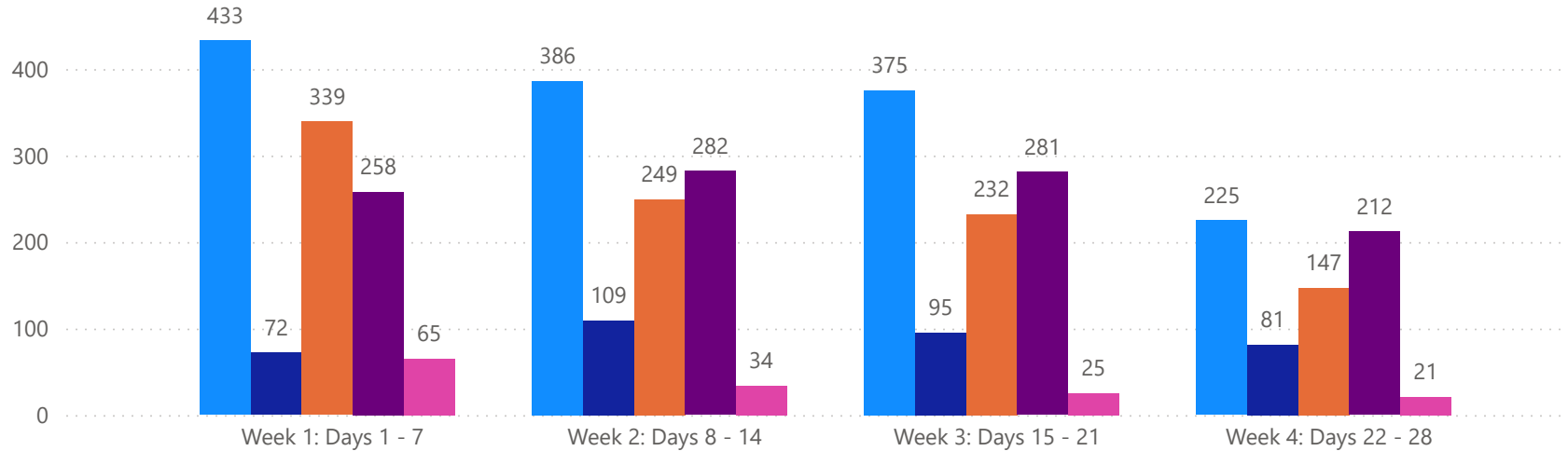


# 4 WEEK REAL ESTATE MARKET REPORT

## HILLSBOROUGH COUNTY - SINGLE FAMILY HOME

### 12/22/2024

MlsStatus ● Active ● Canceled ● Pending ● Sold ● Temporarily Off-Market



### TOTALS

MLS Status	4 Week Total
Active	1419
Canceled	357
Pending	967
Sold	1033
Temporarily Off-Market	145

### DAILY MARKET CHANGE

Category	Sum of Hillsborough	*Back on Market can be from these sources - Pending, Temp Off Market, Cancelled and Expired Listing)
Back on the Market	5	
New Listings	17	
Price Decrease	9	
Price Increase	1	

### 7 DAY SOLD COMPARISON

Closed Prior Year	Volume	Count	Closed Prior Year	Volume	Count
Sunday, December 22, 2024	\$700,000	1	Friday, December 22, 2023	\$46,220,311	71
Friday, December 20, 2024	\$33,508,575	51	Thursday, December 21, 2023	\$40,413,099	53
Thursday, December 19, 2024	\$30,097,387	52	Wednesday, December 20, 2023	\$25,710,233	42
Wednesday, December 18, 2024	\$23,929,108	45	Tuesday, December 19, 2023	\$18,824,717	41
Tuesday, December 17, 2024	\$31,232,030	44	Monday, December 18, 2023	\$27,064,706	51
Monday, December 16, 2024	\$37,199,345	65	Sunday, December 17, 2023	\$5,571,846	6
<b>Total</b>	<b>\$156,666,445</b>	<b>258</b>	Saturday, December 16, 2023	\$431,000	1
			<b>Total</b>	<b>\$164,235,912</b>	<b>265</b>

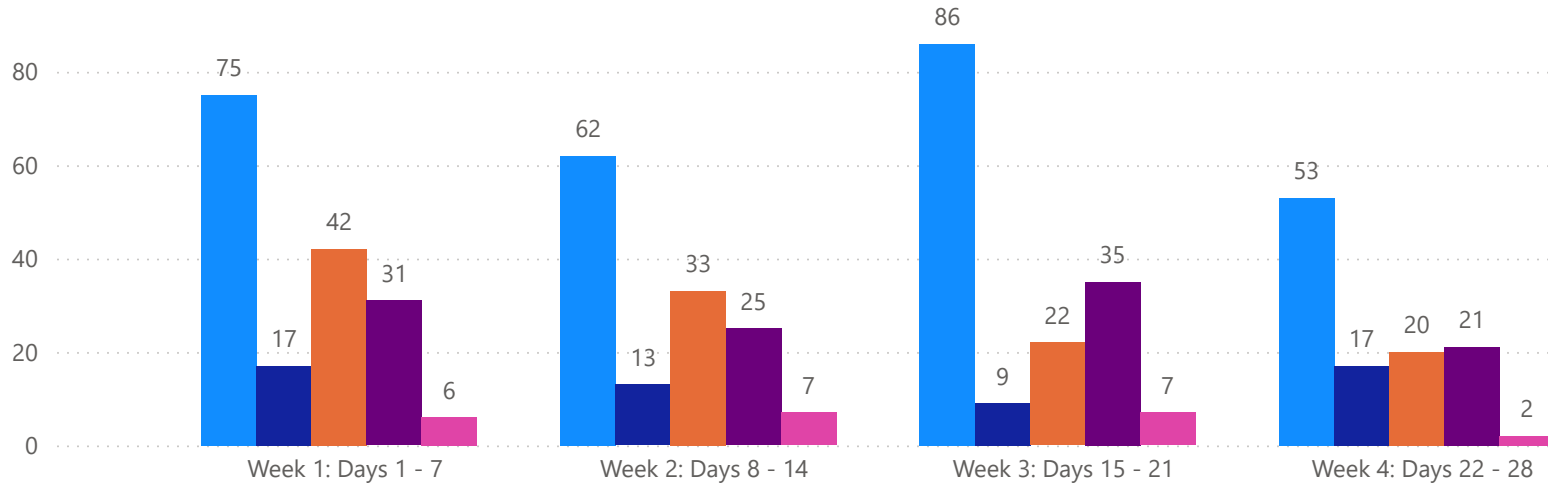


# 4 WEEK REAL ESTATE MARKET REPORT

## HILLSBOROUGH COUNTY - CONDO

12/22/2024

MLS Status ● Active ● Canceled ● Pending ● Sold ● Temporarily Off-Market



### TOTALS

MLS Status	4 Week Total
Active	276
Canceled	56
Pending	117
Sold	112
Temporarily Off-Market	22

### DAILY MARKET CHANGE

Category	Sum of Hillsborough	*Back on Market can be from these sources - Pending, Temp Off Market, Cancelled and Expired Listing)
Back on the Market	1	
New Listings	1	
Price Decrease	3	
Price Increase	0	

### 7 DAY SOLD COMPARISON

Closed Prior Year	Volume	Count	Closed Prior Year	Volume	Count
Friday, December 20, 2024	\$14,914,000	11	Friday, December 22, 2023	\$2,185,000	7
Thursday, December 19, 2024	\$563,000	3	Thursday, December 21, 2023	\$4,943,400	9
Wednesday, December 18, 2024	\$3,324,000	10	Wednesday, December 20, 2023	\$1,147,300	4
Tuesday, December 17, 2024	\$1,797,999	5	Tuesday, December 19, 2023	\$266,000	2
Monday, December 16, 2024	\$671,000	2	Monday, December 18, 2023	\$4,112,500	7
<b>Total</b>	<b>\$21,269,999</b>	<b>31</b>	<b>Total</b>	<b>\$12,654,200</b>	<b>29</b>

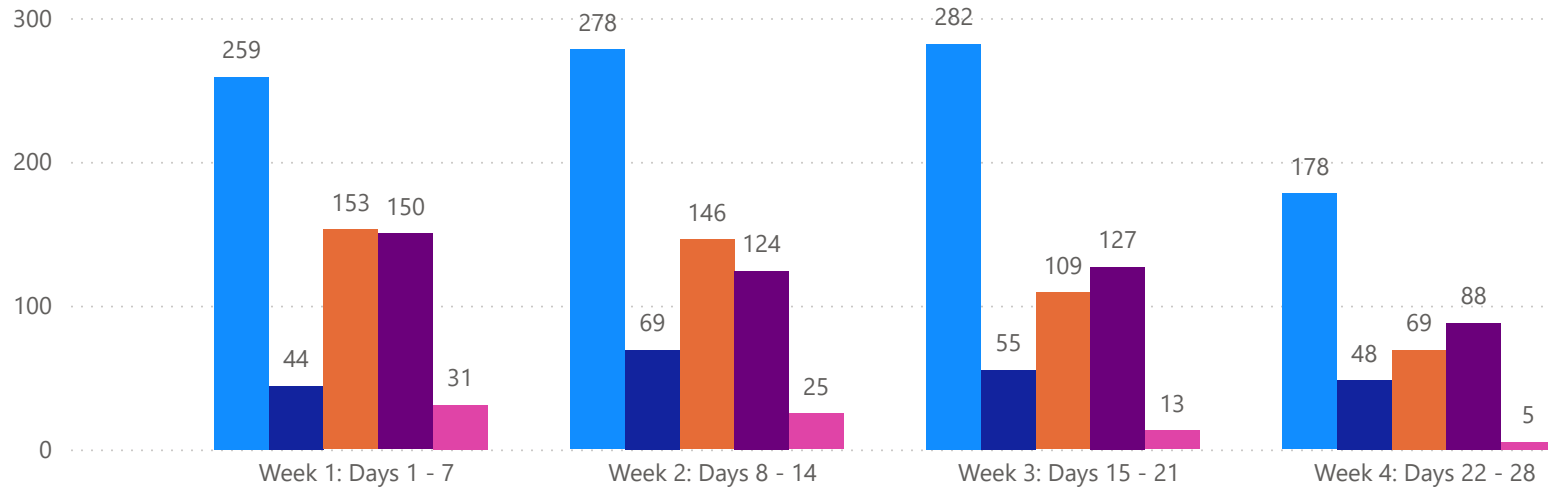


# 4 WEEK REAL ESTATE MARKET REPORT

## SARASOTA COUNTY - SINGLE FAMILY HOME

### 12/22/2024

MLS Status ● Active ● Canceled ● Pending ● Sold ● Temporarily Off-Market



### TOTALS

MLS Status	4 Week Total
Active	997
Canceled	216
Pending	477
Sold	489
Temporarily Off-Market	74

### DAILY MARKET CHANGE

Category	Sum of Sarasota	
Back on the Market	2	*Back on Market can be from these sources - Pending, Temp Off Market, Canceled and Expired Listing)
New Listings	9	
Price Decrease	6	
Price Increase	0	

### 7 DAY SOLD COMPARISON

Closed Prior Year	Volume	Count	Closed Prior Year	Volume	Count
Saturday, December 21, 2024	\$796,000	2	Friday, December 22, 2023	\$14,529,227	22
Friday, December 20, 2024	\$43,755,275	36	Thursday, December 21, 2023	\$19,651,422	31
Thursday, December 19, 2024	\$13,928,346	24	Wednesday, December 20, 2023	\$11,921,122	19
Wednesday, December 18, 2024	\$21,459,751	24	Tuesday, December 19, 2023	\$10,727,676	19
Tuesday, December 17, 2024	\$16,510,480	23	Monday, December 18, 2023	\$21,746,658	32
Monday, December 16, 2024	\$40,070,241	41	Saturday, December 16, 2023	\$1,349,990	1
<b>Total</b>	<b>\$136,520,093</b>	<b>150</b>	<b>Total</b>	<b>\$79,926,095</b>	<b>124</b>

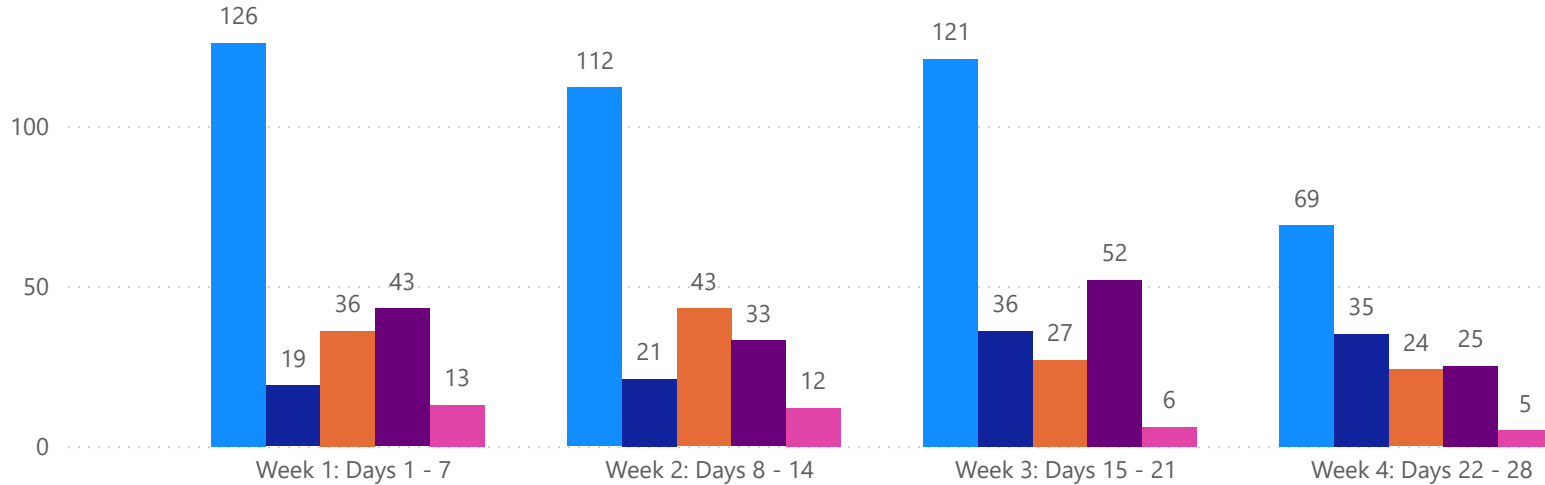


# 4 WEEK REAL ESTATE MARKET REPORT

## SARASOTA COUNTY - CONDO

12/22/2024

**MLSStatus** ● Active ● Canceled ● Pending ● Sold ● Temporarily Off-Market



### TOTALS

MLS Status	4 Week Total
Active	428
Canceled	111
Pending	130
Sold	153
Temporarily Off-Market	36

### DAILY MARKET CHANGE

Category	Sum of Sarasota	
Back on the Market	1	*Back on Market can be from these sources - Pending, Temp Off Market, Cancelled and Expired Listing)
New Listings	9	
Price Decrease	2	
Price Increase	0	

### 7 DAY SOLD COMPARISON

Closed Prior Year	Volume	Count	Closed Prior Year	Volume	Count
Friday, December 20, 2024	\$2,108,000	7	Friday, December 22, 2023	\$7,910,730	7
Thursday, December 19, 2024	\$7,452,100	6	Thursday, December 21, 2023	\$6,351,600	10
Wednesday, December 18, 2024	\$4,569,500	6	Wednesday, December 20, 2023	\$4,735,521	7
Tuesday, December 17, 2024	\$9,079,850	10	Tuesday, December 19, 2023	\$13,805,446	12
Monday, December 16, 2024	\$16,208,000	14	Monday, December 18, 2023	\$14,721,750	16
<b>Total</b>	<b>\$39,417,450</b>	<b>43</b>	<b>Total</b>	<b>\$47,525,047</b>	<b>52</b>

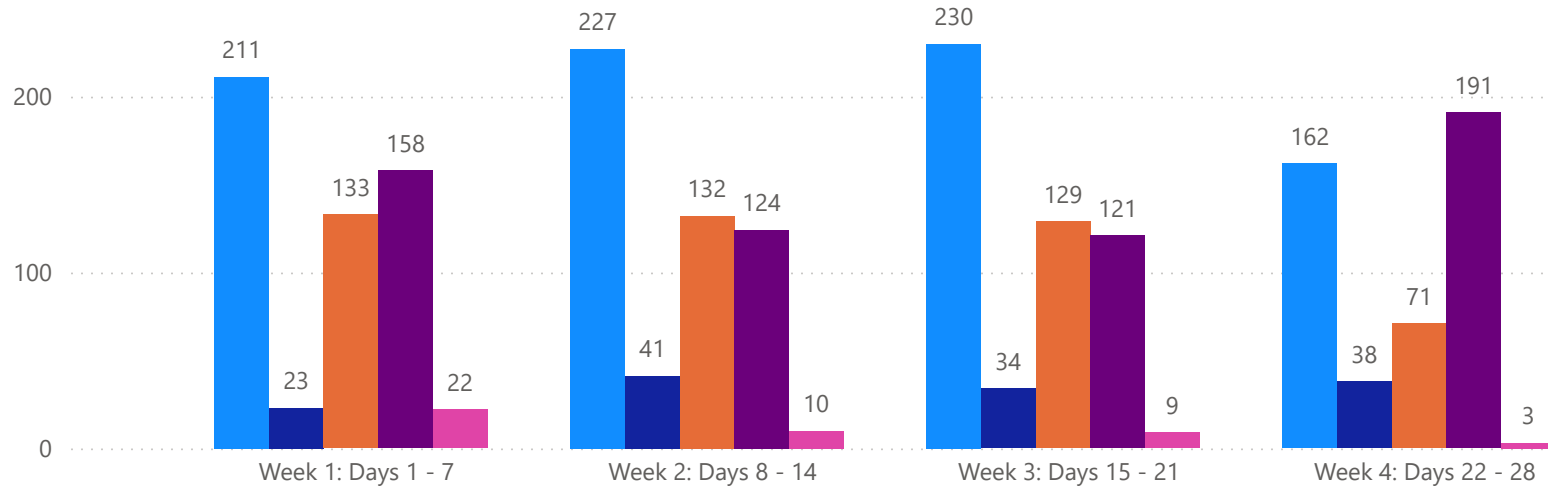


# 4 WEEK REAL ESTATE MARKET REPORT

## MANATEE COUNTY - SINGLE FAMILY HOME

### 12/22/2024

MLS Status ● Active ● Canceled ● Pending ● Sold ● Temporarily Off-Market



### TOTALS

MLS Status	4 Week Total
Active	830
Canceled	136
Pending	465
Sold	594
Temporarily Off-Market	44

### DAILY MARKET CHANGE

Category	Sum of Manatee
Back on the Market	1
New Listings	10
Price Decrease	8
Price Increase	0

\*Back on Market can be from these sources - Pending, Temp Off Market, Canceled and Expired Listing)

### 7 DAY SOLD COMPARISON

Closed Prior Year	Volume	Count	Closed Prior Year	Volume	Count
Saturday, December 21, 2024	\$323,000	1	Friday, December 22, 2023	\$16,499,697	31
Friday, December 20, 2024	\$14,393,679	23	Thursday, December 21, 2023	\$27,386,913	49
Thursday, December 19, 2024	\$29,479,366	35	Wednesday, December 20, 2023	\$17,980,205	28
Wednesday, December 18, 2024	\$27,001,989	31	Tuesday, December 19, 2023	\$21,060,069	33
Tuesday, December 17, 2024	\$17,669,130	33	Monday, December 18, 2023	\$25,253,472	36
Monday, December 16, 2024	\$26,597,539	35	Sunday, December 17, 2023	\$1,292,684	2
<b>Total</b>	<b>\$115,464,703</b>	<b>158</b>	<b>Total</b>	<b>\$109,473,040</b>	<b>179</b>

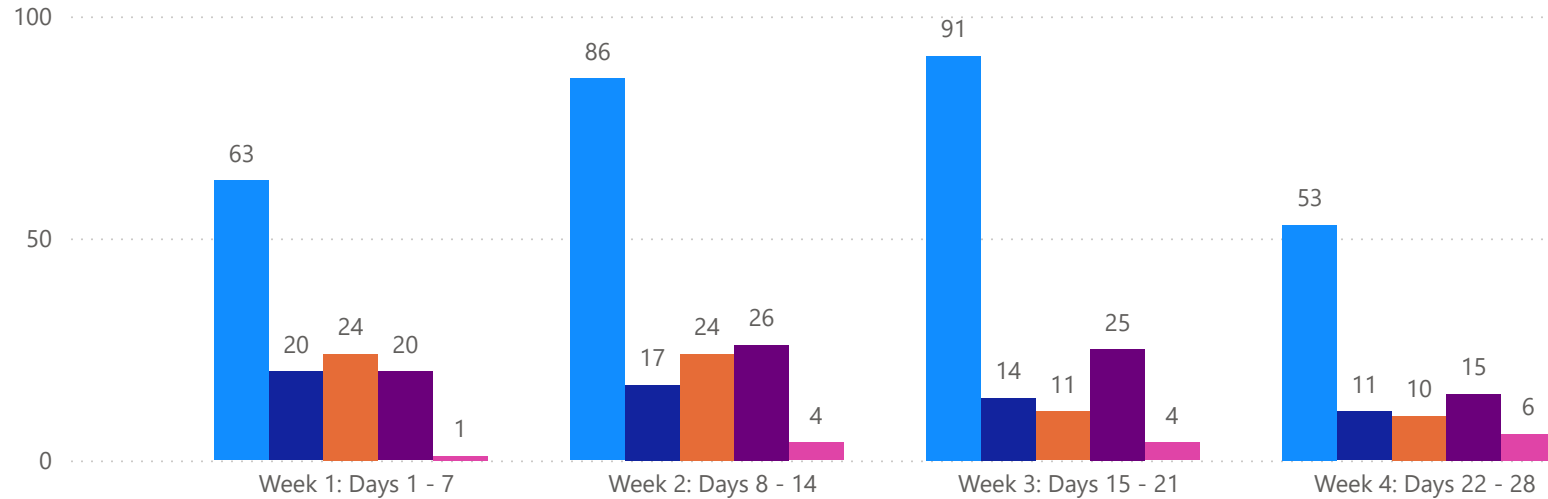


# 4 WEEK REAL ESTATE MARKET REPORT

## MANATEE COUNTY - CONDO

12/22/2024

MLS Status ● Active ● Canceled ● Pending ● Sold ● Temporarily Off-Market



### TOTALS

MLS Status	4 Week Total
Active	293
Canceled	62
Pending	69
Sold	86
Temporarily Off-Market	15

### DAILY MARKET CHANGE

Category	Sum of Manatee
Back on the Market	0
New Listings	2
Price Decrease	3
Price Increase	0

\*Back on Market can be from these sources - Pending, Temp Off Market, Canceled and Expired Listing)

### 7 DAY SOLD COMPARISON

Closed Prior Year	Volume	Count	Closed Prior Year	Volume	Count
Friday, December 20, 2024	\$1,784,000	7	Friday, December 22, 2023	\$1,367,000	3
Thursday, December 19, 2024	\$1,470,000	3	Thursday, December 21, 2023	\$1,273,900	5
Wednesday, December 18, 2024	\$379,000	1	Wednesday, December 20, 2023	\$1,392,500	2
Tuesday, December 17, 2024	\$1,039,000	3	Tuesday, December 19, 2023	\$2,703,000	7
Monday, December 16, 2024	\$1,862,900	6	Monday, December 18, 2023	\$1,160,000	4
<b>Total</b>	<b>\$6,534,900</b>	<b>20</b>	<b>Total</b>	<b>\$7,896,400</b>	<b>21</b>

