



# 4 WEEK REAL ESTATE MARKET REPORT

Tuesday, January 28, 2025

*As of: Wednesday, January 29, 2025*

- 1 Report Breakdown
- 2 Cumulative Tampa Bay Report - Single Family Home
- 3 Cumulative Tampa Bay Report - Condominium
- 4 Pinellas County - Single Family Home
- 5 Pinellas County - Condominium
- 6 Pasco County - Single Family Home
- 7 Pasco County - Condominium
- 8 Hillsborough County - Single Family Home
- 9 Hillsborough County - Condominium
- 10 Sarasota County - Single Family Home
- 11 Sarasota County - Condominium
- 12 Manatee County - Single Family Home
- 13 Manatee County - Condominium

# 4 WEEK REAL ESTATE MARKET REPORT

## REPORT BREAKDOWN

Tuesday, January 28, 2025

as of: 1/29/2025



Day 1	Tuesday, January 28, 2025
Day 2	Monday, January 27, 2025
Day 3	Sunday, January 26, 2025
Day 4	Saturday, January 25, 2025
Day 5	Friday, January 24, 2025
Day 6	Wednesday, January 29, 2025
Day 7	Tuesday, January 28, 2025
Day 8	Monday, January 27, 2025
Day 9	Sunday, January 26, 2025
Day 10	Saturday, January 25, 2025
Day 11	Friday, January 24, 2025
Day 12	Thursday, January 23, 2025
Day 13	Wednesday, January 22, 2025
Day 14	Tuesday, January 21, 2025
Day 15	Monday, January 20, 2025
Day 16	Sunday, January 19, 2025
Day 17	Saturday, January 18, 2025
Day 18	Friday, January 17, 2025
Day 19	Thursday, January 16, 2025
Day 20	Wednesday, January 15, 2025
Day 21	Tuesday, January 14, 2025
Day 22	Monday, January 13, 2025
Day 23	Sunday, January 12, 2025
Day 24	Saturday, January 11, 2025
Day 25	Friday, January 10, 2025
Day 26	Thursday, January 9, 2025
Day 27	Wednesday, January 8, 2025
Day 28	Tuesday, January 7, 2025

### REPORT BREAKDOWN

#### GRAPH:

- Active - Newly listed during the date range
- Pending - Status changed to 'pending' during the date range
- Sold - Closed during the date range
- Canceled - Canceled during the date range
- Temp off Market - Status changed to 'temp' off market' during the date range

The date ranges are not cumulative.

Day 1: Tuesday, January 28, 2025

Day 28: Tuesday, January 7, 2025

#### TOTALS:

4 Weeks: The summation of each date range (Day 1 - Day 28)

#### Market Changes

Day 1's New Listings, Price Increase, Price Decreases and Back on Market

Manatee County - Single Family Home

#### 7 Day Sold Comparison

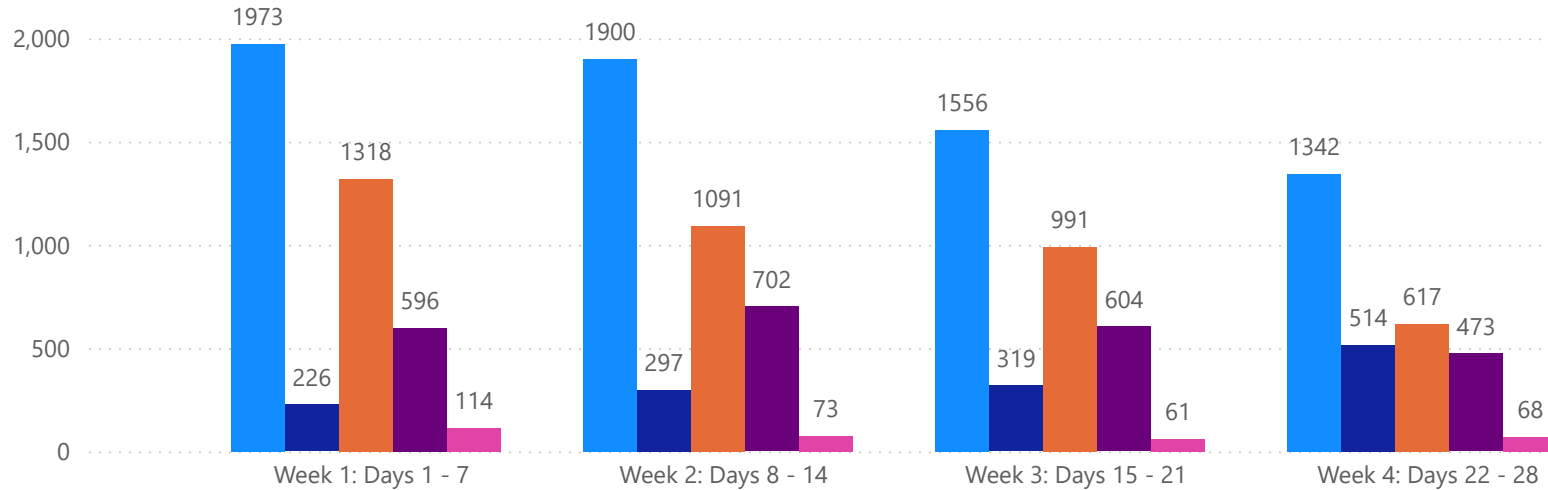
Compares the sold amount and volume in the last 7 days against the same timeframe in the prior year and days 8 - days 14.

# 4 WEEK REAL ESTATE MARKET REPORT

## TAMPA BAY - SINGLE FAMILY HOME

### 1/28/2025

MLS Status ● Active ● Canceled ● Pending ● Sold ● Temporarily Off-Market



### TOTALS

MLS Status	4 Week Total
Active	6771
Canceled	1356
Pending	4017
Sold	2375
Temporarily Off-Market	316

### DAILY MARKET CHANGE

Category	Sum of Total	
Back on the Market	19	*Back on Market can be from these sources - Pending, Temp Off Market, Cancelled and Expired Listing)
New Listings	85	
Price Decrease	129	
Price Increase	19	

### 7 DAY SOLD COMPARISON

Closed Prior Year	Volume	Count
Tuesday, January 28, 2025	\$34,737,672	59
Monday, January 27, 2025	\$57,814,893	92
Sunday, January 26, 2025	\$531,500	1
Saturday, January 25, 2025	\$1,305,000	4
Friday, January 24, 2025	\$126,225,820	223
Thursday, January 23, 2025	\$66,115,467	121
Wednesday, January 22, 2025	\$52,183,421	96
<b>Total</b>	<b>\$338,913,773</b>	<b>596</b>

Closed Prior Year	Volume	Count
Saturday, January 27, 2024	\$2,586,285	8
Friday, January 26, 2024	\$150,729,104	223
Thursday, January 25, 2024	\$72,200,809	125
Wednesday, January 24, 2024	\$65,589,858	116
Tuesday, January 23, 2024	\$51,579,876	85
Monday, January 22, 2024	\$67,684,254	117
<b>Total</b>	<b>\$410,370,186</b>	<b>674</b>

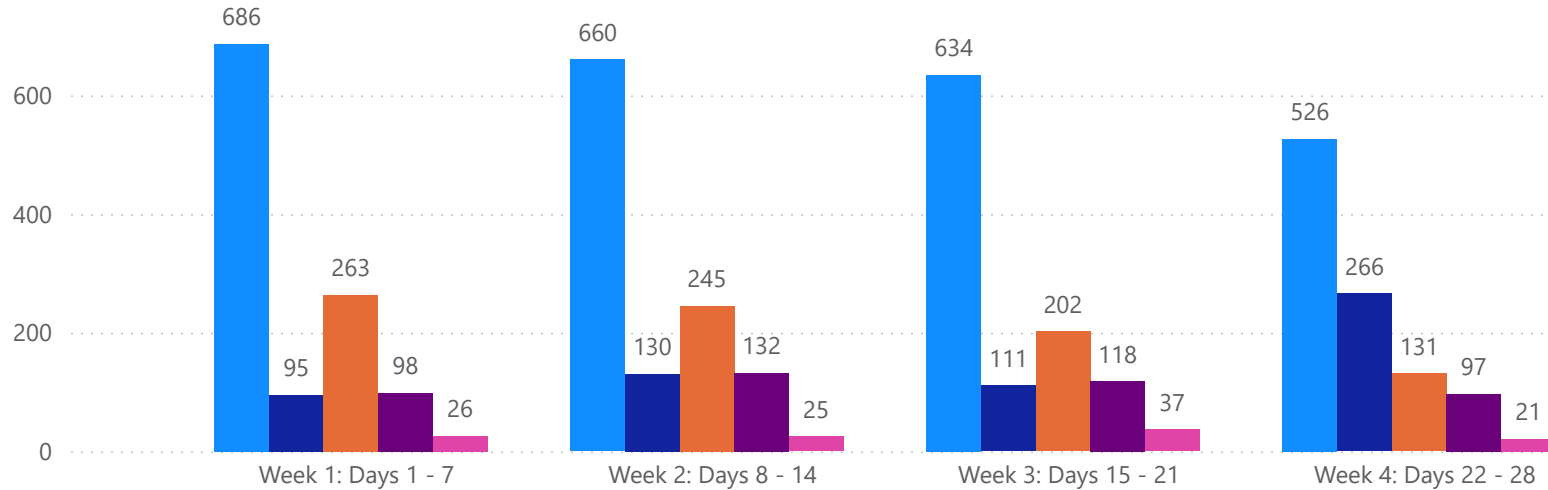


# 4 WEEK REAL ESTATE MARKET REPORT

## TAMPA BAY - CONDO

### 1/28/2025

MLS Status ● Active ● Canceled ● Pending ● Sold ● Temporarily Off-Market



### TOTALS

MLS Status	4 Week Total
Active	2506
Canceled	602
Pending	841
Sold	445
Temporarily Off-Market	109

### DAILY MARKET CHANGE

Category	Sum of Total	
Back on the Market	7	*Back on Market can be from these sources - Pending, Temp Off Market, Cancelled and Expired Listing)
New Listings	20	
Price Decrease	36	
Price Increase	0	

### 7 DAY SOLD COMPARISON

Closed Prior Year	Volume	Count	Closed Prior Year	Volume	Count
Tuesday, January 28, 2025	\$4,909,400	14	Sunday, January 28, 2024	\$460,000	1
Monday, January 27, 2025	\$6,688,500	8	Friday, January 26, 2024	\$26,712,125	58
Friday, January 24, 2025	\$14,140,298	33	Thursday, January 25, 2024	\$6,348,435	18
Thursday, January 23, 2025	\$8,404,599	22	Wednesday, January 24, 2024	\$11,777,865	27
Wednesday, January 22, 2025	\$10,037,998	21	Tuesday, January 23, 2024	\$8,024,500	14
<b>Total</b>	<b>\$44,180,795</b>	<b>98</b>	Monday, January 22, 2024	\$10,710,625	32
			<b>Total</b>	<b>\$64,033,550</b>	<b>150</b>

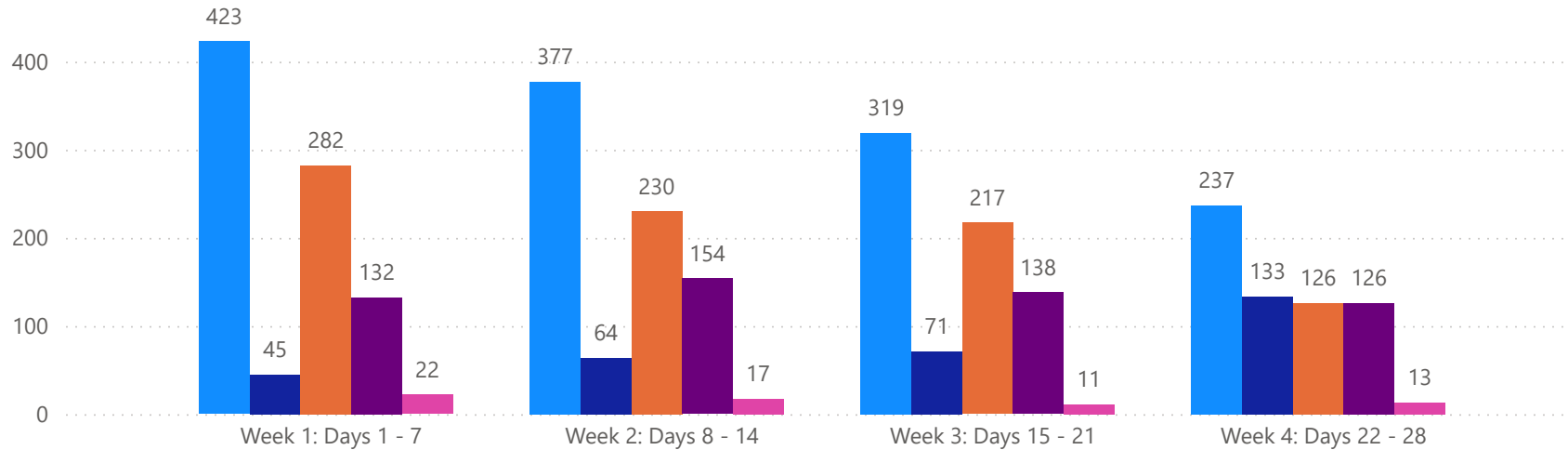


# 4 WEEK REAL ESTATE MARKET REPORT

## PINELLAS COUNTY - SINGLE FAMILY HOME

### 1/28/2025

MLS Status ● Active ● Canceled ● Pending ● Sold ● Temporarily Off-Market



### TOTALS

MLS Status	4 Week Total
Active	1356
Canceled	313
Pending	855
Sold	550
Temporarily Off-Market	63

### DAILY MARKET CHANGE

Category	Sum of Pinellas
Back on the Market	3
New Listings	19
Price Decrease	32
Price Increase	5

\*Back on Market can be from these sources - Pending, Temp Off Market, Canceled and Expired Listing)

### 7 DAY SOLD COMPARISON

Closed Prior Year	Volume	Count	Closed Prior Year	Volume	Count
Tuesday, January 28, 2025	\$5,771,000	12	Saturday, January 27, 2024	\$1,192,900	3
Monday, January 27, 2025	\$12,928,200	22	Friday, January 26, 2024	\$40,222,095	48
Sunday, January 26, 2025	\$531,500	1	Thursday, January 25, 2024	\$15,949,000	22
Friday, January 24, 2025	\$28,638,875	54	Wednesday, January 24, 2024	\$9,312,500	16
Thursday, January 23, 2025	\$12,548,925	24	Tuesday, January 23, 2024	\$7,571,900	12
Wednesday, January 22, 2025	\$12,350,600	19	Monday, January 22, 2024	\$11,429,150	22
<b>Total</b>	<b>\$72,769,100</b>	<b>132</b>	<b>Total</b>	<b>\$85,677,545</b>	<b>123</b>

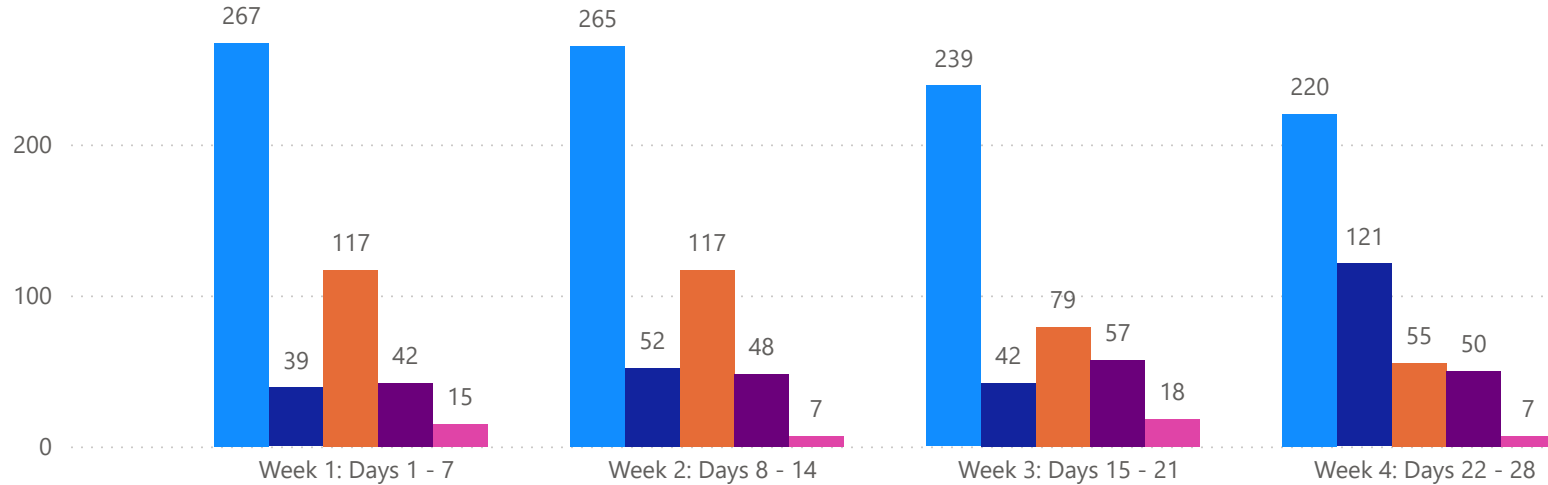


# 4 WEEK REAL ESTATE MARKET REPORT

## PINELLAS COUNTY - CONDO

### 1/28/2025

MLS Status ● Active ● Canceled ● Pending ● Sold ● Temporarily Off-Market



### TOTALS

MLS Status	4 Week Total
Active	991
Canceled	254
Pending	368
Sold	197
Temporarily Off-Market	47

### DAILY MARKET CHANGE

Category	Sum of Pinellas
Back on the Market	0
New Listings	2
Price Decrease	2
Price Increase	0

\*Back on Market can be from these sources - Pending, Temp Off Market, Canceled and Expired Listing)

### 7 DAY SOLD COMPARISON

Closed Prior Year	Volume	Count	Closed Prior Year	Volume	Count
Tuesday, January 28, 2025	\$788,000	5	Sunday, January 28, 2024	\$460,000	1
Monday, January 27, 2025	\$3,705,000	3	Friday, January 26, 2024	\$13,121,400	27
Friday, January 24, 2025	\$5,569,900	16	Thursday, January 25, 2024	\$3,636,500	9
Thursday, January 23, 2025	\$1,640,000	9	Wednesday, January 24, 2024	\$2,878,000	11
Wednesday, January 22, 2025	\$3,983,500	9	Tuesday, January 23, 2024	\$2,500,500	4
<b>Total</b>	<b>\$15,686,400</b>	<b>42</b>	Monday, January 22, 2024	\$4,245,625	13
			<b>Total</b>	<b>\$26,842,025</b>	<b>65</b>

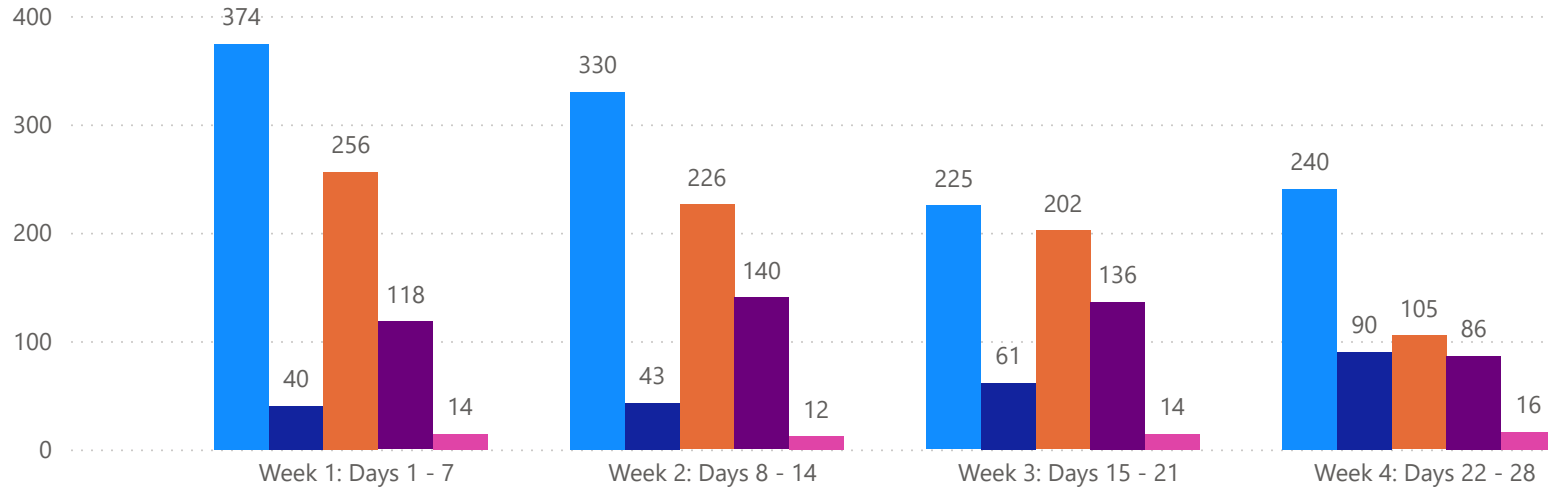


# 4 WEEK REAL ESTATE MARKET REPORT

## PASCO COUNTY - SINGLE FAMILY HOME

### 1/28/2025

**MLSStatus** ● Active ● Canceled ● Pending ● Sold ● Temporarily Off-Market



### TOTALS

MLS Status	4 Week Total
Active	1169
Canceled	234
Pending	789
Sold	480
Temporarily Off-Market	56

### DAILY MARKET CHANGE

Category	Sum of Pasco
Back on the Market	6
New Listings	7
Price Decrease	26
Price Increase	3

\*Back on Market can be from these sources - Pending, Temp Off Market, Canceled and Expired Listing)

### 7 DAY SOLD COMPARISON

Closed Prior Year	Volume	Count	Closed Prior Year	Volume	Count
Tuesday, January 28, 2025	\$4,311,990	10	Friday, January 26, 2024	\$19,960,210	46
Monday, January 27, 2025	\$9,319,780	21	Thursday, January 25, 2024	\$12,765,497	32
Saturday, January 25, 2025	\$440,000	2	Wednesday, January 24, 2024	\$9,543,441	22
Friday, January 24, 2025	\$16,578,099	40	Tuesday, January 23, 2024	\$9,987,161	24
Thursday, January 23, 2025	\$8,050,235	22	Monday, January 22, 2024	\$11,629,785	27
Wednesday, January 22, 2025	\$9,689,210	23	<b>Total</b>	<b>\$63,886,094</b>	<b>151</b>
<b>Total</b>	<b>\$48,389,314</b>	<b>118</b>			

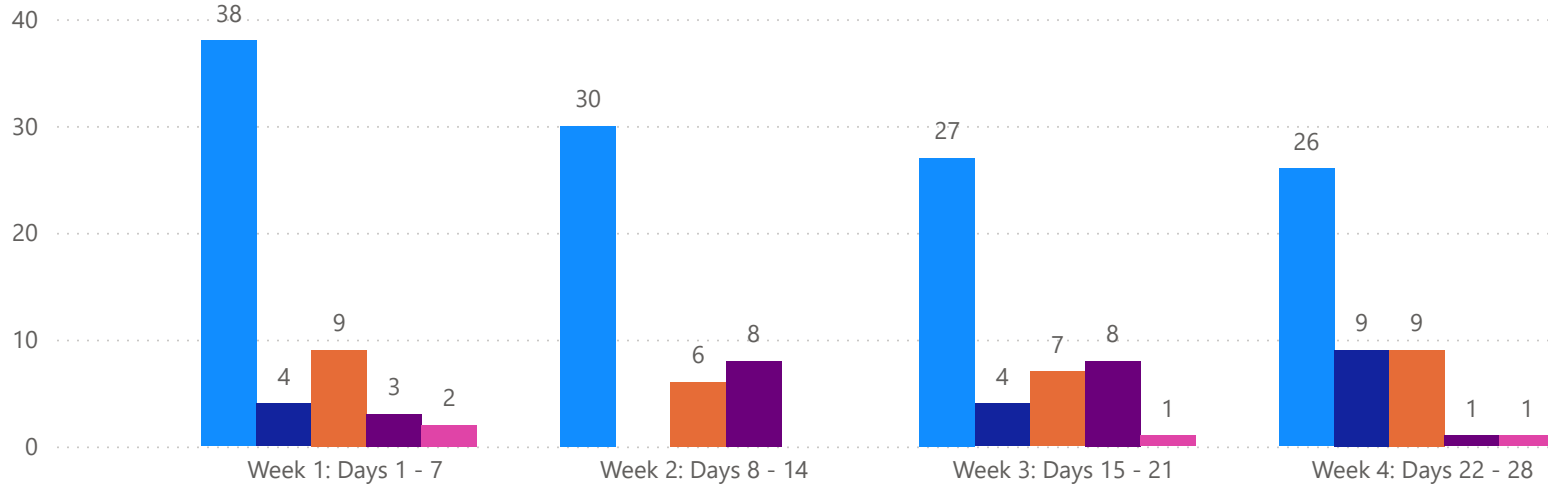


# 4 WEEK REAL ESTATE MARKET REPORT

## PASCO COUNTY - CONDO

### 1/28/2025

MLS Status ● Active ● Canceled ● Pending ● Sold ● Temporarily Off-Market



### TOTALS

MLS Status	4 Week Total
Active	121
Canceled	17
Pending	31
Sold	20
Temporarily Off-Market	4

### DAILY MARKET CHANGE

Category	Sum of Pasco
Back on the Market	1
New Listings	6
Price Decrease	12
Price Increase	0

\*Back on Market can be from these sources - Pending, Temp Off Market, Canceled and Expired Listing)

### 7 DAY SOLD COMPARISON

Closed Prior Year	Volume	Count
Tuesday, January 28, 2025	\$275,000	1
Monday, January 27, 2025	\$164,000	1
Friday, January 24, 2025	\$100,000	1
<b>Total</b>	<b>\$539,000</b>	<b>3</b>

Closed Prior Year	Volume	Count
Friday, January 26, 2024	\$490,500	3
Thursday, January 25, 2024	\$175,000	1
Wednesday, January 24, 2024	\$269,000	1
<b>Total</b>	<b>\$934,500</b>	<b>5</b>



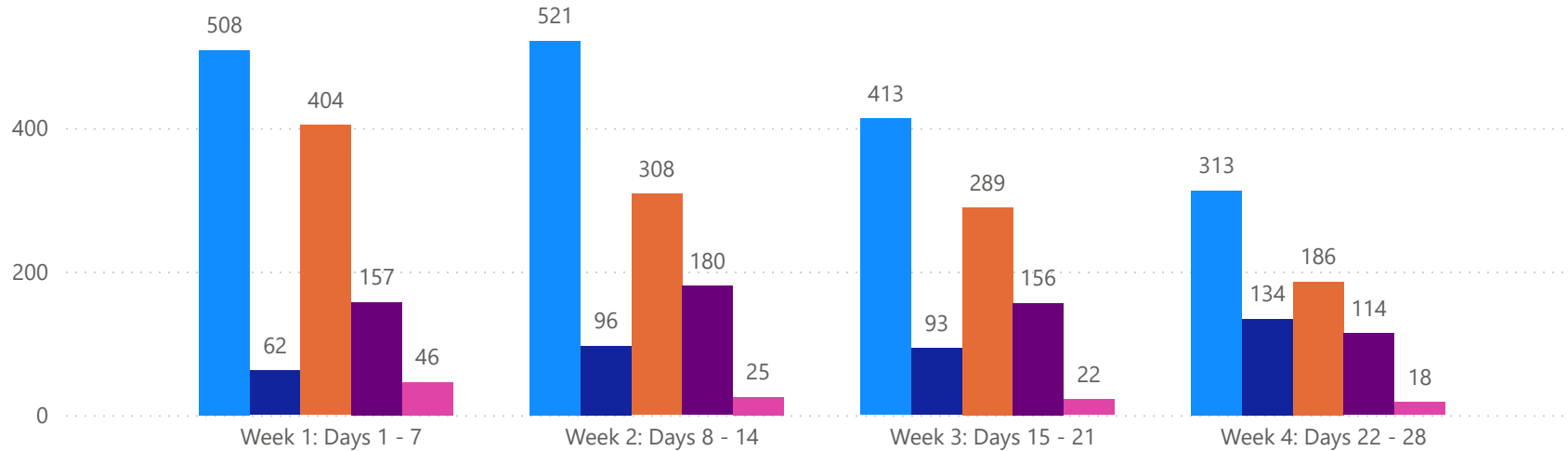


# 4 WEEK REAL ESTATE MARKET REPORT

## HILLSBOROUGH COUNTY - SINGLE FAMILY HOME

### 1/28/2025

MLS Status ● Active ● Canceled ● Pending ● Sold ● Temporarily Off-Market



### TOTALS

MLS Status	4 Week Total
Active	1755
Canceled	385
Pending	1187
Sold	607
Temporarily Off-Market	111

### DAILY MARKET CHANGE

Category	Sum of Hillsborough	*Back on Market can be from these sources - Pending, Temp Off Market, Cancelled and Expired Listing)
Back on the Market	4	
New Listings	24	
Price Decrease	32	
Price Increase	7	

### 7 DAY SOLD COMPARISON

Closed Prior Year	Volume	Count	Closed Prior Year	Volume	Count
Tuesday, January 28, 2025	\$7,223,015	13	Saturday, January 27, 2024	\$965,885	3
Monday, January 27, 2025	\$13,475,615	20	Friday, January 26, 2024	\$43,960,056	78
Saturday, January 25, 2025	\$295,000	1	Thursday, January 25, 2024	\$16,250,315	31
Friday, January 24, 2025	\$32,316,635	70	Wednesday, January 24, 2024	\$14,627,710	35
Thursday, January 23, 2025	\$18,353,420	32	Tuesday, January 23, 2024	\$9,646,625	19
Wednesday, January 22, 2025	\$8,958,533	21	Monday, January 22, 2024	\$14,710,349	32
<b>Total</b>	<b>\$80,622,218</b>	<b>157</b>	<b>Total</b>	<b>\$100,160,940</b>	<b>198</b>

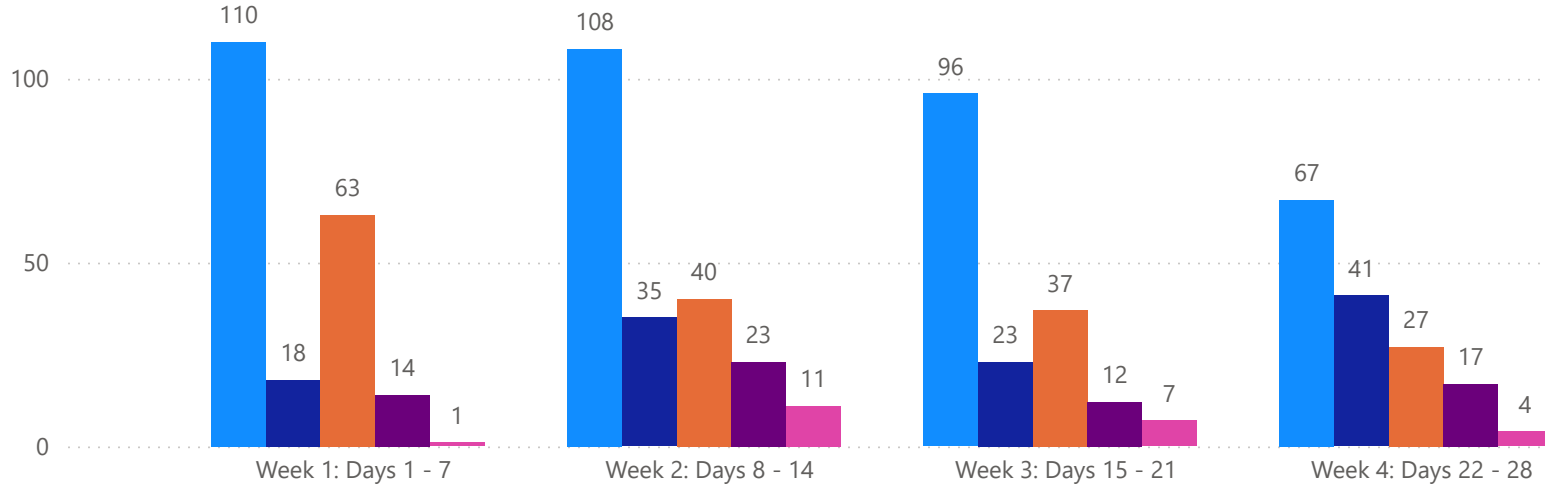


# 4 WEEK REAL ESTATE MARKET REPORT

## HILLSBOROUGH COUNTY - CONDO

### 1/28/2025

MLS Status ● Active ● Canceled ● Pending ● Sold ● Temporarily Off-Market



### TOTALS

MLS Status	4 Week Total
Active	381
Canceled	117
Pending	167
Sold	66
Temporarily Off-Market	23

### DAILY MARKET CHANGE

Category	Sum of Hillsborough	*Back on Market can be from these sources - Pending, Temp Off Market, Canceled and Expired Listing)
Back on the Market	2	
New Listings	4	
Price Decrease	8	
Price Increase	0	

### 7 DAY SOLD COMPARISON

Closed Prior Year	Volume	Count	Closed Prior Year	Volume	Count
Tuesday, January 28, 2025	\$500,000	1	Friday, January 26, 2024	\$2,610,825	9
Monday, January 27, 2025	\$235,000	1	Thursday, January 25, 2024	\$658,000	3
Friday, January 24, 2025	\$507,500	3	Wednesday, January 24, 2024	\$2,152,000	2
Thursday, January 23, 2025	\$3,137,999	7	Tuesday, January 23, 2024	\$217,500	1
Wednesday, January 22, 2025	\$990,000	2	Monday, January 22, 2024	\$1,427,500	6
<b>Total</b>	<b>\$5,370,499</b>	<b>14</b>	<b>Total</b>	<b>\$7,065,825</b>	<b>21</b>

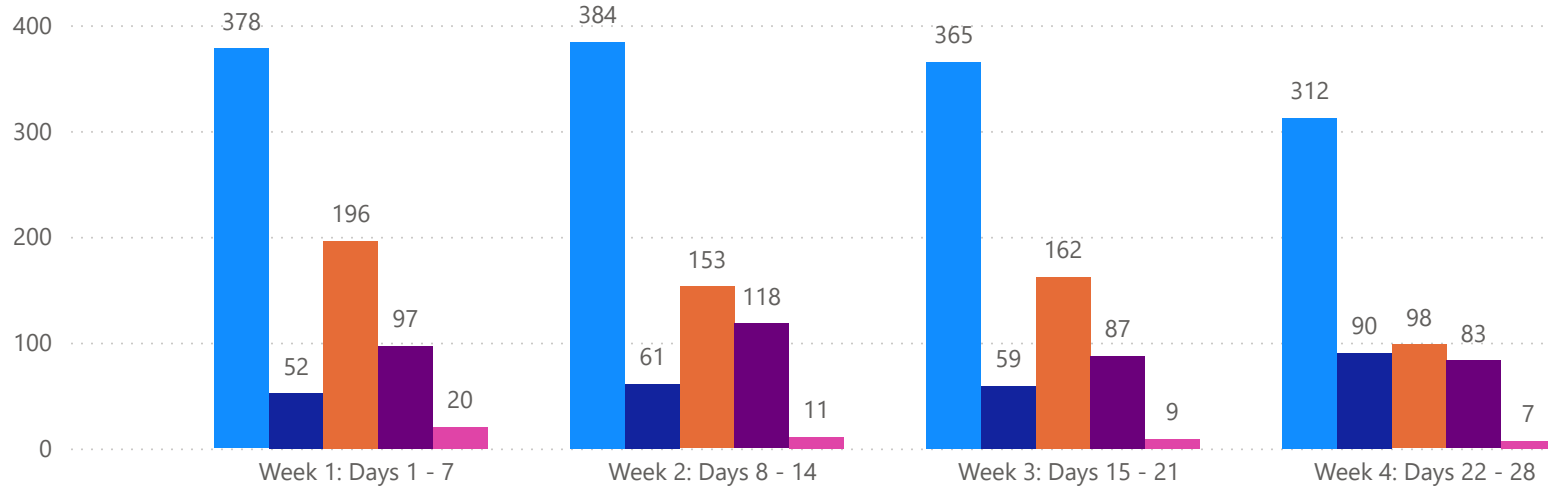


# 4 WEEK REAL ESTATE MARKET REPORT

## SARASOTA COUNTY - SINGLE FAMILY HOME

### 1/28/2025

**MLSStatus** ● Active ● Canceled ● Pending ● Sold ● Temporarily Off-Market



### TOTALS

MLS Status	4 Week Total
Active	1439
Canceled	262
Pending	609
Sold	385
Temporarily Off-Market	47

### DAILY MARKET CHANGE

Category	Sum of Sarasota
Back on the Market	3
New Listings	27
Price Decrease	22
Price Increase	0

\*Back on Market can be from these sources - Pending, Temp Off Market, Canceled and Expired Listing)

### 7 DAY SOLD COMPARISON

Closed Prior Year	Volume	Count	Closed Prior Year	Volume	Count
Tuesday, January 28, 2025	\$7,324,687	11	Saturday, January 27, 2024	\$427,500	2
Monday, January 27, 2025	\$15,562,158	20	Friday, January 26, 2024	\$24,071,494	23
Saturday, January 25, 2025	\$570,000	1	Thursday, January 25, 2024	\$16,862,659	24
Friday, January 24, 2025	\$29,528,538	25	Wednesday, January 24, 2024	\$12,744,359	18
Thursday, January 23, 2025	\$17,621,592	22	Tuesday, January 23, 2024	\$16,356,090	15
Wednesday, January 22, 2025	\$11,726,103	18	Monday, January 22, 2024	\$9,403,564	17
<b>Total</b>	<b>\$82,333,078</b>	<b>97</b>	<b>Total</b>	<b>\$79,865,666</b>	<b>99</b>

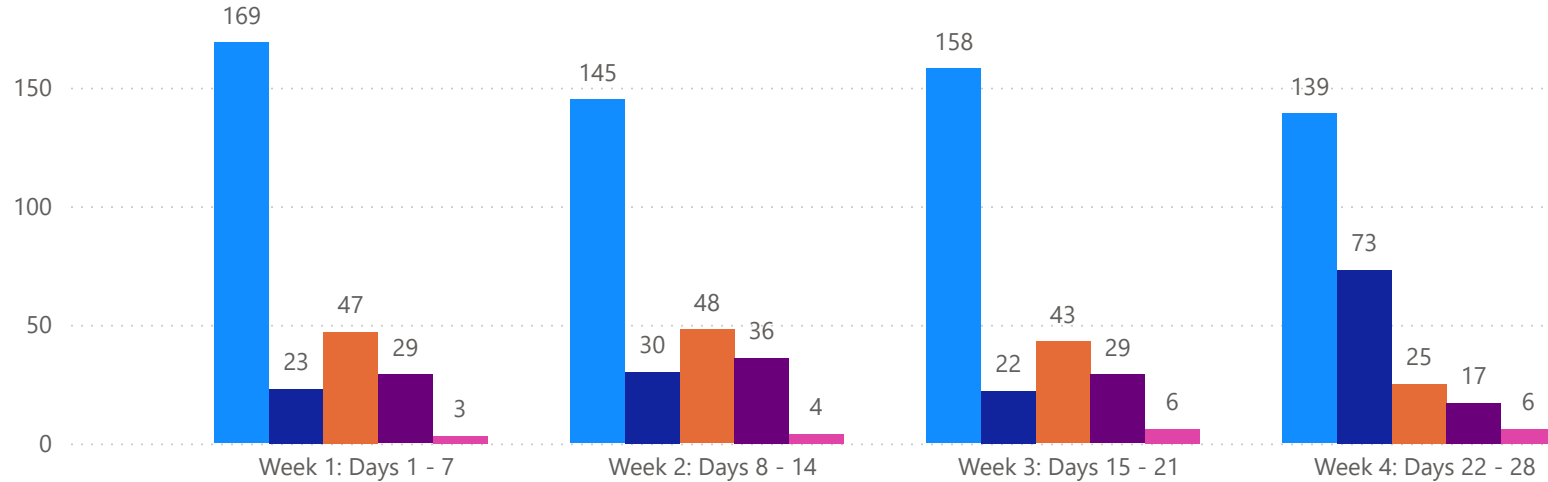


# 4 WEEK REAL ESTATE MARKET REPORT

## SARASOTA COUNTY - CONDO

### 1/28/2025

MLS Status ● Active ● Canceled ● Pending ● Sold ● Temporarily Off-Market



### TOTALS

MLS Status	4 Week Total
Active	611
Canceled	148
Pending	163
Sold	111
Temporarily Off-Market	19

### DAILY MARKET CHANGE

Category	Sum of Sarasota
Back on the Market	1
New Listings	4
Price Decrease	6
Price Increase	0

\*Back on Market can be from these sources - Pending, Temp Off Market, Canceled and Expired Listing)

### 7 DAY SOLD COMPARISON

Closed Prior Year	Volume	Count	Closed Prior Year	Volume	Count
Tuesday, January 28, 2025	\$3,346,400	7	Friday, January 26, 2024	\$6,834,500	8
Monday, January 27, 2025	\$1,950,000	1	Thursday, January 25, 2024	\$800,000	3
Friday, January 24, 2025	\$6,212,998	9	Wednesday, January 24, 2024	\$3,502,000	8
Thursday, January 23, 2025	\$2,643,500	4	Tuesday, January 23, 2024	\$4,592,500	6
Wednesday, January 22, 2025	\$4,631,498	8	Monday, January 22, 2024	\$2,393,500	6
<b>Total</b>	<b>\$18,784,396</b>	<b>29</b>	<b>Total</b>	<b>\$18,122,500</b>	<b>31</b>

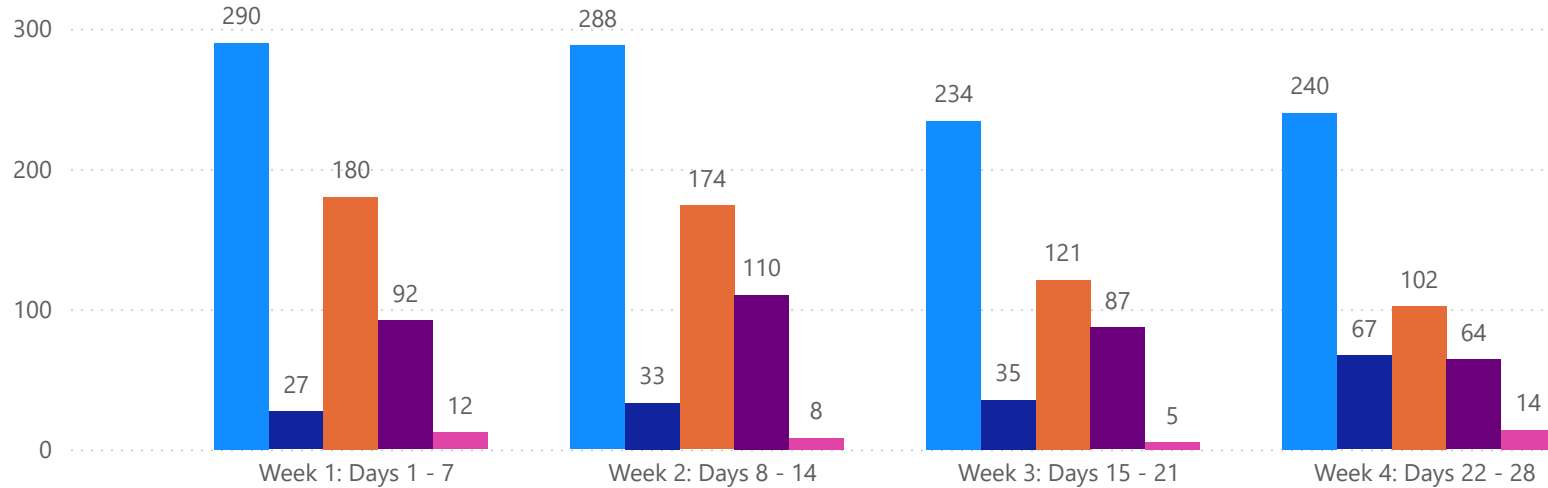


# 4 WEEK REAL ESTATE MARKET REPORT

## MANATEE COUNTY - SINGLE FAMILY HOME

### 1/28/2025

**MLSStatus** ● Active ● Canceled ● Pending ● Sold ● Temporarily Off-Market



### TOTALS

MLS Status	4 Week Total
Active	1052
Canceled	162
Pending	577
Sold	353
Temporarily Off-Market	39

### DAILY MARKET CHANGE

Category	Sum of Manatee
Back on the Market	3
New Listings	8
Price Decrease	17
Price Increase	4

\*Back on Market can be from these sources - Pending, Temp Off Market, Canceled and Expired Listing)

### 7 DAY SOLD COMPARISON

Closed Prior Year	Volume	Count	Closed Prior Year	Volume	Count
Tuesday, January 28, 2025	\$10,106,980	13	Friday, January 26, 2024	\$22,515,249	28
Monday, January 27, 2025	\$6,529,140	9	Thursday, January 25, 2024	\$10,373,338	16
Friday, January 24, 2025	\$19,163,673	34	Wednesday, January 24, 2024	\$19,361,848	25
Thursday, January 23, 2025	\$9,541,295	21	Tuesday, January 23, 2024	\$8,018,100	15
Wednesday, January 22, 2025	\$9,458,975	15	Monday, January 22, 2024	\$20,511,406	19
<b>Total</b>	<b>\$54,800,063</b>	<b>92</b>	<b>Total</b>	<b>\$80,779,941</b>	<b>103</b>

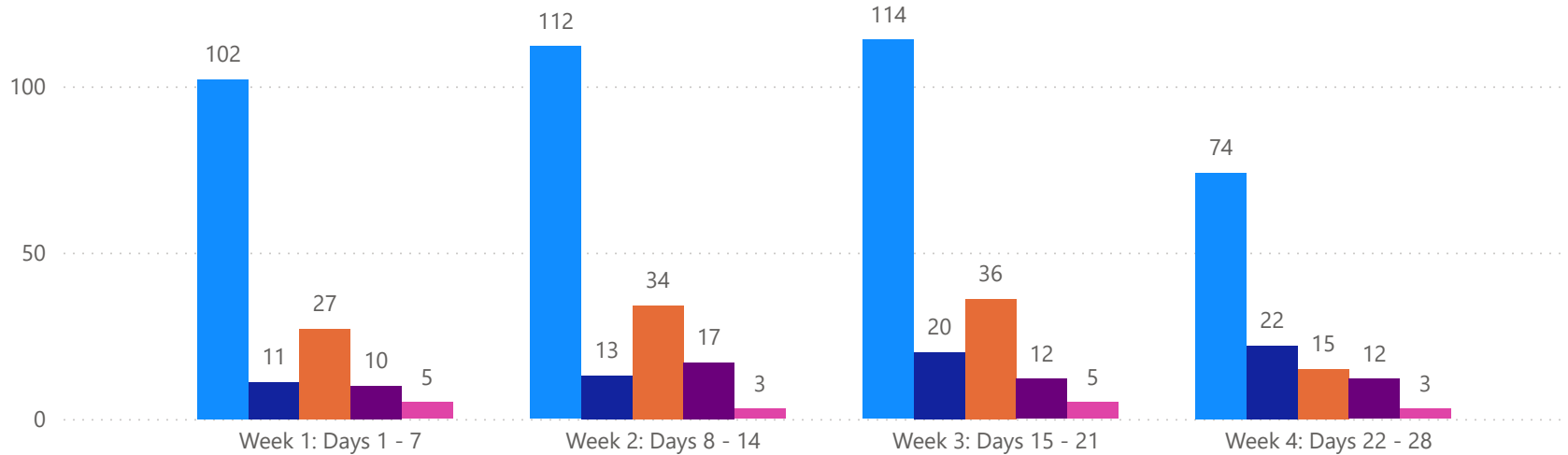


# 4 WEEK REAL ESTATE MARKET REPORT

## MANATEE COUNTY - CONDO

### 1/28/2025

MLS Status ● Active ● Canceled ● Pending ● Sold ● Temporarily Off-Market



### TOTALS

MLS Status	4 Week Total
Active	402
Canceled	66
Pending	112
Sold	51
Temporarily Off-Market	16

### DAILY MARKET CHANGE

Category	Sum of Manatee
Back on the Market	3
New Listings	4
Price Decrease	8
Price Increase	0

\*Back on Market can be from these sources - Pending, Temp Off Market, Canceled and Expired Listing)

### 7 DAY SOLD COMPARISON

Closed Prior Year	Volume	Count	Closed Prior Year	Volume	Count
Monday, January 27, 2025	\$634,500	2	Friday, January 26, 2024	\$3,654,900	11
Friday, January 24, 2025	\$1,749,900	4	Thursday, January 25, 2024	\$1,078,935	2
Thursday, January 23, 2025	\$983,100	2	Wednesday, January 24, 2024	\$2,976,865	5
Wednesday, January 22, 2025	\$433,000	2	Tuesday, January 23, 2024	\$714,000	3
<b>Total</b>	<b>\$3,800,500</b>	<b>10</b>	Monday, January 22, 2024	\$2,644,000	7
			<b>Total</b>	<b>\$11,068,700</b>	<b>28</b>

