



4 WEEK REAL ESTATE MARKET REPORT

Wednesday, January 29, 2025

As of: Thursday, January 30, 2025

- 1 Report Breakdown
- 2 Cumulative Tampa Bay Report - Single Family Home
- 3 Cumulative Tampa Bay Report - Condominium
- 4 Pinellas County - Single Family Home
- 5 Pinellas County - Condominium
- 6 Pasco County - Single Family Home
- 7 Pasco County - Condominium
- 8 Hillsborough County - Single Family Home
- 9 Hillsborough County - Condominium
- 10 Sarasota County - Single Family Home
- 11 Sarasota County - Condominium
- 12 Manatee County - Single Family Home
- 13 Manatee County - Condominium

4 WEEK REAL ESTATE MARKET REPORT

REPORT BREAKDOWN

Wednesday, January 29, 2025

as of: 1/30/2025



Day 1	Wednesday, January 29, 2025
Day 2	Tuesday, January 28, 2025
Day 3	Monday, January 27, 2025
Day 4	Sunday, January 26, 2025
Day 5	Saturday, January 25, 2025
Day 6	Thursday, January 30, 2025
Day 7	Wednesday, January 29, 2025
Day 8	Tuesday, January 28, 2025
Day 9	Monday, January 27, 2025
Day 10	Sunday, January 26, 2025
Day 11	Saturday, January 25, 2025
Day 12	Friday, January 24, 2025
Day 13	Thursday, January 23, 2025
Day 14	Wednesday, January 22, 2025
Day 15	Tuesday, January 21, 2025
Day 16	Monday, January 20, 2025
Day 17	Sunday, January 19, 2025
Day 18	Saturday, January 18, 2025
Day 19	Friday, January 17, 2025
Day 20	Thursday, January 16, 2025
Day 21	Wednesday, January 15, 2025
Day 22	Tuesday, January 14, 2025
Day 23	Monday, January 13, 2025
Day 24	Sunday, January 12, 2025
Day 25	Saturday, January 11, 2025
Day 26	Friday, January 10, 2025
Day 27	Thursday, January 9, 2025
Day 28	Wednesday, January 8, 2025

REPORT BREAKDOWN

GRAPH:

Active - Newly listed during the date range

Pending - Status changed to 'pending' during the date range

Sold - Closed during the date range

Canceled - Canceled during the date range

Temp off Market - Status changed to 'temp' off market' during the date range

The date ranges are not cumulative.

Day 1: Wednesday, January 29, 2025

Day 28: Wednesday, January 8, 2025

TOTALS:

4 Weeks: The summation of each date range (Day 1 - Day 28)

Market Changes

Day 1's New Listings, Price Increase, Price Decreases and Back on Market

Manatee County - Single Family Home

7 Day Sold Comparison

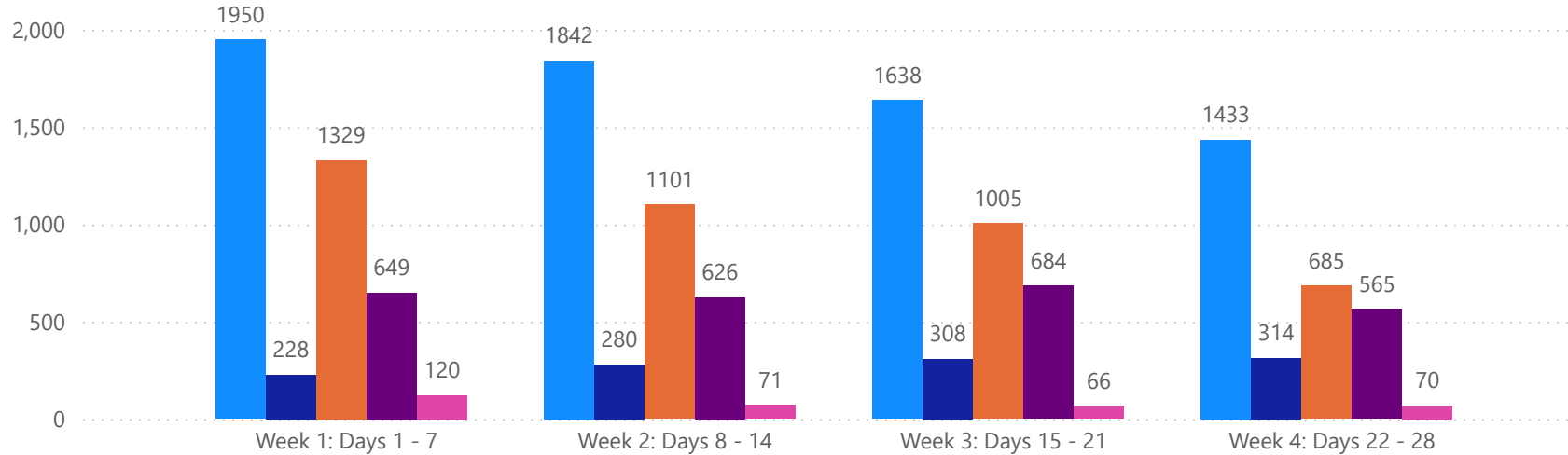
Compares the sold amount and volume in the last 7 days against the same timeframe in the prior year and days 8 - days 14.

4 WEEK REAL ESTATE MARKET REPORT

TAMPA BAY - SINGLE FAMILY HOME

1/29/2025

MLS Status ● Active ● Canceled ● Pending ● Sold ● Temporarily Off-Market



TOTALS

MLS Status	4 Week Total
Active	6863
Canceled	1130
Pending	4120
Sold	2524
Temporarily Off-Market	327

DAILY MARKET CHANGE

Category	Sum of Total	
Back on the Market	19	*Back on Market can be from these sources - Pending, Temp Off Market, Cancelled and Expired Listing)
New Listings	85	
Price Decrease	129	
Price Increase	19	

7 DAY SOLD COMPARISON

Closed Prior Year	Volume	Count
Wednesday, January 29, 2025	\$62,214,953	83
Tuesday, January 28, 2025	\$57,063,717	100
Monday, January 27, 2025	\$68,564,510	113
Sunday, January 26, 2025	\$996,020	2
Saturday, January 25, 2025	\$2,186,410	6
Friday, January 24, 2025	\$126,791,825	224
Thursday, January 23, 2025	\$66,115,467	121
Total	\$383,932,902	649

Closed Prior Year	Volume	Count
Monday, January 29, 2024	\$78,363,415	148
Saturday, January 27, 2024	\$2,586,285	8
Friday, January 26, 2024	\$150,729,104	223
Thursday, January 25, 2024	\$72,200,809	125
Wednesday, January 24, 2024	\$65,589,858	116
Tuesday, January 23, 2024	\$51,579,876	85
Total	\$421,049,347	705

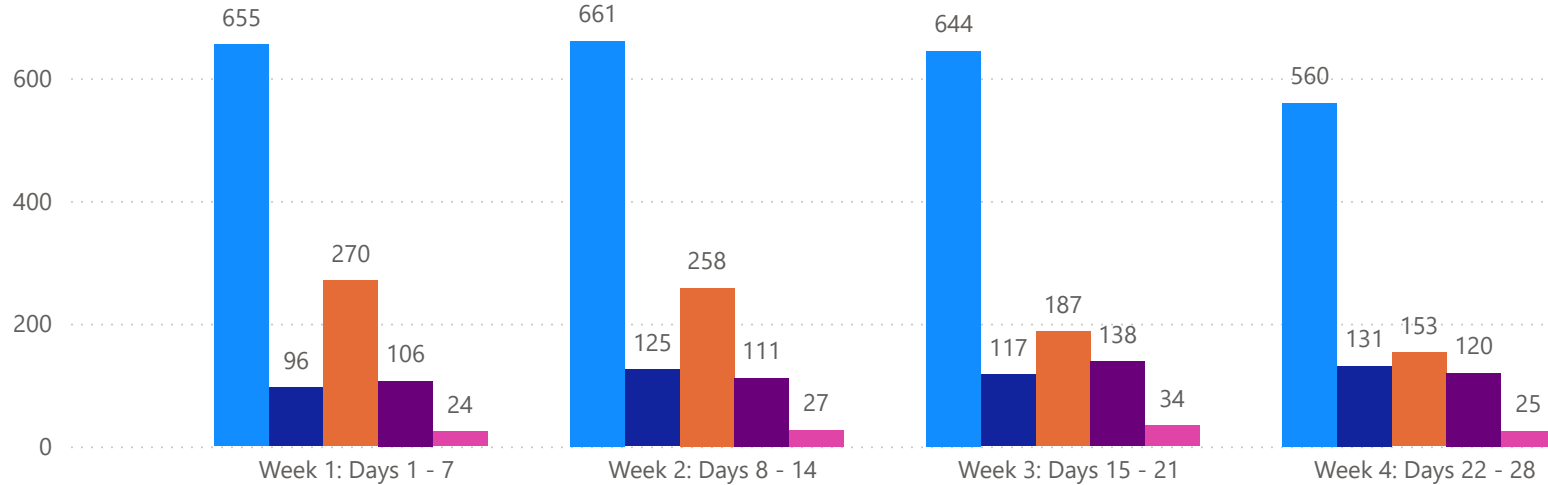


4 WEEK REAL ESTATE MARKET REPORT

TAMPA BAY - CONDO

1/29/2025

MLSStatus ● Active ● Canceled ● Pending ● Sold ● Temporarily Off-Market



TOTALS

MLS Status	4 Week Total
Active	2520
Canceled	469
Pending	868
Sold	475
Temporarily Off-Market	110

DAILY MARKET CHANGE

Category	Sum of Total	
Back on the Market	7	*Back on Market can be from these sources - Pending, Temp Off Market, Cancelled and Expired Listing)
New Listings	20	
Price Decrease	36	
Price Increase	0	

7 DAY SOLD COMPARISON

Closed Prior Year	Volume	Count	Closed Prior Year	Volume	Count
Wednesday, January 29, 2025	\$4,823,500	14	Monday, January 29, 2024	\$13,958,150	27
Tuesday, January 28, 2025	\$7,051,800	21	Sunday, January 28, 2024	\$460,000	1
Monday, January 27, 2025	\$9,136,900	15	Friday, January 26, 2024	\$26,712,125	58
Saturday, January 25, 2025	\$160,000	1	Thursday, January 25, 2024	\$6,348,435	18
Friday, January 24, 2025	\$14,140,298	33	Wednesday, January 24, 2024	\$11,777,865	27
Thursday, January 23, 2025	\$8,404,599	22	Tuesday, January 23, 2024	\$8,024,500	14
Total	\$43,717,097	106	Total	\$67,281,075	145

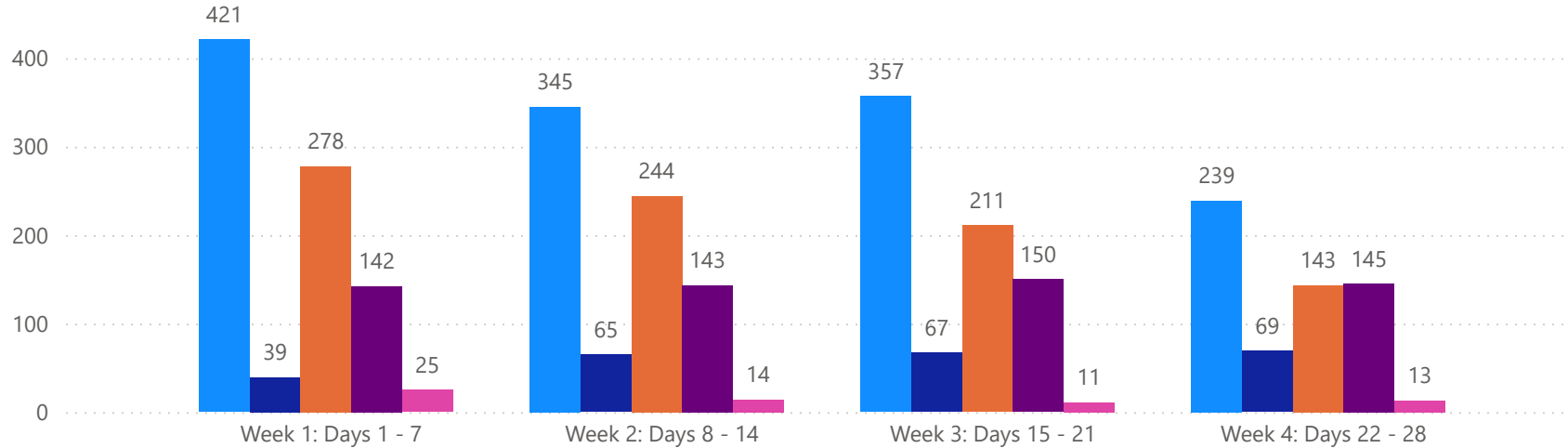


4 WEEK REAL ESTATE MARKET REPORT

PINELLAS COUNTY - SINGLE FAMILY HOME

1/29/2025

MLS Status ● Active ● Canceled ● Pending ● Sold ● Temporarily Off-Market



TOTALS

MLS Status	4 Week Total
Active	1362
Canceled	240
Pending	876
Sold	580
Temporarily Off-Market	63

DAILY MARKET CHANGE

Category	Sum of Pinellas
Back on the Market	3
New Listings	19
Price Decrease	32
Price Increase	5

*Back on Market can be from these sources - Pending, Temp Off Market, Canceled and Expired Listing)

7 DAY SOLD COMPARISON

Closed Prior Year	Volume	Count	Closed Prior Year	Volume	Count
Wednesday, January 29, 2025	\$12,547,500	22	Monday, January 29, 2024	\$8,457,660	20
Tuesday, January 28, 2025	\$8,343,500	16	Saturday, January 27, 2024	\$1,192,900	3
Monday, January 27, 2025	\$14,088,100	25	Friday, January 26, 2024	\$40,222,095	48
Sunday, January 26, 2025	\$531,500	1	Thursday, January 25, 2024	\$15,949,000	22
Friday, January 24, 2025	\$28,638,875	54	Wednesday, January 24, 2024	\$9,312,500	16
Thursday, January 23, 2025	\$12,548,925	24	Tuesday, January 23, 2024	\$7,571,900	12
Total	\$76,698,400	142	Total	\$82,706,055	121

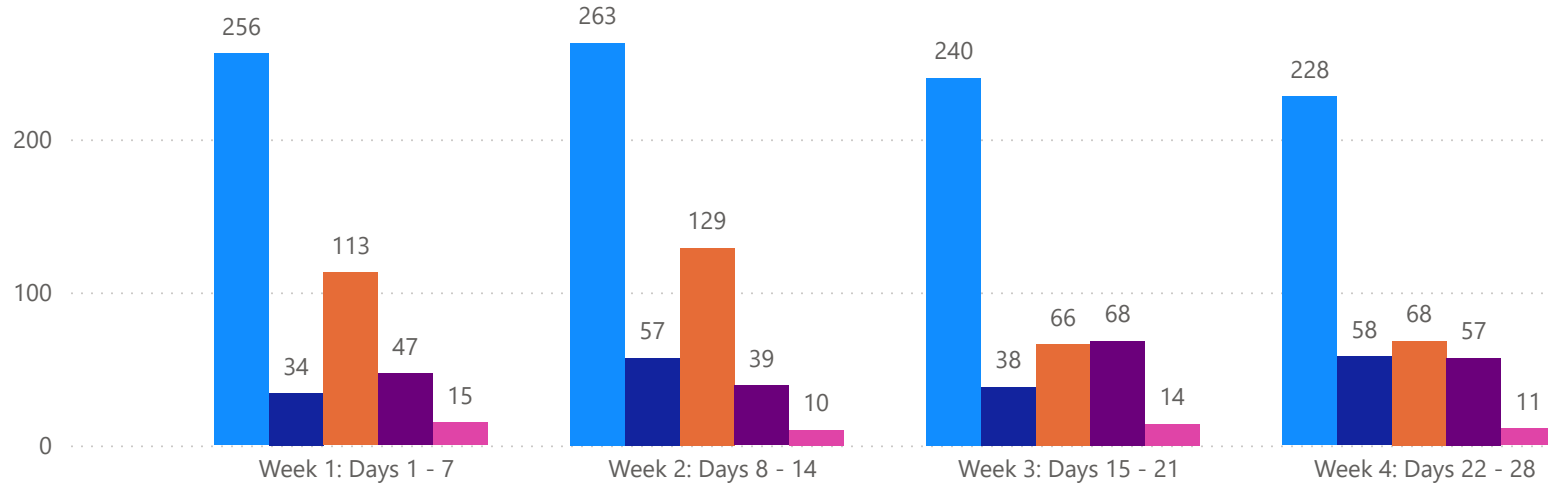


4 WEEK REAL ESTATE MARKET REPORT

PINELLAS COUNTY - CONDO

1/29/2025

MLSStatus ● Active ● Canceled ● Pending ● Sold ● Temporarily Off-Market



TOTALS

MLS Status	4 Week Total
Active	987
Canceled	187
Pending	376
Sold	211
Temporarily Off-Market	50

DAILY MARKET CHANGE

Category	Sum of Pinellas
Back on the Market	0
New Listings	2
Price Decrease	2
Price Increase	0

*Back on Market can be from these sources - Pending, Temp Off Market, Canceled and Expired Listing)

7 DAY SOLD COMPARISON

Closed Prior Year	Volume	Count	Closed Prior Year	Volume	Count
Wednesday, January 29, 2025	\$1,604,500	7	Monday, January 29, 2024	\$3,337,900	13
Tuesday, January 28, 2025	\$2,052,900	8	Sunday, January 28, 2024	\$460,000	1
Monday, January 27, 2025	\$4,489,000	6	Friday, January 26, 2024	\$13,121,400	27
Saturday, January 25, 2025	\$160,000	1	Thursday, January 25, 2024	\$3,636,500	9
Friday, January 24, 2025	\$5,569,900	16	Wednesday, January 24, 2024	\$2,878,000	11
Thursday, January 23, 2025	\$1,640,000	9	Tuesday, January 23, 2024	\$2,500,500	4
Total	\$15,516,300	47	Total	\$25,934,300	65

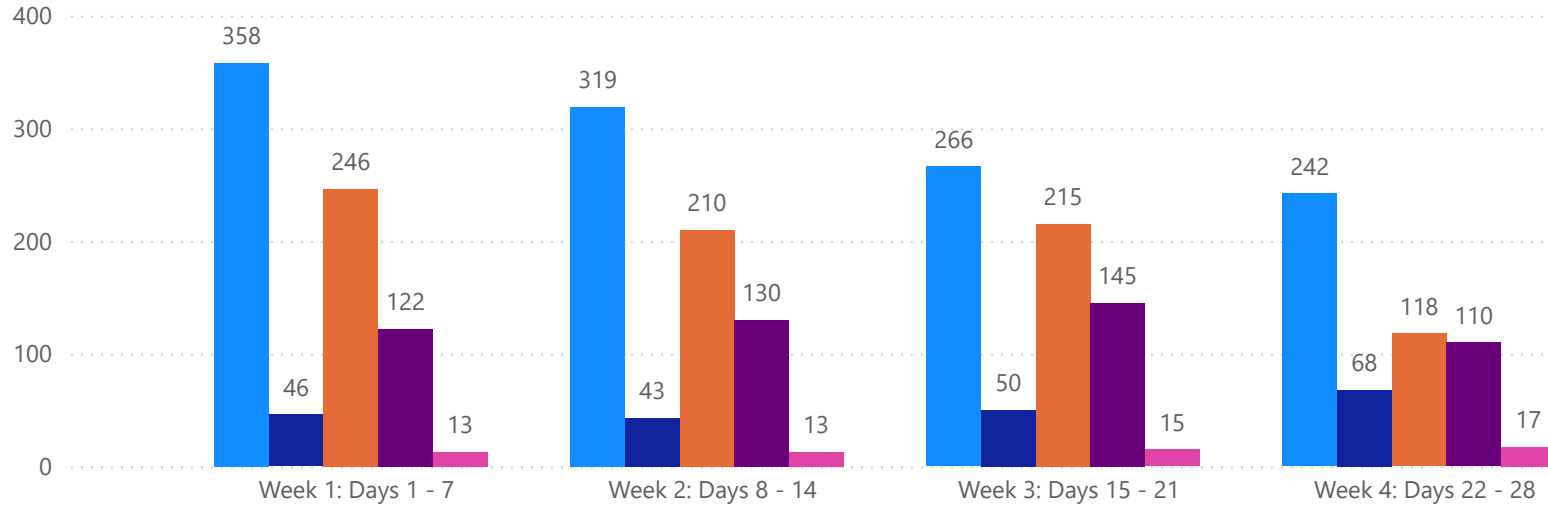


4 WEEK REAL ESTATE MARKET REPORT

PASCO COUNTY - SINGLE FAMILY HOME

1/29/2025

MLS Status ● Active ● Canceled ● Pending ● Sold ● Temporarily Off-Market



TOTALS

MLS Status	4 Week Total
Active	1185
Canceled	207
Pending	789
Sold	507
Temporarily Off-Market	58

DAILY MARKET CHANGE

Category	Sum of Pasco
Back on the Market	6
New Listings	7
Price Decrease	26
Price Increase	3

*Back on Market can be from these sources - Pending, Temp Off Market, Canceled and Expired Listing)

7 DAY SOLD COMPARISON

Closed Prior Year	Volume	Count	Closed Prior Year	Volume	Count
Wednesday, January 29, 2025	\$5,848,800	14	Monday, January 29, 2024	\$13,233,560	34
Tuesday, January 28, 2025	\$10,290,291	20	Friday, January 26, 2024	\$19,960,210	46
Monday, January 27, 2025	\$11,059,417	24	Thursday, January 25, 2024	\$12,765,497	32
Saturday, January 25, 2025	\$440,000	2	Wednesday, January 24, 2024	\$9,543,441	22
Friday, January 24, 2025	\$16,578,099	40	Tuesday, January 23, 2024	\$9,987,161	24
Thursday, January 23, 2025	\$8,050,235	22	Total	\$65,489,869	158
Total	\$52,266,842	122			

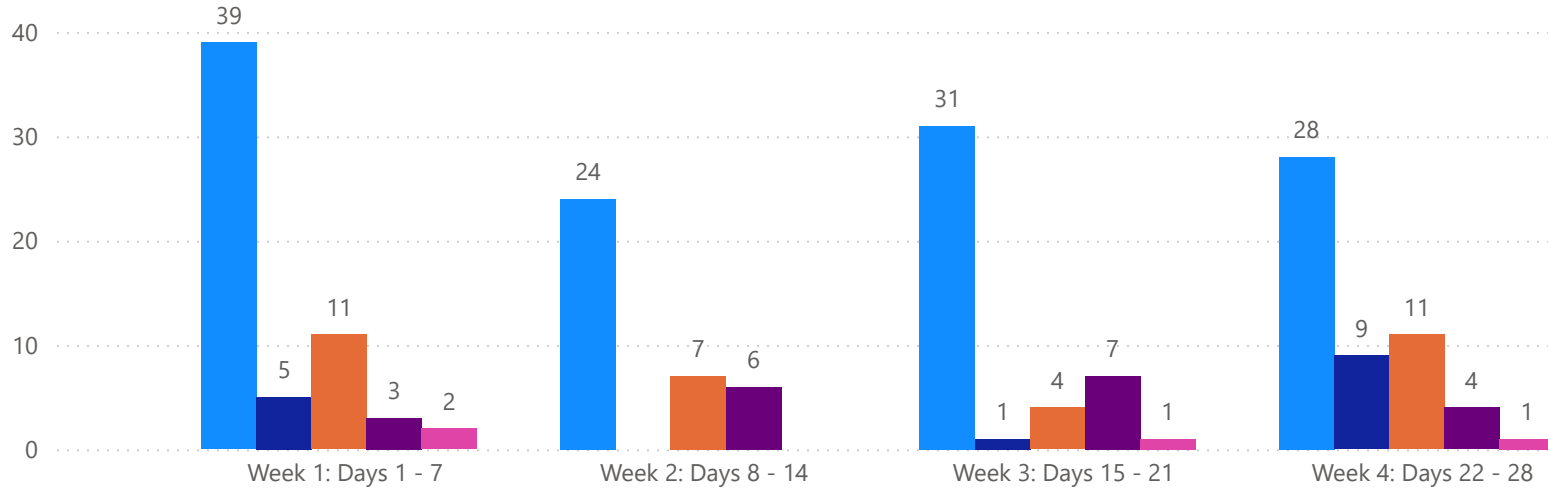


4 WEEK REAL ESTATE MARKET REPORT

PASCO COUNTY - CONDO

1/29/2025

MLSStatus ● Active ● Canceled ● Pending ● Sold ● Temporarily Off-Market



TOTALS

MLS Status	4 Week Total
Active	122
Canceled	15
Pending	33
Sold	20
Temporarily Off-Market	4

DAILY MARKET CHANGE

Category	Sum of Pasco
Back on the Market	1
New Listings	6
Price Decrease	12
Price Increase	0

*Back on Market can be from these sources - Pending, Temp Off Market, Canceled and Expired Listing)

7 DAY SOLD COMPARISON

Closed Prior Year	Volume	Count
Tuesday, January 28, 2025	\$275,000	1
Monday, January 27, 2025	\$164,000	1
Friday, January 24, 2025	\$100,000	1
Total	\$539,000	3

Closed Prior Year	Volume	Count
Friday, January 26, 2024	\$490,500	3
Thursday, January 25, 2024	\$175,000	1
Wednesday, January 24, 2024	\$269,000	1
Total	\$934,500	5

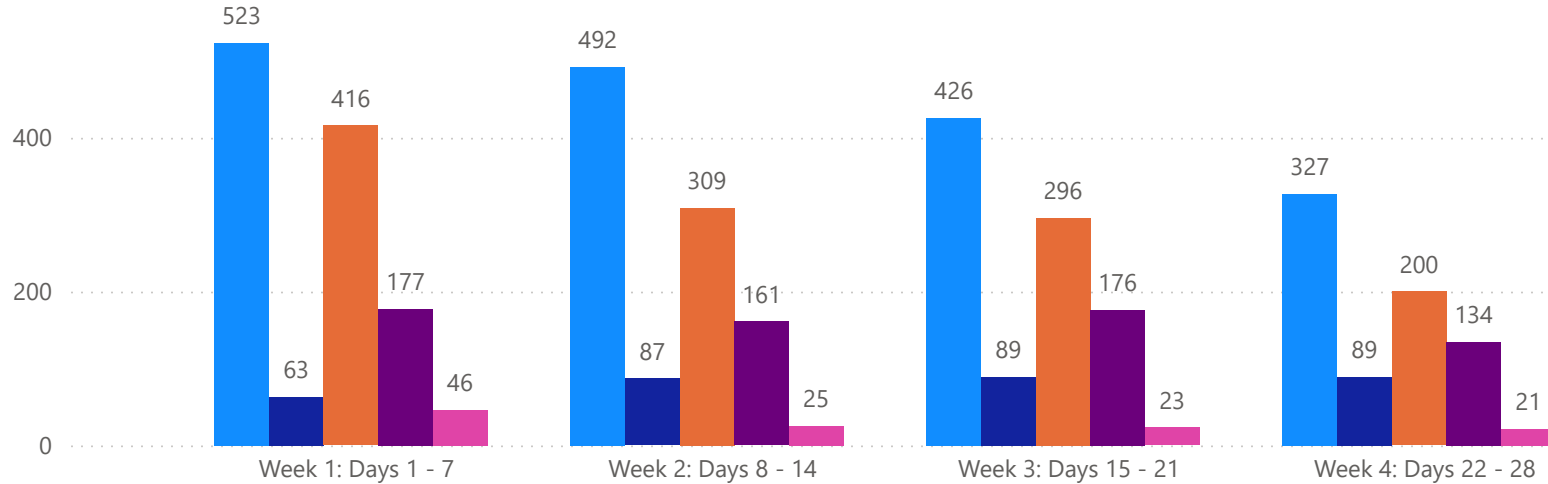


4 WEEK REAL ESTATE MARKET REPORT

HILLSBOROUGH COUNTY - SINGLE FAMILY HOME

1/29/2025

MLS Status ● Active ● Canceled ● Pending ● Sold ● Temporarily Off-Market



TOTALS

MLS Status	4 Week Total
Active	1768
Canceled	328
Pending	1221
Sold	648
Temporarily Off-Market	115

DAILY MARKET CHANGE

Category	Sum of Hillsborough	*Back on Market can be from these sources - Pending, Temp Off Market, Cancelled and Expired Listing)
Back on the Market	4	
New Listings	24	
Price Decrease	32	
Price Increase	7	

7 DAY SOLD COMPARISON

Closed Prior Year	Volume	Count	Closed Prior Year	Volume	Count
Wednesday, January 29, 2025	\$11,739,198	17	Monday, January 29, 2024	\$22,226,434	42
Tuesday, January 28, 2025	\$12,945,002	27	Saturday, January 27, 2024	\$965,885	3
Monday, January 27, 2025	\$18,198,515	30	Friday, January 26, 2024	\$43,960,056	78
Saturday, January 25, 2025	\$295,000	1	Thursday, January 25, 2024	\$16,250,315	31
Friday, January 24, 2025	\$32,316,635	70	Wednesday, January 24, 2024	\$14,627,710	35
Thursday, January 23, 2025	\$18,353,420	32	Tuesday, January 23, 2024	\$9,646,625	19
Total	\$93,847,770	177	Total	\$107,677,025	208

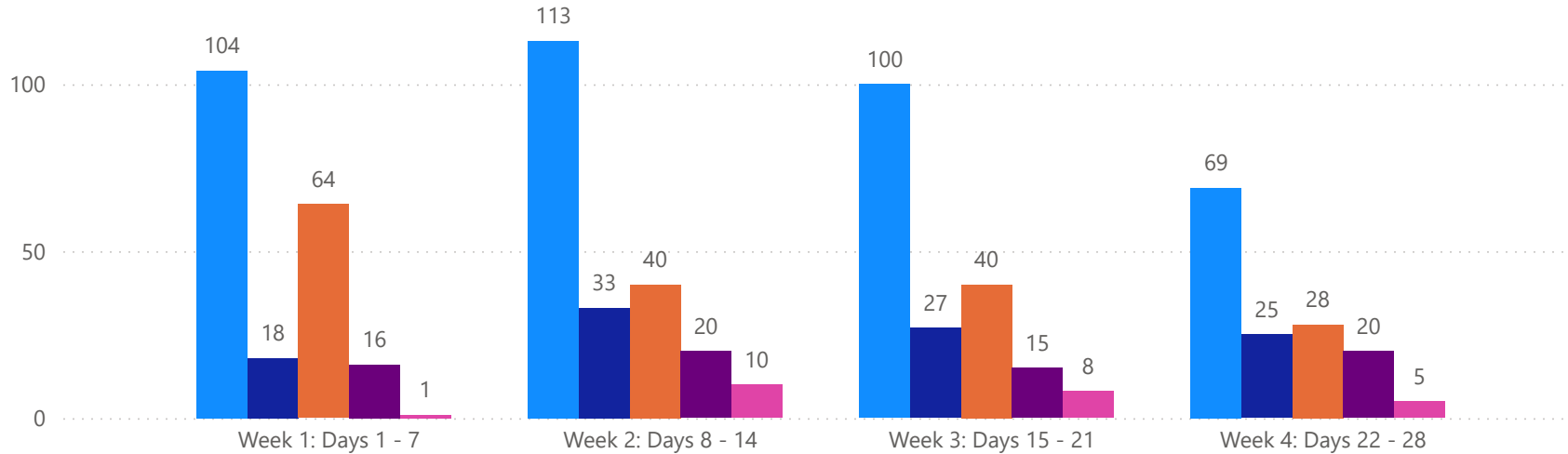


4 WEEK REAL ESTATE MARKET REPORT

HILLSBOROUGH COUNTY - CONDO

1/29/2025

MLS Status ● Active ● Canceled ● Pending ● Sold ● Temporarily Off-Market



TOTALS

MLS Status	4 Week Total
Active	386
Canceled	103
Pending	172
Sold	71
Temporarily Off-Market	24

DAILY MARKET CHANGE

Category	Sum of Hillsborough	*Back on Market can be from these sources - Pending, Temp Off Market, Canceled and Expired Listing)
Back on the Market	2	
New Listings	4	
Price Decrease	8	
Price Increase	0	

7 DAY SOLD COMPARISON

Closed Prior Year	Volume	Count	Closed Prior Year	Volume	Count
Wednesday, January 29, 2025	\$157,000	1	Monday, January 29, 2024	\$1,798,250	6
Tuesday, January 28, 2025	\$670,000	2	Friday, January 26, 2024	\$2,610,825	9
Monday, January 27, 2025	\$1,409,900	3	Thursday, January 25, 2024	\$658,000	3
Friday, January 24, 2025	\$507,500	3	Wednesday, January 24, 2024	\$2,152,000	2
Thursday, January 23, 2025	\$3,137,999	7	Tuesday, January 23, 2024	\$217,500	1
Total	\$5,882,399	16	Total	\$7,436,575	21

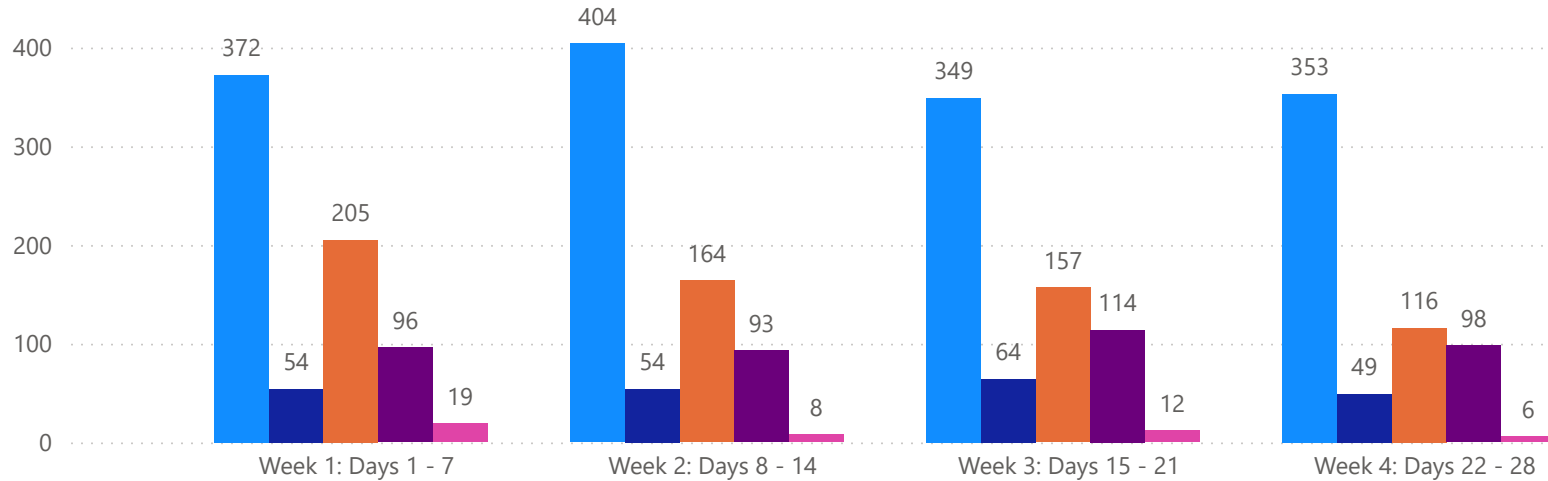


4 WEEK REAL ESTATE MARKET REPORT

SARASOTA COUNTY - SINGLE FAMILY HOME

1/29/2025

MLS Status ● Active ● Canceled ● Pending ● Sold ● Temporarily Off-Market



TOTALS

MLS Status	4 Week Total
Active	1478
Canceled	221
Pending	642
Sold	401
Temporarily Off-Market	45

DAILY MARKET CHANGE

Category	Sum of Sarasota
Back on the Market	3
New Listings	27
Price Decrease	22
Price Increase	0

*Back on Market can be from these sources - Pending, Temp Off Market, Canceled and Expired Listing)

7 DAY SOLD COMPARISON

Closed Prior Year	Volume	Count	Closed Prior Year	Volume	Count
Wednesday, January 29, 2025	\$13,763,729	14	Monday, January 29, 2024	\$18,858,663	25
Tuesday, January 28, 2025	\$9,147,687	13	Saturday, January 27, 2024	\$427,500	2
Monday, January 27, 2025	\$15,562,158	20	Friday, January 26, 2024	\$24,071,494	23
Saturday, January 25, 2025	\$935,000	2	Thursday, January 25, 2024	\$16,862,659	24
Friday, January 24, 2025	\$29,528,538	25	Wednesday, January 24, 2024	\$12,744,359	18
Thursday, January 23, 2025	\$17,621,592	22	Tuesday, January 23, 2024	\$16,356,090	15
Total	\$86,558,704	96	Total	\$89,320,765	107

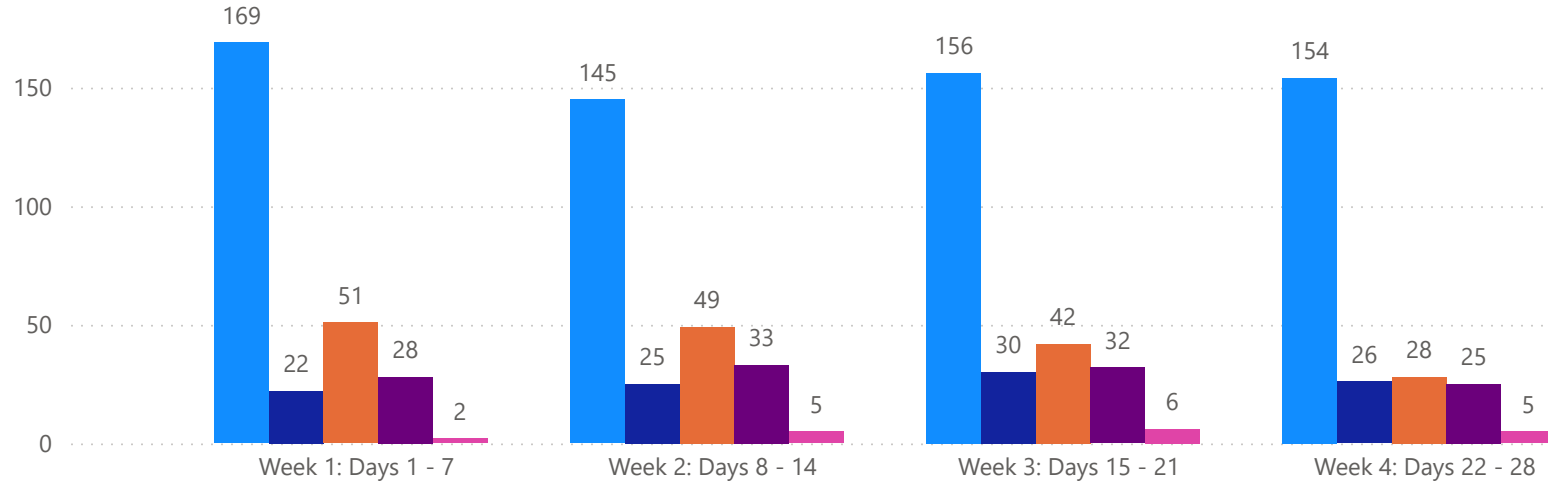


4 WEEK REAL ESTATE MARKET REPORT

SARASOTA COUNTY - CONDO

1/29/2025

MLSStatus ● Active ● Canceled ● Pending ● Sold ● Temporarily Off-Market



TOTALS

MLS Status	4 Week Total
Active	624
Canceled	103
Pending	170
Sold	118
Temporarily Off-Market	18

DAILY MARKET CHANGE

Category	Sum of Sarasota
Back on the Market	1
New Listings	4
Price Decrease	6
Price Increase	0

*Back on Market can be from these sources - Pending, Temp Off Market, Canceled and Expired Listing)

7 DAY SOLD COMPARISON

Closed Prior Year	Volume	Count	Closed Prior Year	Volume	Count
Wednesday, January 29, 2025	\$652,000	4	Monday, January 29, 2024	\$8,172,000	7
Tuesday, January 28, 2025	\$3,646,400	8	Friday, January 26, 2024	\$6,834,500	8
Monday, January 27, 2025	\$2,439,500	3	Thursday, January 25, 2024	\$800,000	3
Friday, January 24, 2025	\$6,212,998	9	Wednesday, January 24, 2024	\$3,502,000	8
Thursday, January 23, 2025	\$2,643,500	4	Tuesday, January 23, 2024	\$4,592,500	6
Total	\$15,594,398	28	Total	\$23,901,000	32

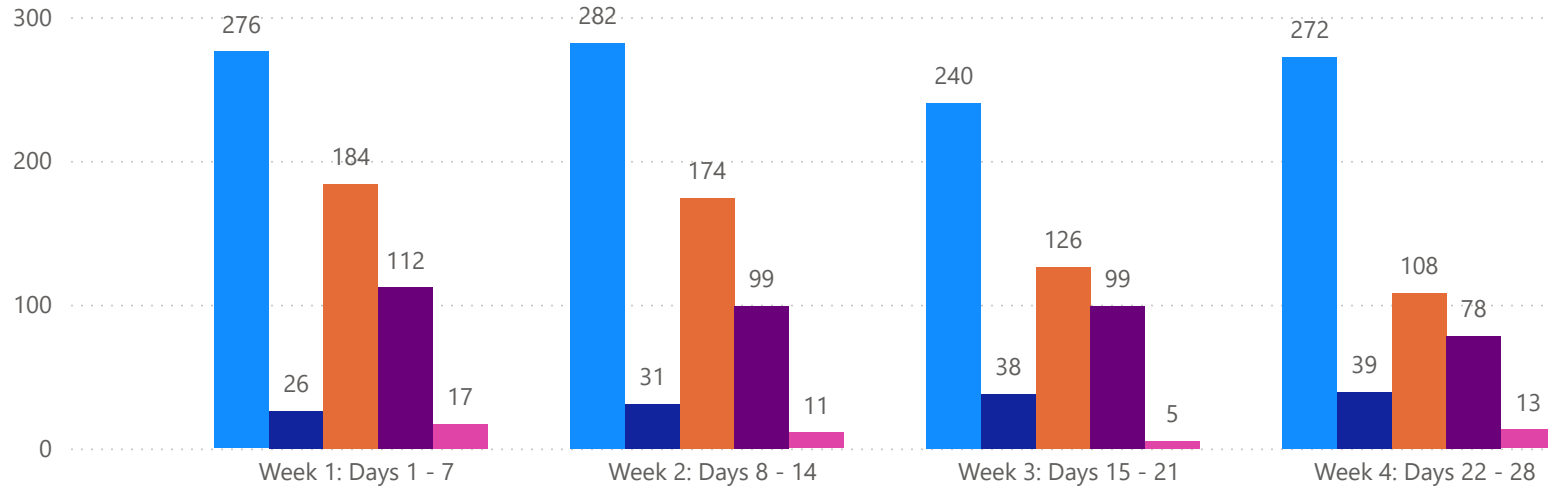


4 WEEK REAL ESTATE MARKET REPORT

MANATEE COUNTY - SINGLE FAMILY HOME

1/29/2025

MLS Status ● Active ● Canceled ● Pending ● Sold ● Temporarily Off-Market



TOTALS

MLS Status	4 Week Total
Active	1070
Canceled	134
Pending	592
Sold	388
Temporarily Off-Market	46

DAILY MARKET CHANGE

Category	Sum of Manatee
Back on the Market	3
New Listings	8
Price Decrease	17
Price Increase	4

*Back on Market can be from these sources - Pending, Temp Off Market, Canceled and Expired Listing)

7 DAY SOLD COMPARISON

Closed Prior Year	Volume	Count	Closed Prior Year	Volume	Count
Wednesday, January 29, 2025	\$18,315,726	16	Monday, January 29, 2024	\$15,587,098	27
Tuesday, January 28, 2025	\$16,337,237	24	Friday, January 26, 2024	\$22,515,249	28
Monday, January 27, 2025	\$9,656,320	14	Thursday, January 25, 2024	\$10,373,338	16
Sunday, January 26, 2025	\$464,520	1	Wednesday, January 24, 2024	\$19,361,848	25
Saturday, January 25, 2025	\$516,410	1	Tuesday, January 23, 2024	\$8,018,100	15
Friday, January 24, 2025	\$19,729,678	35	Total	\$75,855,633	111
Thursday, January 23, 2025	\$9,541,295	21			
Total	\$74,561,186	112			

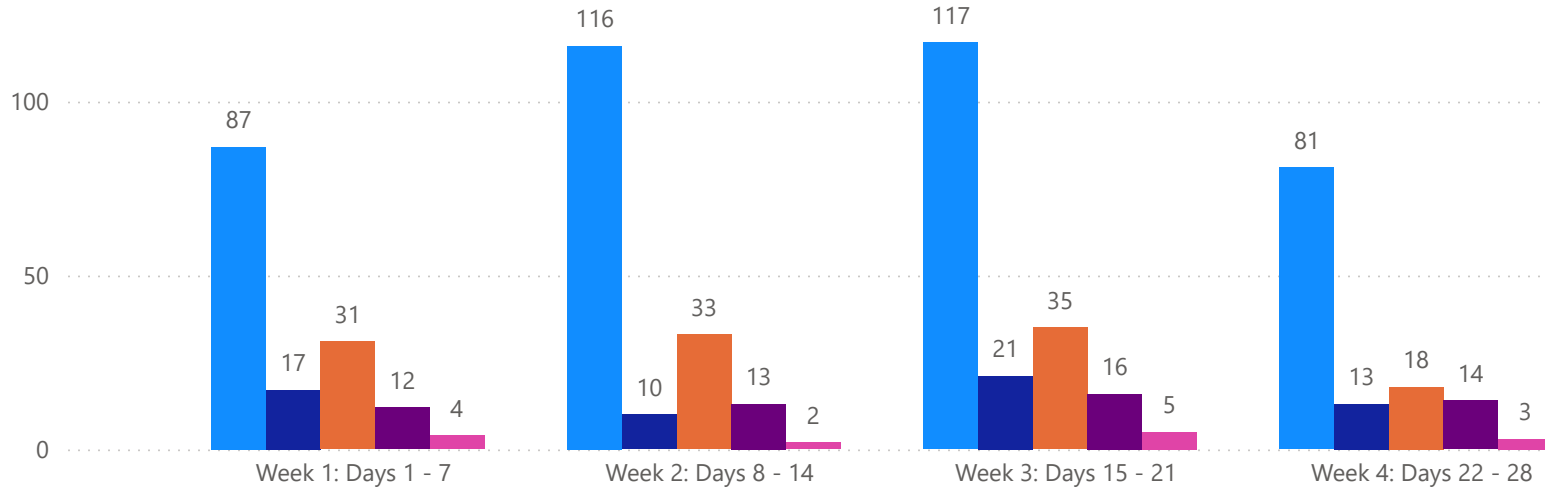


4 WEEK REAL ESTATE MARKET REPORT

MANATEE COUNTY - CONDO

1/29/2025

MLS Status ● Active ● Canceled ● Pending ● Sold ● Temporarily Off-Market



TOTALS

MLS Status	4 Week Total
Active	401
Canceled	61
Pending	117
Sold	55
Temporarily Off-Market	14

DAILY MARKET CHANGE

Category	Sum of Manatee	
Back on the Market	3	*Back on Market can be from these sources - Pending, Temp Off Market, Canceled and Expired Listing)
New Listings	4	
Price Decrease	8	
Price Increase	0	

7 DAY SOLD COMPARISON

Closed Prior Year	Volume	Count	Closed Prior Year	Volume	Count
Wednesday, January 29, 2025	\$2,410,000	2	Monday, January 29, 2024	\$650,000	1
Tuesday, January 28, 2025	\$407,500	2	Friday, January 26, 2024	\$3,654,900	11
Monday, January 27, 2025	\$634,500	2	Thursday, January 25, 2024	\$1,078,935	2
Friday, January 24, 2025	\$1,749,900	4	Wednesday, January 24, 2024	\$2,976,865	5
Thursday, January 23, 2025	\$983,100	2	Tuesday, January 23, 2024	\$714,000	3
Total	\$6,185,000	12	Total	\$9,074,700	22

