



4 WEEK REAL ESTATE MARKET REPORT

Wednesday, December 25, 2024

As of: Thursday, December 26, 2024

- 1 Report Breakdown
- 2 Cumulative Tampa Bay Report - Single Family Home
- 3 Cumulative Tampa Bay Report - Condominium
- 4 Pinellas County - Single Family Home
- 5 Pinellas County - Condominium
- 6 Pasco County - Single Family Home
- 7 Pasco County - Condominium
- 8 Hillsborough County - Single Family Home
- 9 Hillsborough County - Condominium
- 10 Sarasota County - Single Family Home
- 11 Sarasota County - Condominium
- 12 Manatee County - Single Family Home
- 13 Manatee County - Condominium

4 WEEK REAL ESTATE MARKET REPORT

REPORT BREAKDOWN

Wednesday, December 25, 2024

as of: 12/26/2024



| | |
|--------|------------------------------|
| Day 1 | Wednesday, December 25, 2024 |
| Day 2 | Tuesday, December 24, 2024 |
| Day 3 | Monday, December 23, 2024 |
| Day 4 | Sunday, December 22, 2024 |
| ##### | Saturday, December 21, 2024 |
| Day 6 | Friday, December 20, 2024 |
| Day 7 | Thursday, December 19, 2024 |
| Day 8 | Wednesday, December 18, 2024 |
| Day 9 | Tuesday, December 17, 2024 |
| Day 10 | Monday, December 16, 2024 |
| Day 11 | Sunday, December 15, 2024 |
| Day 12 | Saturday, December 14, 2024 |
| Day 13 | Friday, December 13, 2024 |
| Day 14 | Thursday, December 12, 2024 |
| Day 15 | Wednesday, December 11, 2024 |
| Day 16 | Tuesday, December 10, 2024 |
| Day 17 | Monday, December 9, 2024 |
| Day 18 | Sunday, December 8, 2024 |
| Day 19 | Saturday, December 7, 2024 |
| Day 20 | Friday, December 6, 2024 |
| Day 21 | Thursday, December 5, 2024 |
| Day 22 | Wednesday, December 4, 2024 |
| Day 23 | Tuesday, December 3, 2024 |
| Day 24 | Monday, December 2, 2024 |
| Day 25 | Sunday, December 1, 2024 |
| Day 26 | Saturday, November 30, 2024 |
| Day 27 | Friday, November 29, 2024 |
| Day 28 | Thursday, November 28, 2024 |

REPORT BREAKDOWN

GRAPH:

Active - Newly listed during the date range
 Pending - Status changed to 'pending' during the date range
 Sold - Closed during the date range
 Canceled - Canceled during the date range
 Temp off Market - Status changed to 'temp' off market' during the date range

The date ranges are not cumulative.
 Day 1: Wednesday, December 25, 2024
 Day 28: Thursday, November 28, 2024

TOTALS:

4 Weeks: The summation of each date range (Day 1 - Day 28)

Market Changes

Day 1's New Listings, Price Increase, Price Decreases and Back on Market

Manatee County - Single Family Home

7 Day Sold Comparison

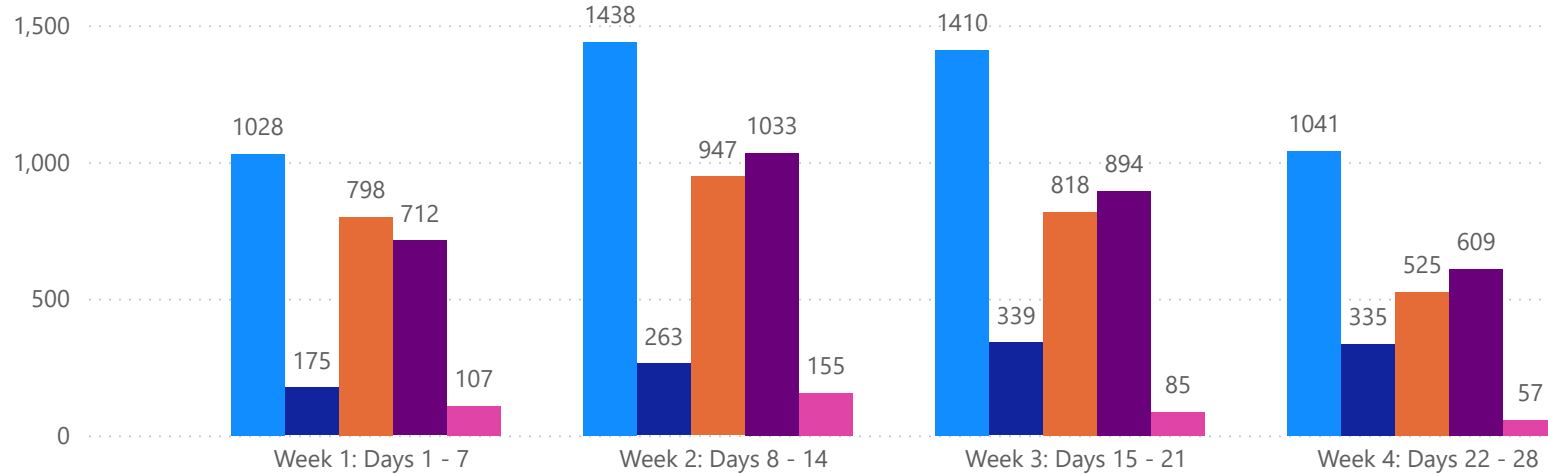
Compares the sold amount and volume in the last 7 days against the same timeframe in the prior year and days 8 - days 14.

4 WEEK REAL ESTATE MARKET REPORT

TAMPA BAY - SINGLE FAMILY HOME

12/25/2024

MLS Status ● Active ● Canceled ● Pending ● Sold ● Temporarily Off-Market



TOTALS

| MLS Status | 4 Week Total |
|------------------------|--------------|
| Active | 4917 |
| Canceled | 1112 |
| Pending | 3088 |
| Sold | 3248 |
| Temporarily Off-Market | 404 |

DAILY MARKET CHANGE

| Category | Sum of Total | |
|--------------------|--------------|--|
| Back on the Market | 8 | *Back on Market can be from these sources - Pending, Temp Off Market, Cancelled and Expired Listing) |
| New Listings | 35 | |
| Price Decrease | 19 | |
| Price Increase | 3 | |

7 DAY SOLD COMPARISON

| Closed Prior Year | Volume | Count | Closed Prior Year | Volume | Count |
|-----------------------------|----------------------|------------|------------------------------|----------------------|------------|
| Tuesday, December 24, 2024 | \$8,000,550 | 18 | Monday, December 25, 2023 | \$26,000,803 | 35 |
| Monday, December 23, 2024 | \$75,238,856 | 144 | Sunday, December 24, 2023 | \$8,095,414 | 17 |
| Sunday, December 22, 2024 | \$1,342,900 | 3 | Saturday, December 23, 2023 | \$3,272,517 | 6 |
| Saturday, December 21, 2024 | \$3,526,858 | 8 | Friday, December 22, 2023 | \$133,531,931 | 237 |
| Friday, December 20, 2024 | \$209,707,132 | 334 | Thursday, December 21, 2023 | \$124,381,258 | 193 |
| Thursday, December 19, 2024 | \$124,082,020 | 205 | Wednesday, December 20, 2023 | \$91,429,500 | 156 |
| Total | \$421,898,316 | 712 | Tuesday, December 19, 2023 | \$81,229,530 | 153 |
| | | | Total | \$467,940,953 | 797 |

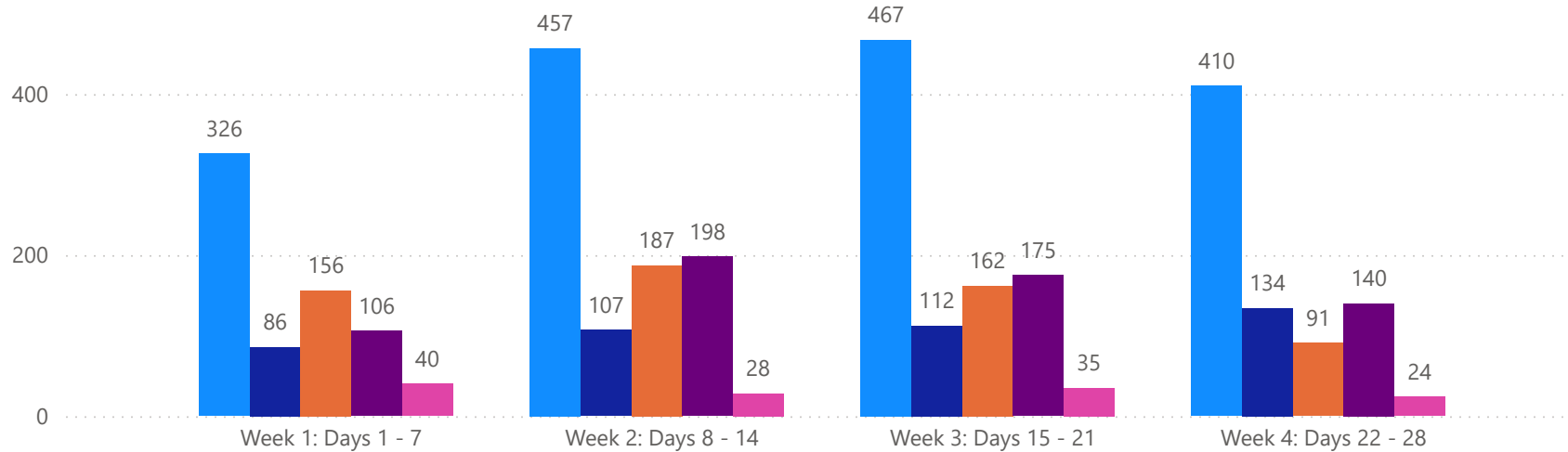


4 WEEK REAL ESTATE MARKET REPORT

TAMPA BAY - CONDO

12/25/2024

MLS Status ● Active ● Canceled ● Pending ● Sold ● Temporarily Off-Market



TOTALS

| MLS Status | 4 Week Total |
|------------------------|--------------|
| Active | 1660 |
| Canceled | 439 |
| Pending | 596 |
| Sold | 619 |
| Temporarily Off-Market | 127 |

DAILY MARKET CHANGE

| Category | Sum of Total | |
|--------------------|--------------|--|
| Back on the Market | 1 | *Back on Market can be from these sources - Pending, Temp Off Market, Cancelled and Expired Listing) |
| New Listings | 9 | |
| Price Decrease | 7 | |
| Price Increase | 0 | |

7 DAY SOLD COMPARISON

| Closed Prior Year | Volume | Count | Closed Prior Year | Volume | Count |
|------------------------------|---------------------|------------|------------------------------|---------------------|------------|
| Wednesday, December 25, 2024 | \$110,000 | 1 | Monday, December 25, 2023 | \$7,000,000 | 1 |
| Tuesday, December 24, 2024 | \$2,280,000 | 4 | Sunday, December 24, 2023 | \$2,710,000 | 3 |
| Monday, December 23, 2024 | \$18,946,000 | 32 | Saturday, December 23, 2023 | \$450,000 | 2 |
| Friday, December 20, 2024 | \$23,879,191 | 47 | Friday, December 22, 2023 | \$17,893,730 | 34 |
| Thursday, December 19, 2024 | \$13,908,870 | 22 | Thursday, December 21, 2023 | \$17,271,899 | 38 |
| Total | \$59,124,061 | 106 | Wednesday, December 20, 2023 | \$20,084,748 | 29 |
| | | | Tuesday, December 19, 2023 | \$20,630,946 | 35 |
| | | | Total | \$86,041,323 | 142 |

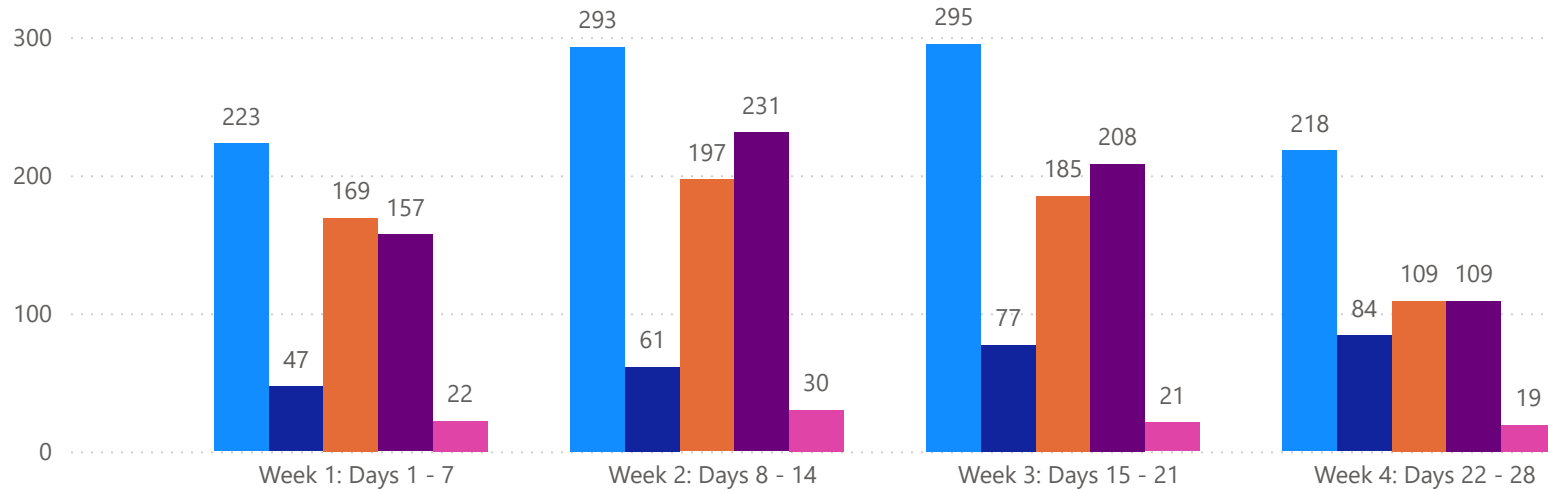


4 WEEK REAL ESTATE MARKET REPORT

PINELLAS COUNTY - SINGLE FAMILY HOME

12/25/2024

MLSStatus ● Active ● Canceled ● Pending ● Sold ● Temporarily Off-Market



TOTALS

| MLS Status | 4 Week Total |
|------------------------|--------------|
| Active | 1029 |
| Canceled | 269 |
| Pending | 660 |
| Sold | 705 |
| Temporarily Off-Market | 92 |

DAILY MARKET CHANGE

| Category | Sum of Pinellas |
|--------------------|-----------------|
| Back on the Market | 2 |
| New Listings | 1 |
| Price Decrease | 6 |
| Price Increase | 0 |

*Back on Market can be from these sources - Pending, Temp Off Market, Cancelled and Expired Listing)

7 DAY SOLD COMPARISON

| Closed Prior Year | Volume | Count | Closed Prior Year | Volume | Count |
|-----------------------------|---------------------|------------|------------------------------|---------------------|------------|
| Tuesday, December 24, 2024 | \$2,264,400 | 3 | Monday, December 25, 2023 | \$3,559,995 | 3 |
| Monday, December 23, 2024 | \$16,796,813 | 29 | Sunday, December 24, 2023 | \$755,000 | 2 |
| Friday, December 20, 2024 | \$48,759,300 | 86 | Saturday, December 23, 2023 | \$175,000 | 1 |
| Thursday, December 19, 2024 | \$24,500,400 | 39 | Friday, December 22, 2023 | \$27,016,930 | 47 |
| Total | \$92,320,913 | 157 | Thursday, December 21, 2023 | \$19,445,699 | 22 |
| | | | Wednesday, December 20, 2023 | \$22,883,007 | 38 |
| | | | Tuesday, December 19, 2023 | \$17,680,788 | 32 |
| | | | Total | \$91,516,419 | 145 |

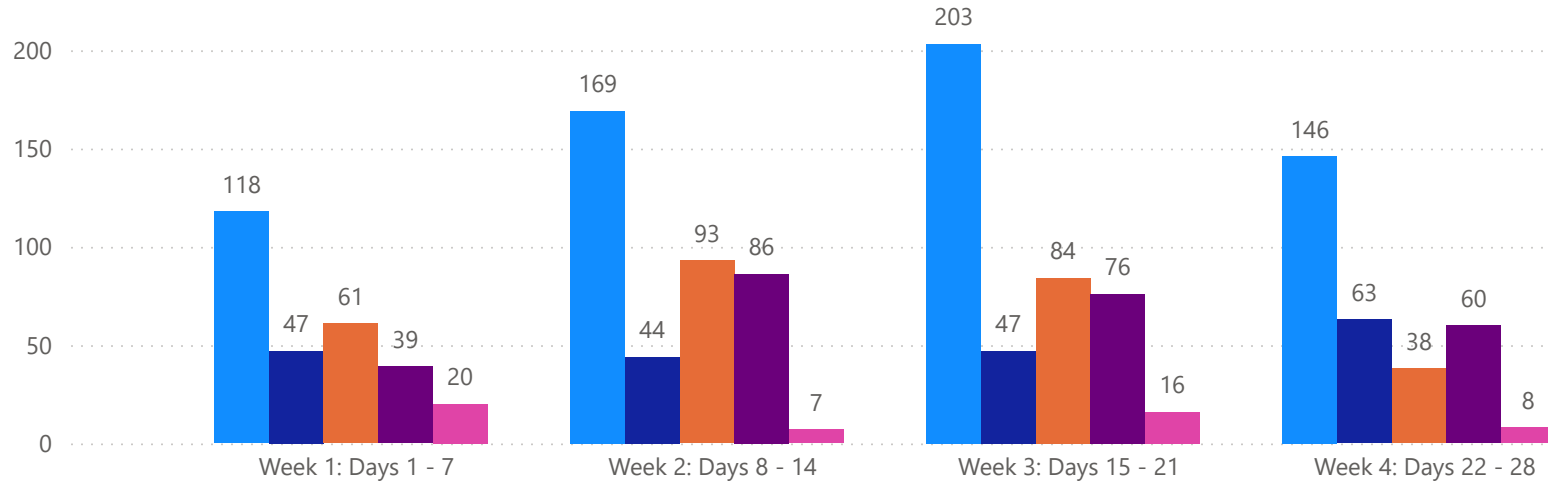


4 WEEK REAL ESTATE MARKET REPORT

PINELLAS COUNTY - CONDO

12/25/2024

MLSStatus ● Active ● Canceled ● Pending ● Sold ● Temporarily Off-Market



TOTALS

| MLS Status | 4 Week Total |
|------------------------|--------------|
| Active | 636 |
| Canceled | 201 |
| Pending | 276 |
| Sold | 261 |
| Temporarily Off-Market | 51 |

DAILY MARKET CHANGE

| Category | Sum of Pinellas |
|--------------------|-----------------|
| Back on the Market | 0 |
| New Listings | 6 |
| Price Decrease | 2 |
| Price Increase | 0 |

*Back on Market can be from these sources - Pending, Temp Off Market, Cancelled and Expired Listing)

7 DAY SOLD COMPARISON

| Closed Prior Year | Volume | Count | Closed Prior Year | Volume | Count |
|-----------------------------|---------------------|-----------|------------------------------|---------------------|-----------|
| Tuesday, December 24, 2024 | \$1,930,000 | 2 | Sunday, December 24, 2023 | \$390,000 | 1 |
| Monday, December 23, 2024 | \$8,396,500 | 16 | Friday, December 22, 2023 | \$5,669,000 | 13 |
| Friday, December 20, 2024 | \$2,548,000 | 12 | Thursday, December 21, 2023 | \$4,617,999 | 13 |
| Thursday, December 19, 2024 | \$4,304,770 | 9 | Wednesday, December 20, 2023 | \$12,164,527 | 13 |
| Total | \$17,179,270 | 39 | Tuesday, December 19, 2023 | \$3,566,500 | 12 |
| | | | Total | \$26,408,026 | 52 |

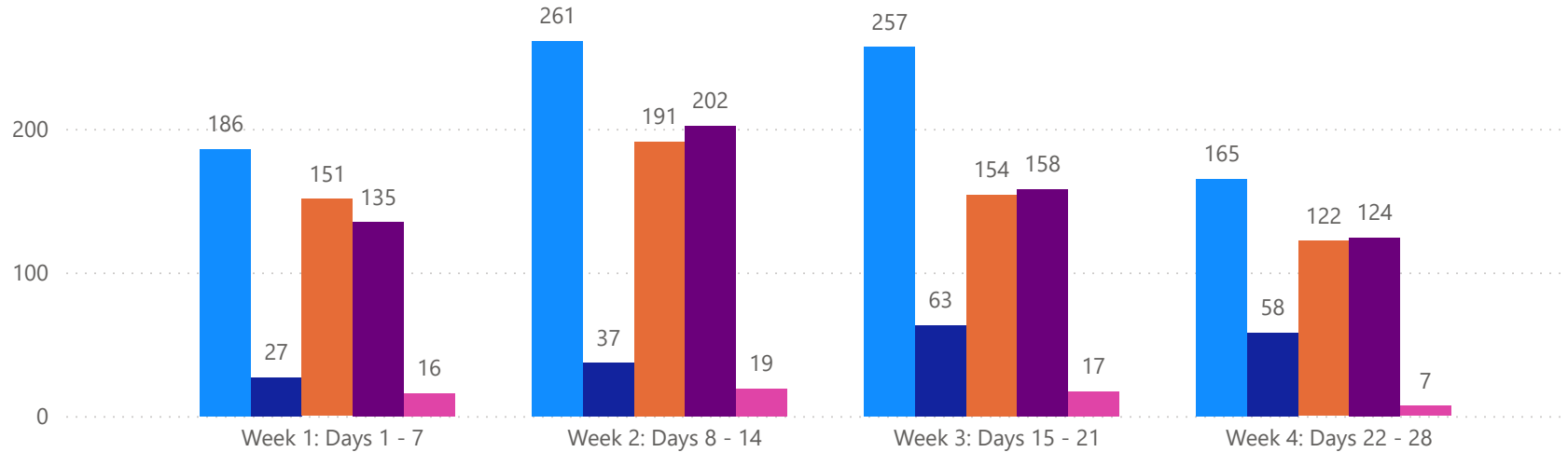


4 WEEK REAL ESTATE MARKET REPORT

PASCO COUNTY - SINGLE FAMILY HOME

12/25/2024

MLS Status ● Active ● Canceled ● Pending ● Sold ● Temporarily Off-Market



TOTALS

| MLS Status | 4 Week Total |
|------------------------|--------------|
| Active | 869 |
| Canceled | 185 |
| Pending | 618 |
| Sold | 619 |
| Temporarily Off-Market | 59 |

DAILY MARKET CHANGE

| Category | Sum of Pasco |
|--------------------|--------------|
| Back on the Market | 1 |
| New Listings | 11 |
| Price Decrease | 2 |
| Price Increase | 0 |

*Back on Market can be from these sources - Pending, Temp Off Market, Cancelled and Expired Listing)

7 DAY SOLD COMPARISON

| Closed Prior Year | Volume | Count | Closed Prior Year | Volume | Count |
|-----------------------------|---------------------|------------|------------------------------|---------------------|------------|
| Tuesday, December 24, 2024 | \$1,999,000 | 6 | Monday, December 25, 2023 | \$3,228,596 | 5 |
| Monday, December 23, 2024 | \$6,933,649 | 18 | Sunday, December 24, 2023 | \$2,164,154 | 5 |
| Saturday, December 21, 2024 | \$586,288 | 2 | Friday, December 22, 2023 | \$29,265,766 | 66 |
| Friday, December 20, 2024 | \$29,811,137 | 66 | Thursday, December 21, 2023 | \$17,484,125 | 38 |
| Thursday, December 19, 2024 | \$19,881,706 | 43 | Wednesday, December 20, 2023 | \$12,934,933 | 29 |
| Total | \$59,211,780 | 135 | Tuesday, December 19, 2023 | \$12,936,280 | 28 |
| | | | Total | \$78,013,854 | 171 |

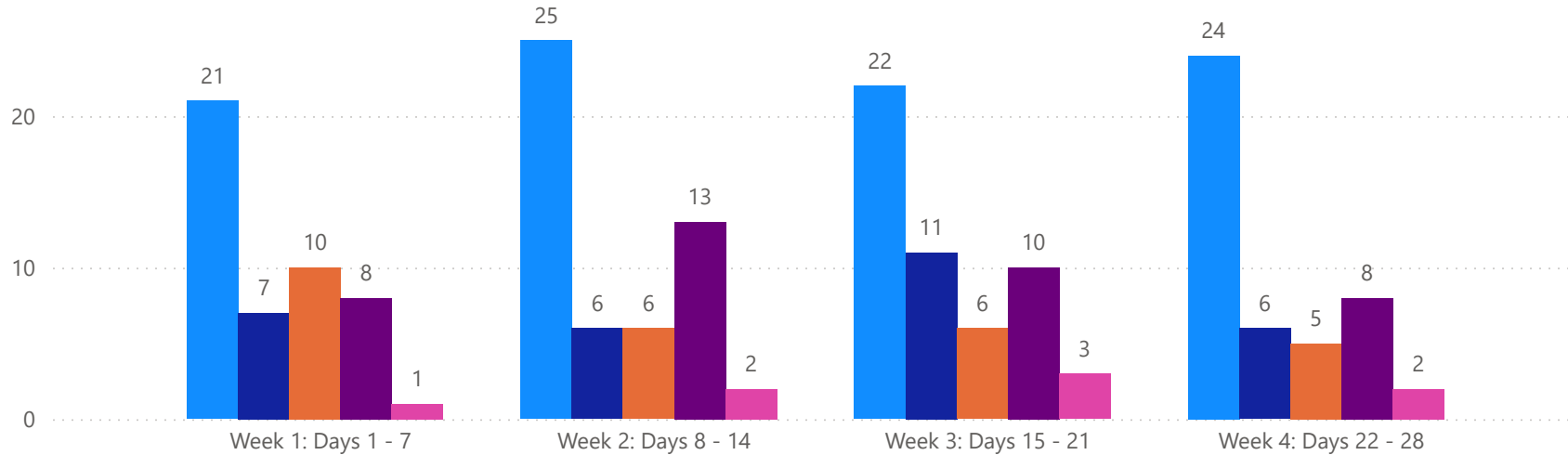


4 WEEK REAL ESTATE MARKET REPORT

PASCO COUNTY - CONDO

12/25/2024

MLS Status ● Active ● Canceled ● Pending ● Sold ● Temporarily Off-Market



TOTALS

| MLS Status | 4 Week Total |
|------------------------|--------------|
| Active | 92 |
| Canceled | 30 |
| Pending | 27 |
| Sold | 39 |
| Temporarily Off-Market | 8 |

DAILY MARKET CHANGE

| Category | Sum of Pasco |
|--------------------|--------------|
| Back on the Market | 0 |
| New Listings | 1 |
| Price Decrease | 0 |
| Price Increase | 0 |

*Back on Market can be from these sources - Pending, Temp Off Market, Canceled and Expired Listing)

7 DAY SOLD COMPARISON

| Closed Prior Year | Volume | Count | Closed Prior Year | Volume | Count |
|-----------------------------|--------------------|----------|------------------------------|--------------------|-----------|
| Tuesday, December 24, 2024 | \$120,000 | 1 | Saturday, December 23, 2023 | \$145,000 | 1 |
| Monday, December 23, 2024 | \$612,500 | 3 | Friday, December 22, 2023 | \$762,000 | 4 |
| Friday, December 20, 2024 | \$427,000 | 3 | Thursday, December 21, 2023 | \$85,000 | 1 |
| Thursday, December 19, 2024 | \$119,000 | 1 | Wednesday, December 20, 2023 | \$644,900 | 3 |
| Total | \$1,278,500 | 8 | Tuesday, December 19, 2023 | \$290,000 | 2 |
| | | | Total | \$1,926,900 | 11 |

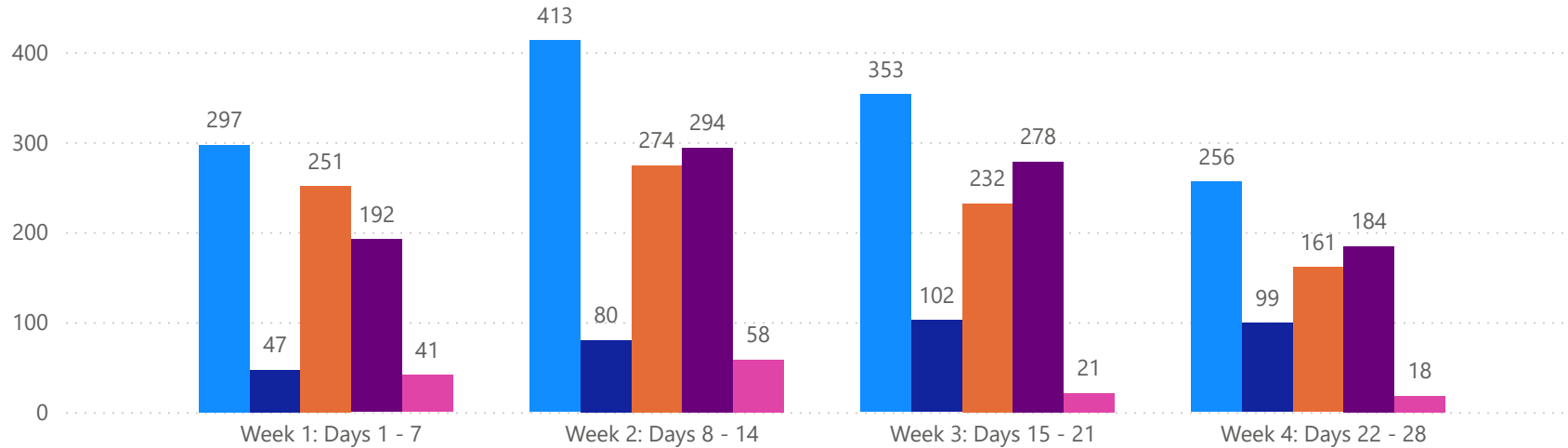


4 WEEK REAL ESTATE MARKET REPORT

HILLSBOROUGH COUNTY - SINGLE FAMILY HOME

12/25/2024

MLS Status ● Active ● Canceled ● Pending ● Sold ● Temporarily Off-Market



TOTALS

| MLS Status | 4 Week Total |
|------------------------|--------------|
| Active | 1319 |
| Canceled | 328 |
| Pending | 918 |
| Sold | 948 |
| Temporarily Off-Market | 138 |

DAILY MARKET CHANGE

| Category | Sum of Hillsborough | *Back on Market can be from these sources - Pending, Temp Off Market, Cancelled and Expired Listing) |
|--------------------|---------------------|--|
| Back on the Market | 1 | |
| New Listings | 4 | |
| Price Decrease | 3 | |
| Price Increase | 1 | |

7 DAY SOLD COMPARISON

| Closed Prior Year | Volume | Count | Closed Prior Year | Volume | Count |
|-----------------------------|----------------------|------------|------------------------------|----------------------|------------|
| Tuesday, December 24, 2024 | \$1,034,800 | 3 | Monday, December 25, 2023 | \$15,012,123 | 20 |
| Monday, December 23, 2024 | \$20,983,870 | 47 | Sunday, December 24, 2023 | \$3,491,260 | 7 |
| Sunday, December 22, 2024 | \$1,100,000 | 2 | Saturday, December 23, 2023 | \$2,667,517 | 4 |
| Saturday, December 21, 2024 | \$1,343,980 | 2 | Friday, December 22, 2023 | \$46,220,311 | 71 |
| Friday, December 20, 2024 | \$52,603,805 | 80 | Thursday, December 21, 2023 | \$40,413,099 | 53 |
| Thursday, December 19, 2024 | \$32,489,346 | 58 | Wednesday, December 20, 2023 | \$25,710,233 | 42 |
| Total | \$109,555,801 | 192 | Tuesday, December 19, 2023 | \$18,824,717 | 41 |
| | | | Total | \$152,339,260 | 238 |

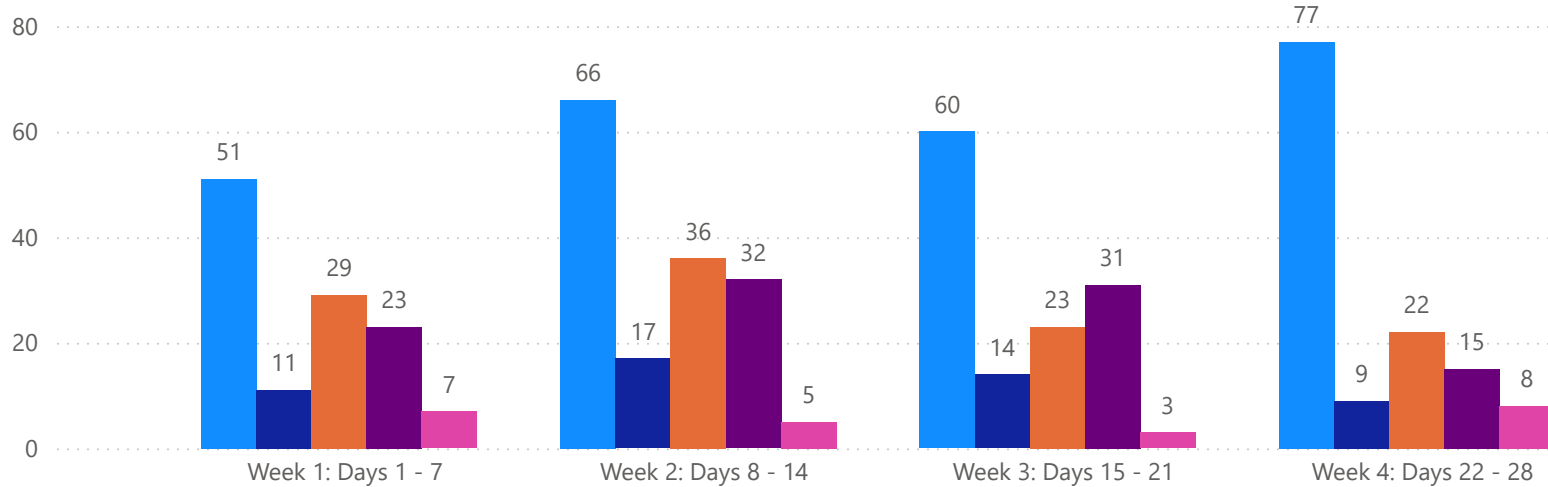


4 WEEK REAL ESTATE MARKET REPORT

HILLSBOROUGH COUNTY - CONDO

12/25/2024

MLS Status ● Active ● Canceled ● Pending ● Sold ● Temporarily Off-Market



TOTALS

| MLS Status | 4 Week Total |
|------------------------|--------------|
| Active | 254 |
| Canceled | 51 |
| Pending | 110 |
| Sold | 101 |
| Temporarily Off-Market | 23 |

DAILY MARKET CHANGE

| Category | Sum of Hillsborough | *Back on Market can be from these sources - Pending, Temp Off Market, Canceled and Expired Listing) |
|--------------------|---------------------|---|
| Back on the Market | 0 | |
| New Listings | 1 | |
| Price Decrease | 1 | |
| Price Increase | 0 | |

7 DAY SOLD COMPARISON

| Closed Prior Year | Volume | Count | Closed Prior Year | Volume | Count |
|------------------------------|---------------------|-----------|------------------------------|--------------------|-----------|
| Wednesday, December 25, 2024 | \$110,000 | 1 | Sunday, December 24, 2023 | \$420,000 | 1 |
| Monday, December 23, 2024 | \$1,374,000 | 5 | Friday, December 22, 2023 | \$2,185,000 | 7 |
| Friday, December 20, 2024 | \$15,719,000 | 14 | Thursday, December 21, 2023 | \$4,943,400 | 9 |
| Thursday, December 19, 2024 | \$563,000 | 3 | Wednesday, December 20, 2023 | \$1,147,300 | 4 |
| Total | \$17,766,000 | 23 | Tuesday, December 19, 2023 | \$266,000 | 2 |
| | | | Total | \$8,961,700 | 23 |

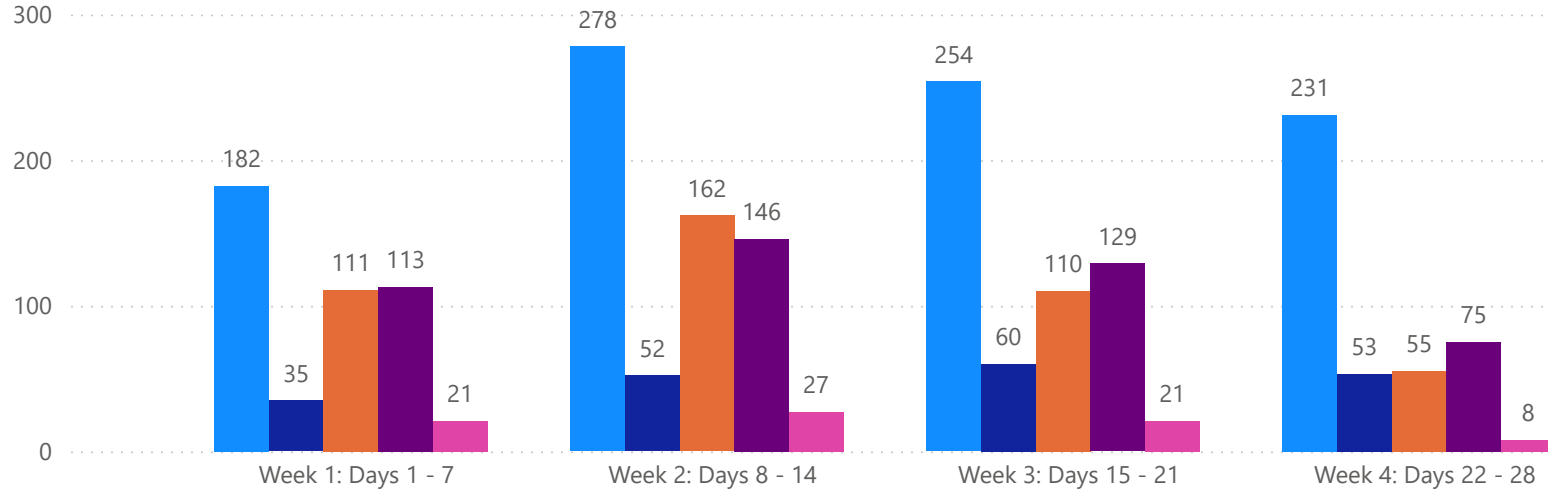


4 WEEK REAL ESTATE MARKET REPORT

SARASOTA COUNTY - SINGLE FAMILY HOME

12/25/2024

MLS Status ● Active ● Canceled ● Pending ● Sold ● Temporarily Off-Market



TOTALS

| MLS Status | 4 Week Total |
|------------------------|--------------|
| Active | 945 |
| Canceled | 200 |
| Pending | 438 |
| Sold | 463 |
| Temporarily Off-Market | 77 |

DAILY MARKET CHANGE

| Category | Sum of Sarasota |
|--------------------|-----------------|
| Back on the Market | 2 |
| New Listings | 12 |
| Price Decrease | 4 |
| Price Increase | 0 |

*Back on Market can be from these sources - Pending, Temp Off Market, Canceled and Expired Listing)

7 DAY SOLD COMPARISON

| Closed Prior Year | Volume | Count | Closed Prior Year | Volume | Count |
|-----------------------------|---------------------|------------|------------------------------|---------------------|-----------|
| Tuesday, December 24, 2024 | \$2,388,350 | 5 | Sunday, December 24, 2023 | \$390,000 | 1 |
| Monday, December 23, 2024 | \$13,702,980 | 22 | Friday, December 22, 2023 | \$14,529,227 | 22 |
| Saturday, December 21, 2024 | \$1,273,590 | 3 | Thursday, December 21, 2023 | \$19,651,422 | 31 |
| Friday, December 20, 2024 | \$52,621,256 | 55 | Wednesday, December 20, 2023 | \$11,921,122 | 19 |
| Thursday, December 19, 2024 | \$16,848,212 | 28 | Tuesday, December 19, 2023 | \$10,727,676 | 19 |
| Total | \$86,834,388 | 113 | Total | \$57,219,447 | 92 |

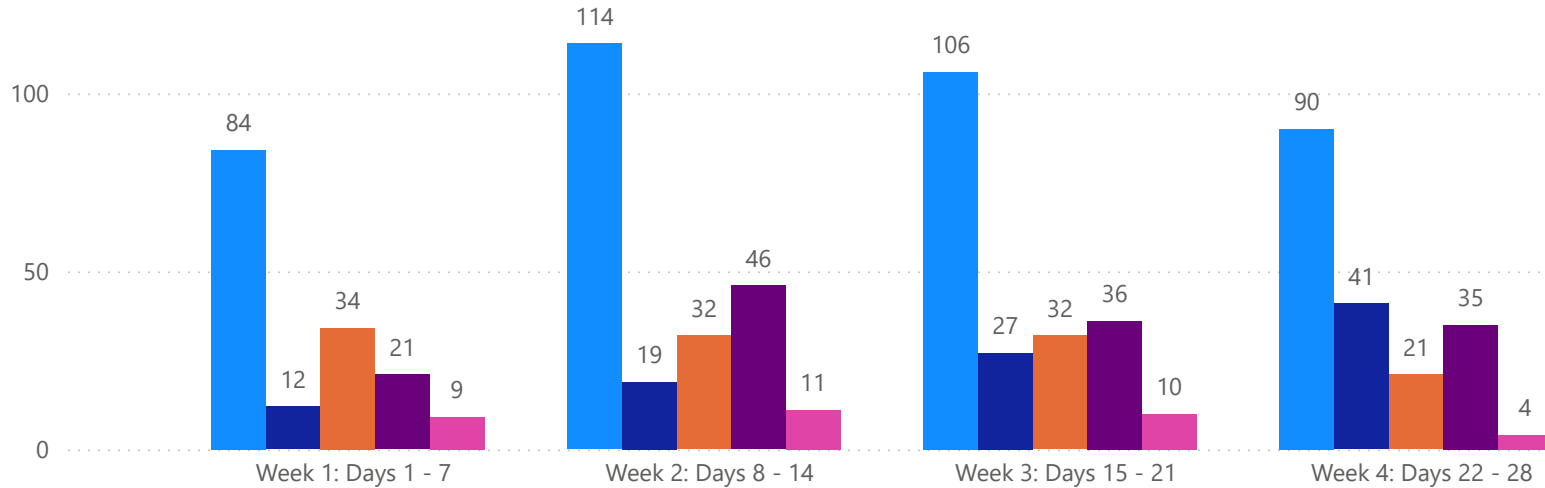


4 WEEK REAL ESTATE MARKET REPORT

SARASOTA COUNTY - CONDO

12/25/2024

MLS Status ● Active ● Canceled ● Pending ● Sold ● Temporarily Off-Market



TOTALS

| MLS Status | 4 Week Total |
|------------------------|--------------|
| Active | 394 |
| Canceled | 99 |
| Pending | 119 |
| Sold | 138 |
| Temporarily Off-Market | 34 |

DAILY MARKET CHANGE

| Category | Sum of Sarasota | |
|--------------------|-----------------|--|
| Back on the Market | 1 | *Back on Market can be from these sources - Pending, Temp Off Market, Cancelled and Expired Listing) |
| New Listings | 1 | |
| Price Decrease | 3 | |
| Price Increase | 0 | |

7 DAY SOLD COMPARISON

| Closed Prior Year | Volume | Count | Closed Prior Year | Volume | Count |
|-----------------------------|---------------------|-----------|------------------------------|---------------------|-----------|
| Monday, December 23, 2024 | \$7,638,000 | 6 | Monday, December 25, 2023 | \$7,000,000 | 1 |
| Friday, December 20, 2024 | \$2,601,400 | 9 | Sunday, December 24, 2023 | \$1,900,000 | 1 |
| Thursday, December 19, 2024 | \$7,452,100 | 6 | Saturday, December 23, 2023 | \$305,000 | 1 |
| Total | \$17,691,500 | 21 | Friday, December 22, 2023 | \$7,910,730 | 7 |
| | | | Thursday, December 21, 2023 | \$6,351,600 | 10 |
| | | | Wednesday, December 20, 2023 | \$4,735,521 | 7 |
| | | | Tuesday, December 19, 2023 | \$13,805,446 | 12 |
| | | | Total | \$42,008,297 | 39 |

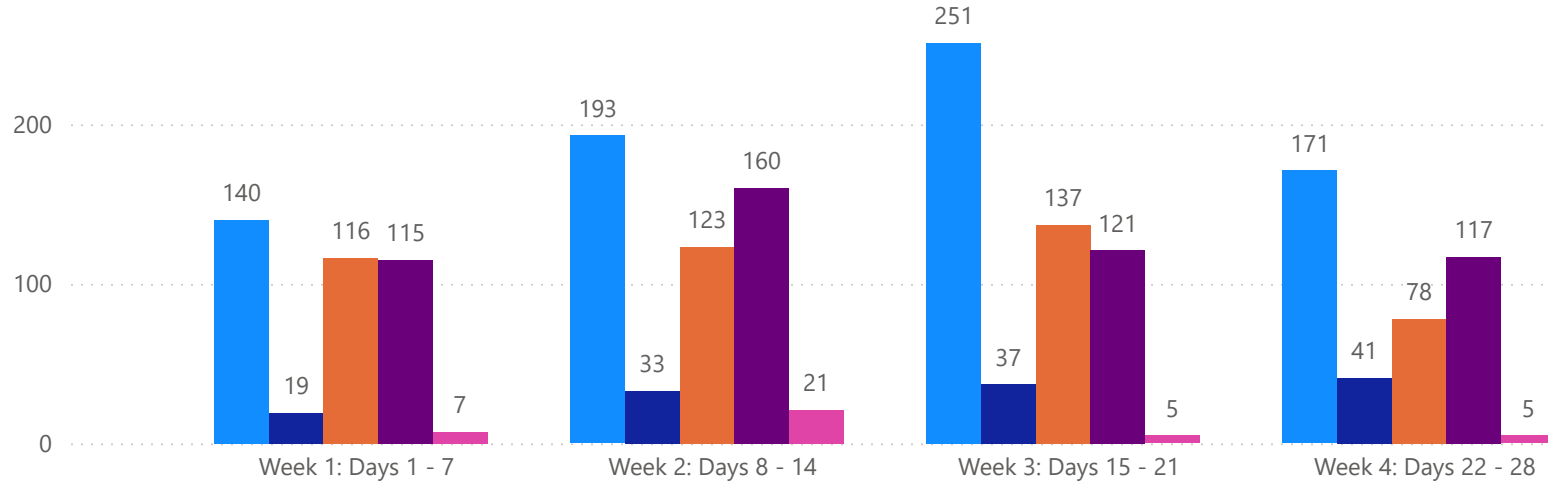


4 WEEK REAL ESTATE MARKET REPORT

MANATEE COUNTY - SINGLE FAMILY HOME

12/25/2024

MLS Status ● Active ● Canceled ● Pending ● Sold ● Temporarily Off-Market



TOTALS

| MLS Status | 4 Week Total |
|------------------------|--------------|
| Active | 755 |
| Canceled | 130 |
| Pending | 454 |
| Sold | 513 |
| Temporarily Off-Market | 38 |

DAILY MARKET CHANGE

| Category | Sum of Manatee |
|--------------------|----------------|
| Back on the Market | 2 |
| New Listings | 7 |
| Price Decrease | 4 |
| Price Increase | 2 |

*Back on Market can be from these sources - Pending, Temp Off Market, Cancelled and Expired Listing)

7 DAY SOLD COMPARISON

| Closed Prior Year | Volume | Count | Closed Prior Year | Volume | Count |
|-----------------------------|---------------------|------------|------------------------------|---------------------|------------|
| Tuesday, December 24, 2024 | \$314,000 | 1 | Monday, December 25, 2023 | \$4,200,089 | 7 |
| Monday, December 23, 2024 | \$16,821,544 | 28 | Sunday, December 24, 2023 | \$1,295,000 | 2 |
| Sunday, December 22, 2024 | \$242,900 | 1 | Saturday, December 23, 2023 | \$430,000 | 1 |
| Saturday, December 21, 2024 | \$323,000 | 1 | Friday, December 22, 2023 | \$16,499,697 | 31 |
| Friday, December 20, 2024 | \$25,911,634 | 47 | Thursday, December 21, 2023 | \$27,386,913 | 49 |
| Thursday, December 19, 2024 | \$30,362,356 | 37 | Wednesday, December 20, 2023 | \$17,980,205 | 28 |
| Total | \$73,975,434 | 115 | Tuesday, December 19, 2023 | \$21,060,069 | 33 |
| | | | Total | \$88,851,973 | 151 |

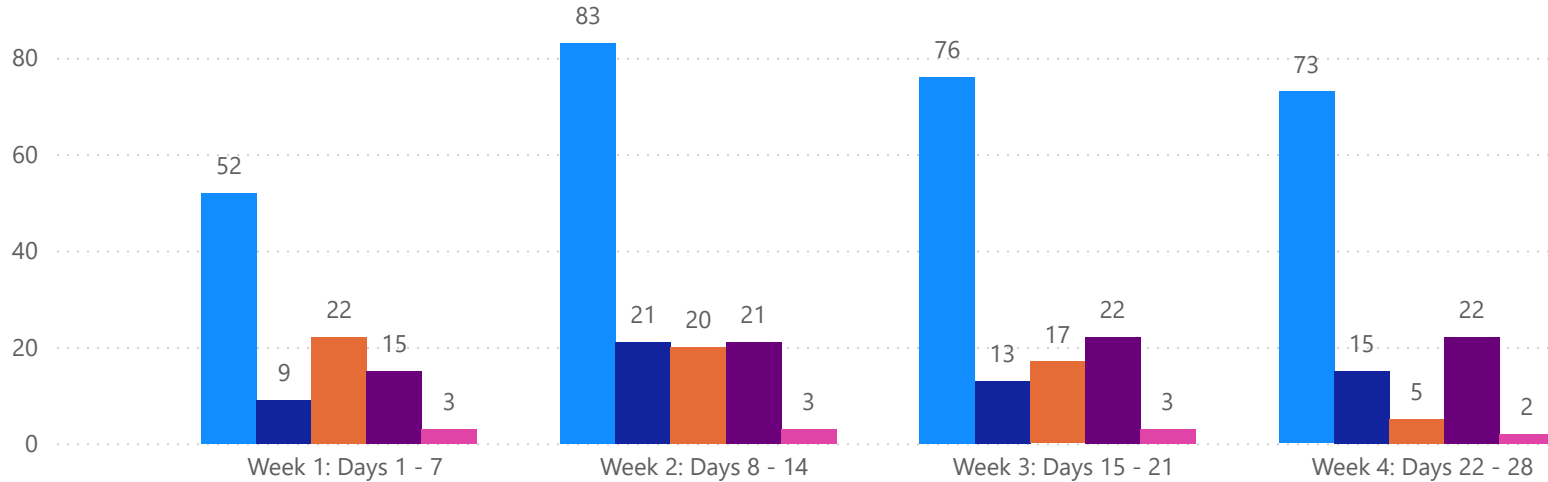


4 WEEK REAL ESTATE MARKET REPORT

MANATEE COUNTY - CONDO

12/25/2024

MLS Status ● Active ● Canceled ● Pending ● Sold ● Temporarily Off-Market



TOTALS

| MLS Status | 4 Week Total |
|------------------------|--------------|
| Active | 284 |
| Canceled | 58 |
| Pending | 64 |
| Sold | 80 |
| Temporarily Off-Market | 11 |

DAILY MARKET CHANGE

| Category | Sum of Manatee |
|--------------------|----------------|
| Back on the Market | 0 |
| New Listings | 0 |
| Price Decrease | 1 |
| Price Increase | 0 |

*Back on Market can be from these sources - Pending, Temp Off Market, Canceled and Expired Listing)

7 DAY SOLD COMPARISON

| Closed Prior Year | Volume | Count | Closed Prior Year | Volume | Count |
|-----------------------------|--------------------|-----------|------------------------------|--------------------|-----------|
| Tuesday, December 24, 2024 | \$230,000 | 1 | Friday, December 22, 2023 | \$1,367,000 | 3 |
| Monday, December 23, 2024 | \$925,000 | 2 | Thursday, December 21, 2023 | \$1,273,900 | 5 |
| Friday, December 20, 2024 | \$2,583,791 | 9 | Wednesday, December 20, 2023 | \$1,392,500 | 2 |
| Thursday, December 19, 2024 | \$1,470,000 | 3 | Tuesday, December 19, 2023 | \$2,703,000 | 7 |
| Total | \$5,208,791 | 15 | Total | \$6,736,400 | 17 |

