



# 4 WEEK REAL ESTATE MARKET REPORT

Thursday, December 26, 2024

*As of: Friday, December 27, 2024*

- 1 Report Breakdown
- 2 Cumulative Tampa Bay Report - Single Family Home
- 3 Cumulative Tampa Bay Report - Condominium
- 4 Pinellas County - Single Family Home
- 5 Pinellas County - Condominium
- 6 Pasco County - Single Family Home
- 7 Pasco County - Condominium
- 8 Hillsborough County - Single Family Home
- 9 Hillsborough County - Condominium
- 10 Sarasota County - Single Family Home
- 11 Sarasota County - Condominium
- 12 Manatee County - Single Family Home
- 13 Manatee County - Condominium

# 4 WEEK REAL ESTATE MARKET REPORT

## REPORT BREAKDOWN

Thursday, December 26, 2024

as of: 12/27/2024



Day 1	Thursday, December 26, 2024
Day 2	Wednesday, December 25, 2024
Day 3	Tuesday, December 24, 2024
Day 4	Monday, December 23, 2024
#####	Sunday, December 22, 2024
Day 6	Saturday, December 21, 2024
Day 7	Friday, December 20, 2024
Day 8	Thursday, December 19, 2024
Day 9	Wednesday, December 18, 2024
Day 10	Tuesday, December 17, 2024
Day 11	Monday, December 16, 2024
Day 12	Sunday, December 15, 2024
Day 13	Saturday, December 14, 2024
Day 14	Friday, December 13, 2024
Day 15	Thursday, December 12, 2024
Day 16	Wednesday, December 11, 2024
Day 17	Tuesday, December 10, 2024
Day 18	Monday, December 9, 2024
Day 19	Sunday, December 8, 2024
Day 20	Saturday, December 7, 2024
Day 21	Friday, December 6, 2024
Day 22	Thursday, December 5, 2024
Day 23	Wednesday, December 4, 2024
Day 24	Tuesday, December 3, 2024
Day 25	Monday, December 2, 2024
Day 26	Sunday, December 1, 2024
Day 27	Saturday, November 30, 2024
Day 28	Friday, November 29, 2024

### REPORT BREAKDOWN

#### GRAPH:

Active - Newly listed during the date range  
 Pending - Status changed to 'pending' during the date range  
 Sold - Closed during the date range  
 Canceled - Canceled during the date range  
 Temp off Market - Status changed to 'temp' off market' during the date range

The date ranges are not cumulative.  
 Day 1: Thursday, December 26, 2024  
 Day 28: Friday, November 29, 2024

#### TOTALS:

4 Weeks: The summation of each date range (Day 1 - Day 28)

#### Market Changes

Day 1's New Listings, Price Increase, Price Decreases and Back on Market  
 Manatee County - Single Family Home

#### 7 Day Sold Comparison

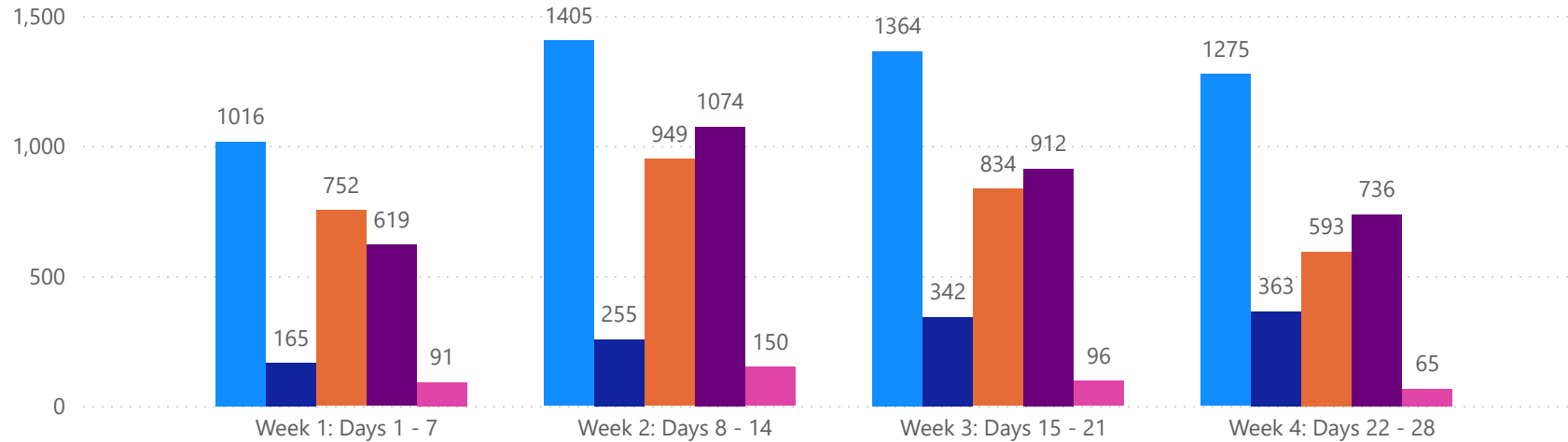
Compares the sold amount and volume in the last 7 days against the same timeframe in the prior year and days 8 - days 14.

# 4 WEEK REAL ESTATE MARKET REPORT

## TAMPA BAY - SINGLE FAMILY HOME

### 12/26/2024

**MLS Status** ● Active ● Canceled ● Pending ● Sold ● Temporarily Off-Market



### TOTALS

MLS Status	4 Week Total
Active	5060
Canceled	1125
Pending	3128
Sold	3341
Temporarily Off-Market	402

### DAILY MARKET CHANGE

Category	Sum of Total	
Back on the Market	45	*Back on Market can be from these sources - Pending, Temp Off Market, Cancelled and Expired Listing)
New Listings	181	
Price Decrease	208	
Price Increase	10	

### 7 DAY SOLD COMPARISON

Closed Prior Year	Volume	Count	Closed Prior Year	Volume	Count
Thursday, December 26, 2024	\$18,544,270	41	Tuesday, December 26, 2023	\$35,957,155	63
Wednesday, December 25, 2024	\$692,295	1	Monday, December 25, 2023	\$26,000,803	35
Tuesday, December 24, 2024	\$15,131,550	27	Sunday, December 24, 2023	\$8,095,414	17
Monday, December 23, 2024	\$109,416,316	198	Saturday, December 23, 2023	\$3,272,517	6
Sunday, December 22, 2024	\$4,796,900	8	Friday, December 22, 2023	\$133,531,931	237
Saturday, December 21, 2024	\$3,526,858	8	Thursday, December 21, 2023	\$124,381,258	193
Friday, December 20, 2024	\$212,372,314	336	Wednesday, December 20, 2023	\$91,429,500	156
<b>Total</b>	<b>\$364,480,503</b>	<b>619</b>	<b>Total</b>	<b>\$422,668,578</b>	<b>707</b>

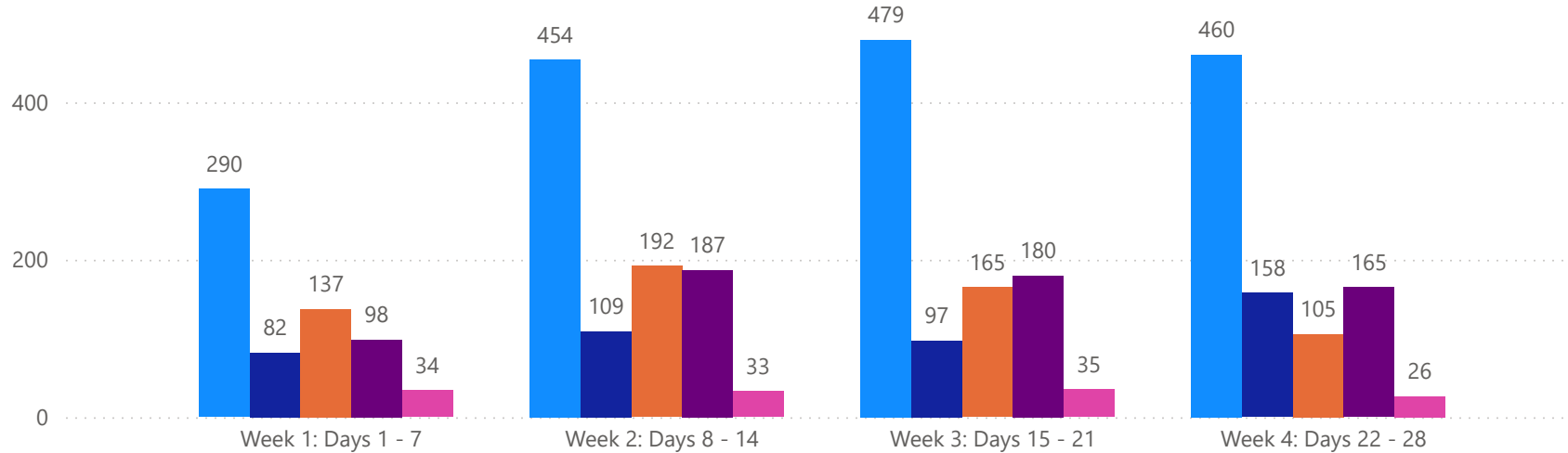


# 4 WEEK REAL ESTATE MARKET REPORT

## TAMPA BAY - CONDO

### 12/26/2024

**MLSStatus** ● Active ● Canceled ● Pending ● Sold ● Temporarily Off-Market



### TOTALS

MLS Status	4 Week Total
Active	1683
Canceled	446
Pending	599
Sold	630
Temporarily Off-Market	128

### DAILY MARKET CHANGE

Category	Sum of Total	
Back on the Market	13	*Back on Market can be from these sources - Pending, Temp Off Market, Cancelled and Expired Listing)
New Listings	41	
Price Decrease	43	
Price Increase	1	

### 7 DAY SOLD COMPARISON

Closed Prior Year	Volume	Count	Closed Prior Year	Volume	Count
Thursday, December 26, 2024	\$2,025,000	6	Tuesday, December 26, 2023	\$7,243,400	17
Wednesday, December 25, 2024	\$110,000	1	Monday, December 25, 2023	\$7,000,000	1
Tuesday, December 24, 2024	\$2,449,500	5	Sunday, December 24, 2023	\$2,710,000	3
Monday, December 23, 2024	\$20,262,000	38	Saturday, December 23, 2023	\$450,000	2
Sunday, December 22, 2024	\$900,000	1	Friday, December 22, 2023	\$17,893,730	34
Friday, December 20, 2024	\$23,879,191	47	Thursday, December 21, 2023	\$17,271,899	38
<b>Total</b>	<b>\$49,625,691</b>	<b>98</b>	Wednesday, December 20, 2023	\$20,084,748	29
			<b>Total</b>	<b>\$72,653,777</b>	<b>124</b>

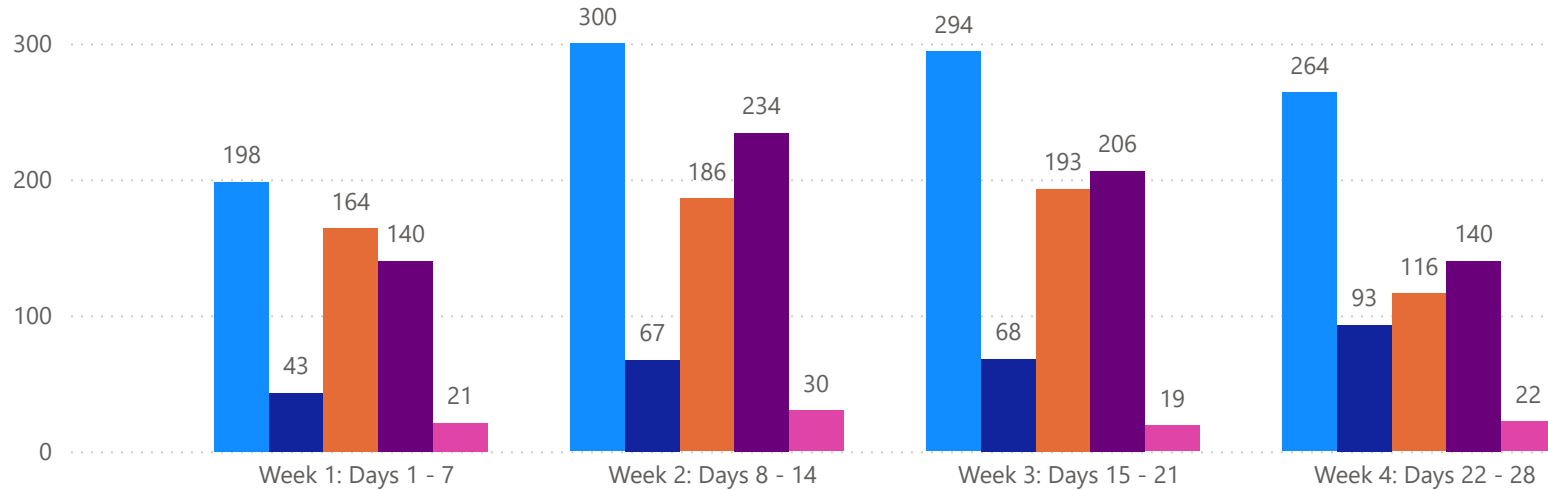


# 4 WEEK REAL ESTATE MARKET REPORT

## PINELLAS COUNTY - SINGLE FAMILY HOME

### 12/26/2024

**MLSStatus** ● Active ● Canceled ● Pending ● Sold ● Temporarily Off-Market



### TOTALS

MLS Status	4 Week Total
Active	1056
Canceled	271
Pending	659
Sold	720
Temporarily Off-Market	92

### DAILY MARKET CHANGE

Category	Sum of Pinellas
Back on the Market	12
New Listings	29
Price Decrease	36
Price Increase	1

\*Back on Market can be from these sources - Pending, Temp Off Market, Cancelled and Expired Listing)

### 7 DAY SOLD COMPARISON

Closed Prior Year	Volume	Count	Closed Prior Year	Volume	Count
Thursday, December 26, 2024	\$6,311,600	13	Tuesday, December 26, 2023	\$8,571,900	12
Wednesday, December 25, 2024	\$692,295	1	Monday, December 25, 2023	\$3,559,995	3
Tuesday, December 24, 2024	\$4,264,400	4	Sunday, December 24, 2023	\$755,000	2
Monday, December 23, 2024	\$19,556,813	35	Saturday, December 23, 2023	\$175,000	1
Sunday, December 22, 2024	\$1,100,000	1	Friday, December 22, 2023	\$27,016,930	47
Friday, December 20, 2024	\$48,759,300	86	Thursday, December 21, 2023	\$19,445,699	22
<b>Total</b>	<b>\$80,684,408</b>	<b>140</b>	Wednesday, December 20, 2023	\$22,883,007	38
			<b>Total</b>	<b>\$82,407,531</b>	<b>125</b>

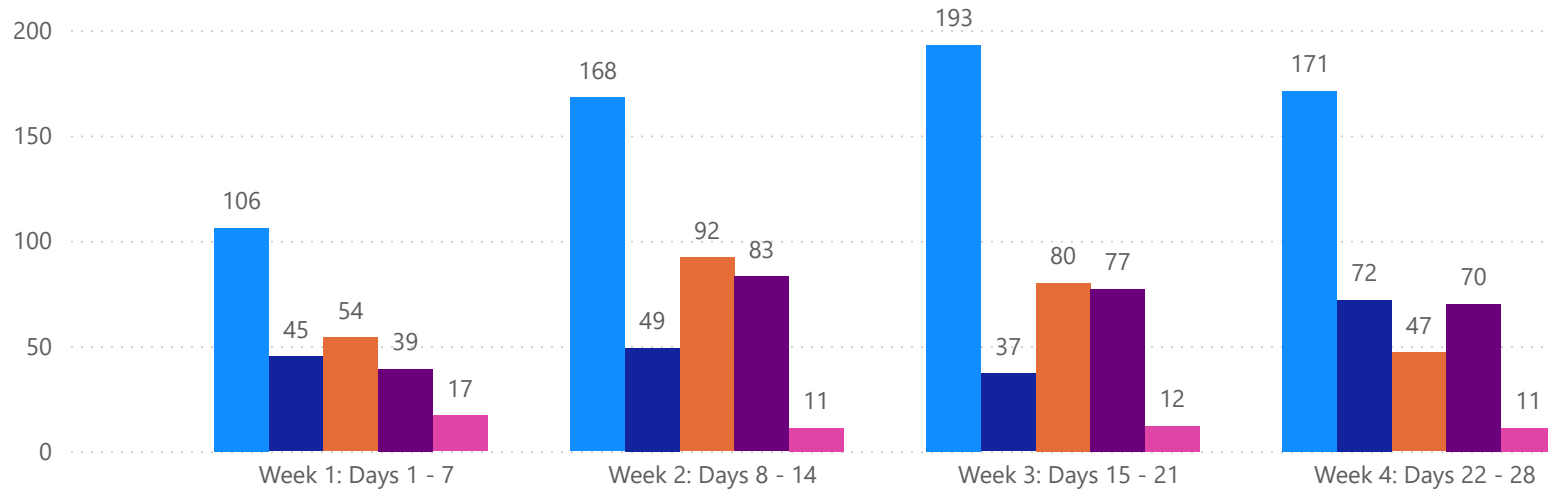


# 4 WEEK REAL ESTATE MARKET REPORT

## PINELLAS COUNTY - CONDO

### 12/26/2024

**MLSStatus** ● Active ● Canceled ● Pending ● Sold ● Temporarily Off-Market



### TOTALS

MLS Status	4 Week Total
Active	638
Canceled	203
Pending	273
Sold	269
Temporarily Off-Market	51

### DAILY MARKET CHANGE

Category	Sum of Pinellas
Back on the Market	4
New Listings	14
Price Decrease	24
Price Increase	1

\*Back on Market can be from these sources - Pending, Temp Off Market, Canceled and Expired Listing)

### 7 DAY SOLD COMPARISON

Closed Prior Year	Volume	Count	Closed Prior Year	Volume	Count
Thursday, December 26, 2024	\$1,019,000	4	Tuesday, December 26, 2023	\$4,522,400	13
Tuesday, December 24, 2024	\$1,930,000	2	Sunday, December 24, 2023	\$390,000	1
Monday, December 23, 2024	\$9,357,500	20	Friday, December 22, 2023	\$5,669,000	13
Sunday, December 22, 2024	\$900,000	1	Thursday, December 21, 2023	\$4,617,999	13
Friday, December 20, 2024	\$2,548,000	12	Wednesday, December 20, 2023	\$12,164,527	13
<b>Total</b>	<b>\$15,754,500</b>	<b>39</b>	<b>Total</b>	<b>\$27,363,926</b>	<b>53</b>

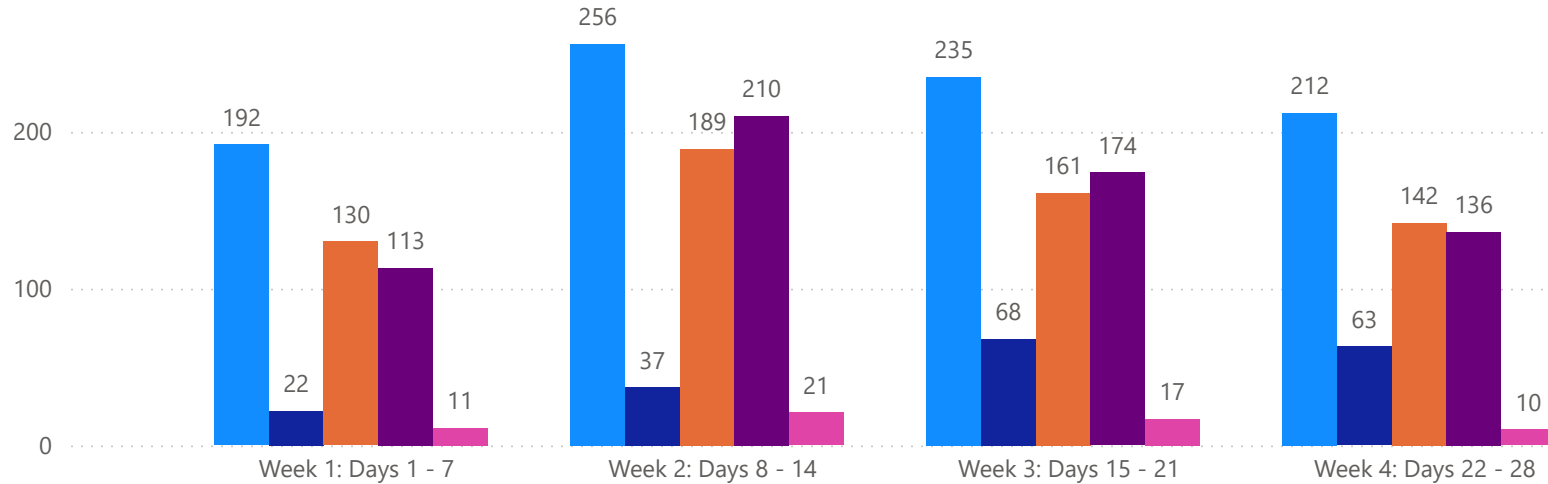


# 4 WEEK REAL ESTATE MARKET REPORT

## PASCO COUNTY - SINGLE FAMILY HOME

### 12/26/2024

MLS Status ● Active ● Canceled ● Pending ● Sold ● Temporarily Off-Market



### TOTALS

MLS Status	4 Week Total
Active	895
Canceled	190
Pending	622
Sold	633
Temporarily Off-Market	59

### DAILY MARKET CHANGE

Category	Sum of Pasco
Back on the Market	15
New Listings	27
Price Decrease	81
Price Increase	2

\*Back on Market can be from these sources - Pending, Temp Off Market, Canceled and Expired Listing)

### 7 DAY SOLD COMPARISON

Closed Prior Year	Volume	Count	Closed Prior Year	Volume	Count
Thursday, December 26, 2024	\$3,175,880	8	Tuesday, December 26, 2023	\$7,244,503	18
Tuesday, December 24, 2024	\$2,736,000	8	Monday, December 25, 2023	\$3,228,596	5
Monday, December 23, 2024	\$11,534,975	28	Sunday, December 24, 2023	\$2,164,154	5
Sunday, December 22, 2024	\$955,000	1	Friday, December 22, 2023	\$29,265,766	66
Saturday, December 21, 2024	\$586,288	2	Thursday, December 21, 2023	\$17,484,125	38
Friday, December 20, 2024	\$29,811,137	66	Wednesday, December 20, 2023	\$12,934,933	29
<b>Total</b>	<b>\$48,799,280</b>	<b>113</b>	<b>Total</b>	<b>\$72,322,077</b>	<b>161</b>

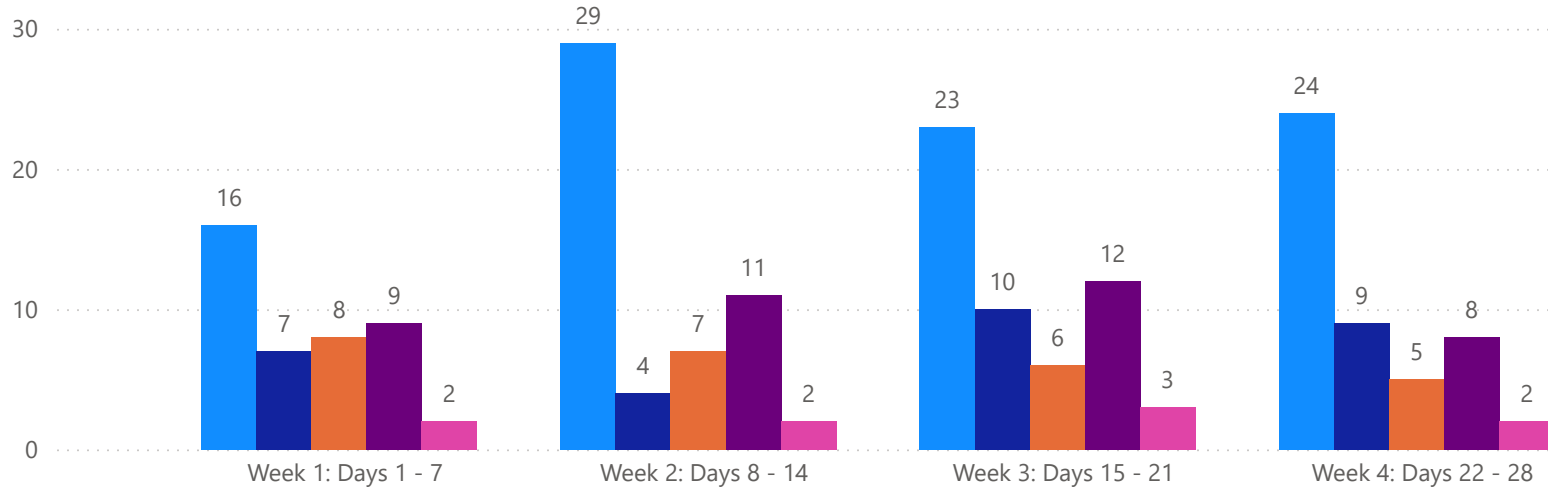


# 4 WEEK REAL ESTATE MARKET REPORT

## PASCO COUNTY - CONDO

### 12/26/2024

MLS Status ● Active ● Canceled ● Pending ● Sold ● Temporarily Off-Market



### TOTALS

MLS Status	4 Week Total
Active	92
Canceled	30
Pending	26
Sold	40
Temporarily Off-Market	9

### DAILY MARKET CHANGE

Category	Sum of Pasco
Back on the Market	2
New Listings	2
Price Decrease	4
Price Increase	0

\*Back on Market can be from these sources - Pending, Temp Off Market, Cancelled and Expired Listing)

### 7 DAY SOLD COMPARISON

Closed Prior Year	Volume	Count	Closed Prior Year	Volume	Count
Thursday, December 26, 2024	\$106,000	1	Saturday, December 23, 2023	\$145,000	1
Tuesday, December 24, 2024	\$289,500	2	Friday, December 22, 2023	\$762,000	4
Monday, December 23, 2024	\$612,500	3	Thursday, December 21, 2023	\$85,000	1
Friday, December 20, 2024	\$427,000	3	Wednesday, December 20, 2023	\$644,900	3
<b>Total</b>	<b>\$1,435,000</b>	<b>9</b>	<b>Total</b>	<b>\$1,636,900</b>	<b>9</b>



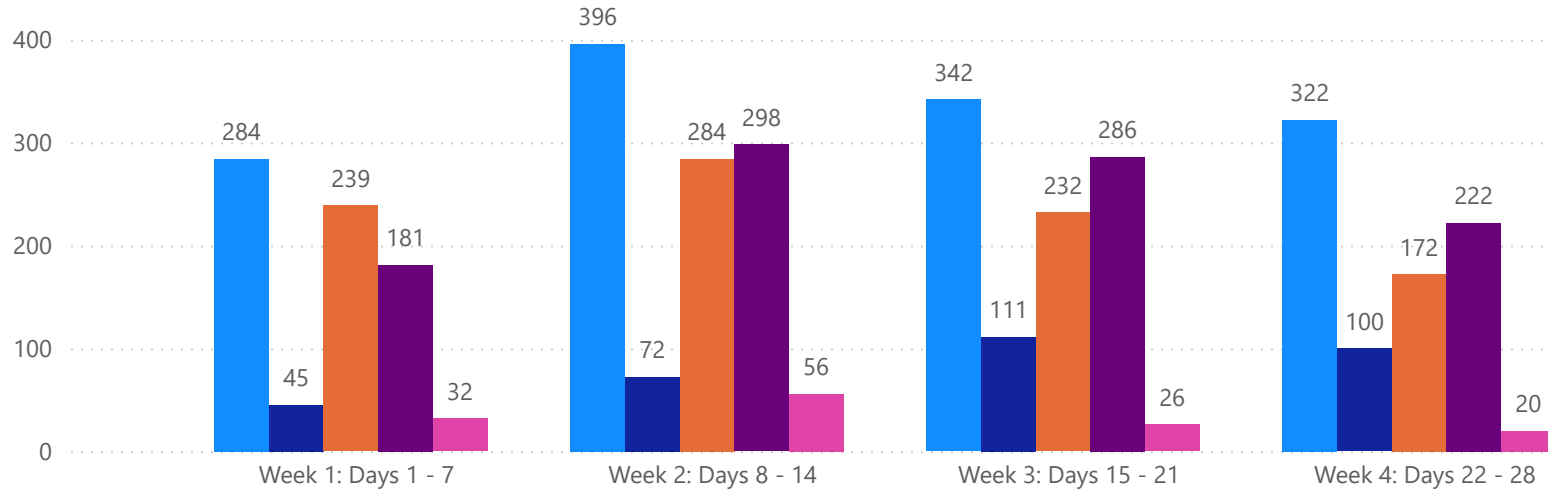


# 4 WEEK REAL ESTATE MARKET REPORT

## HILLSBOROUGH COUNTY - SINGLE FAMILY HOME

### 12/26/2024

**MLSStatus** ● Active ● Canceled ● Pending ● Sold ● Temporarily Off-Market



### TOTALS

MLS Status	4 Week Total
Active	1344
Canceled	328
Pending	927
Sold	987
Temporarily Off-Market	134

### DAILY MARKET CHANGE

Category	Sum of Hillsborough	*Back on Market can be from these sources - Pending, Temp Off Market, Cancelled and Expired Listing)
Back on the Market	9	
New Listings	47	
Price Decrease	48	
Price Increase	3	

### 7 DAY SOLD COMPARISON

Closed Prior Year	Volume	Count	Closed Prior Year	Volume	Count
Thursday, December 26, 2024	\$6,069,290	15	Tuesday, December 26, 2023	\$8,325,440	17
Tuesday, December 24, 2024	\$5,428,800	9	Monday, December 25, 2023	\$15,012,123	20
Monday, December 23, 2024	\$36,309,820	70	Sunday, December 24, 2023	\$3,491,260	7
Sunday, December 22, 2024	\$2,499,000	5	Saturday, December 23, 2023	\$2,667,517	4
Saturday, December 21, 2024	\$1,343,980	2	Friday, December 22, 2023	\$46,220,311	71
Friday, December 20, 2024	\$52,603,805	80	Thursday, December 21, 2023	\$40,413,099	53
<b>Total</b>	<b>\$104,254,695</b>	<b>181</b>	Wednesday, December 20, 2023	\$25,710,233	42
			<b>Total</b>	<b>\$141,839,983</b>	<b>214</b>

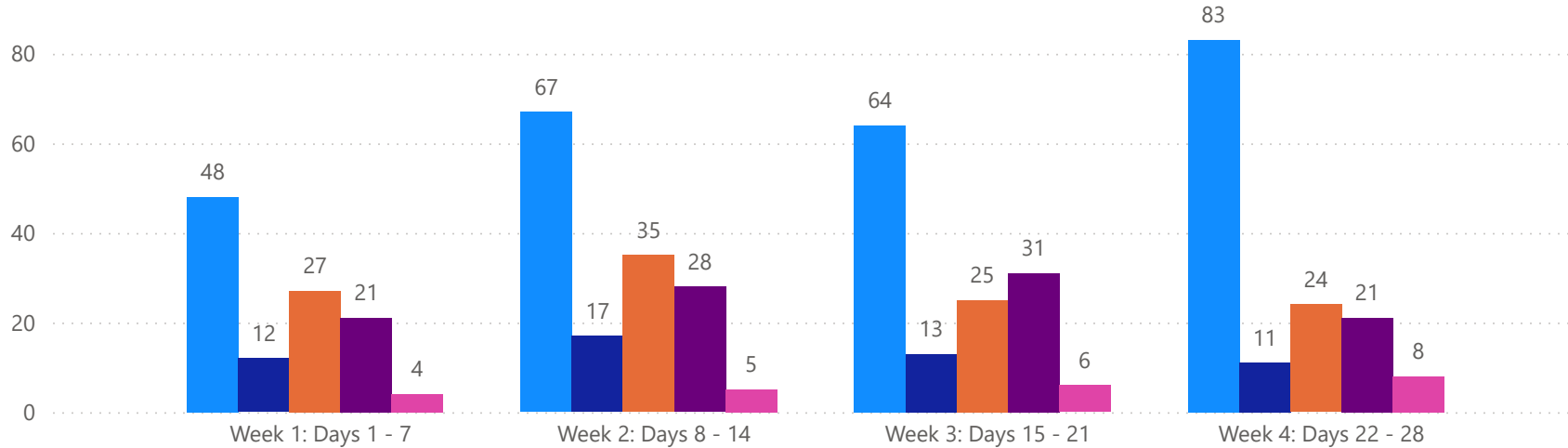


# 4 WEEK REAL ESTATE MARKET REPORT

## HILLSBOROUGH COUNTY - CONDO

12/26/2024

MLSStatus ● Active ● Canceled ● Pending ● Sold ● Temporarily Off-Market



### TOTALS

MLS Status	4 Week Total
Active	262
Canceled	53
Pending	111
Sold	101
Temporarily Off-Market	23

### DAILY MARKET CHANGE

Category	Sum of Hillsborough	*Back on Market can be from these sources - Pending, Temp Off Market, Canceled and Expired Listing)
Back on the Market	3	
New Listings	5	
Price Decrease	8	
Price Increase	0	

### 7 DAY SOLD COMPARISON

Closed Prior Year	Volume	Count	Closed Prior Year	Volume	Count
Wednesday, December 25, 2024	\$110,000	1	Tuesday, December 26, 2023	\$106,000	1
Monday, December 23, 2024	\$1,589,000	6	Sunday, December 24, 2023	\$420,000	1
Friday, December 20, 2024	\$15,719,000	14	Friday, December 22, 2023	\$2,185,000	7
<b>Total</b>	<b>\$17,418,000</b>	<b>21</b>	Thursday, December 21, 2023	\$4,943,400	9
			Wednesday, December 20, 2023	\$1,147,300	4
			<b>Total</b>	<b>\$8,801,700</b>	<b>22</b>

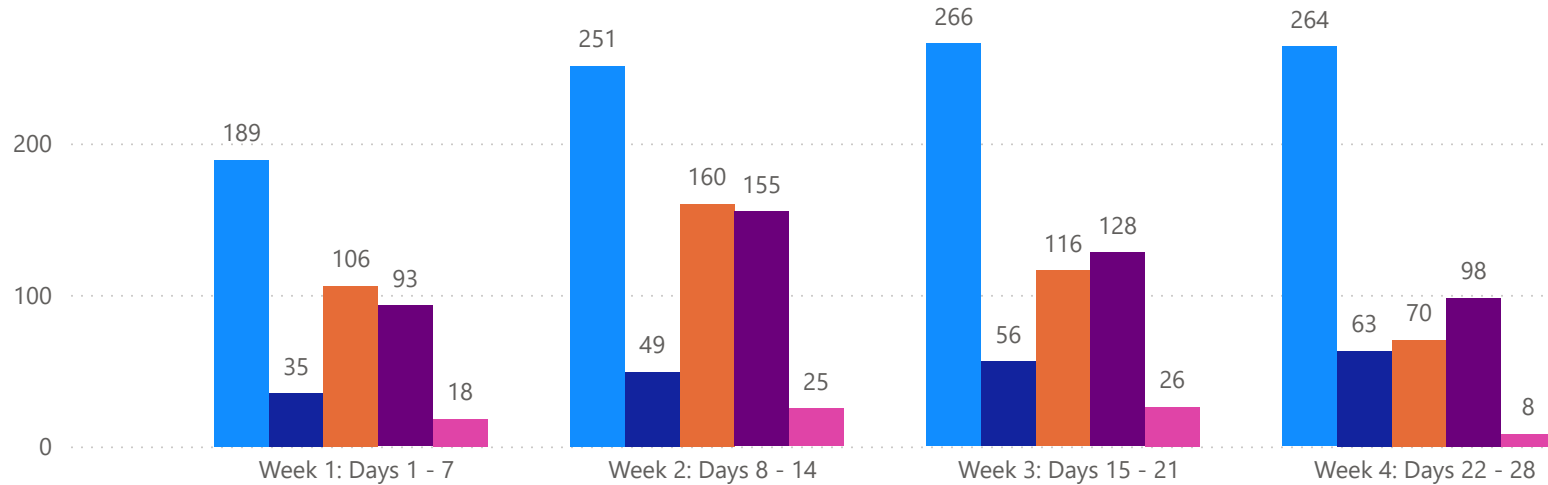


# 4 WEEK REAL ESTATE MARKET REPORT

## SARASOTA COUNTY - SINGLE FAMILY HOME

### 12/26/2024

**MLS Status** ● Active ● Canceled ● Pending ● Sold ● Temporarily Off-Market



### TOTALS

MLS Status	4 Week Total
Active	970
Canceled	203
Pending	452
Sold	474
Temporarily Off-Market	77

### DAILY MARKET CHANGE

Category	Sum of Sarasota	
Back on the Market	3	*Back on Market can be from these sources - Pending, Temp Off Market, Cancelled and Expired Listing)
New Listings	35	
Price Decrease	25	
Price Increase	0	

### 7 DAY SOLD COMPARISON

Closed Prior Year	Volume	Count	Closed Prior Year	Volume	Count
Thursday, December 26, 2024	\$527,500	1	Tuesday, December 26, 2023	\$5,410,400	8
Tuesday, December 24, 2024	\$2,388,350	5	Sunday, December 24, 2023	\$390,000	1
Monday, December 23, 2024	\$17,021,007	27	Friday, December 22, 2023	\$14,529,227	22
Saturday, December 21, 2024	\$1,273,590	3	Thursday, December 21, 2023	\$19,651,422	31
Friday, December 20, 2024	\$55,286,438	57	Wednesday, December 20, 2023	\$11,921,122	19
<b>Total</b>	<b>\$76,496,885</b>	<b>93</b>	<b>Total</b>	<b>\$51,902,171</b>	<b>81</b>

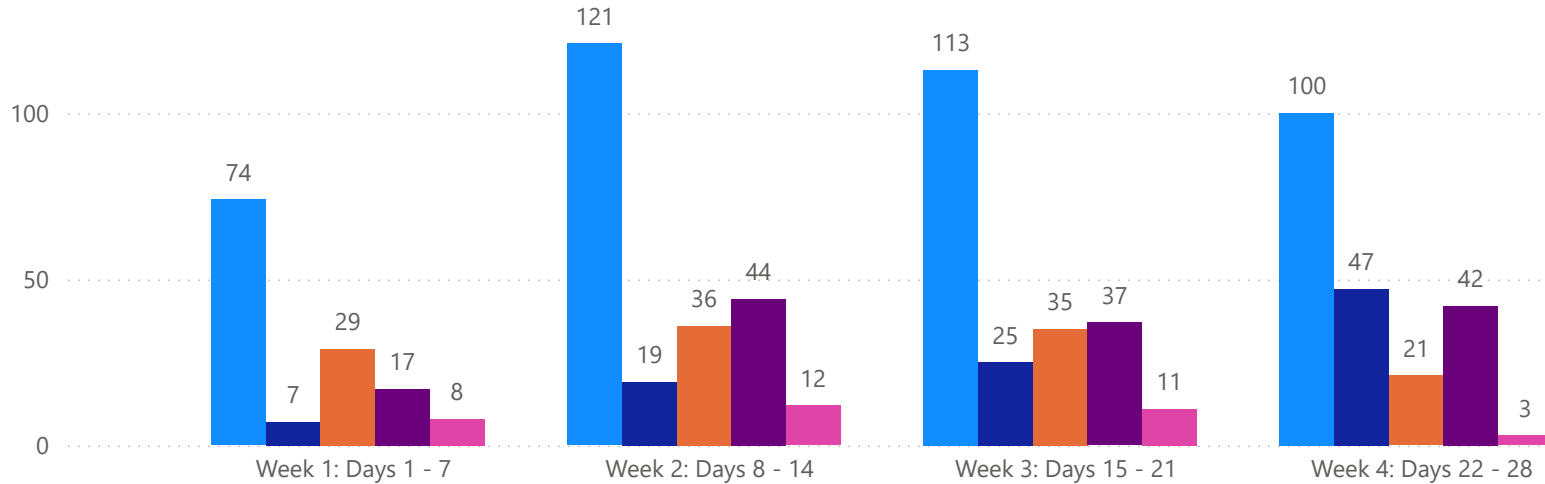


# 4 WEEK REAL ESTATE MARKET REPORT

## SARASOTA COUNTY - CONDO

12/26/2024

MLS Status ● Active ● Canceled ● Pending ● Sold ● Temporarily Off-Market



### TOTALS

MLS Status	4 Week Total
Active	408
Canceled	98
Pending	121
Sold	140
Temporarily Off-Market	34

### DAILY MARKET CHANGE

Category	Sum of Sarasota	
Back on the Market	3	*Back on Market can be from these sources - Pending, Temp Off Market, Cancelled and Expired Listing)
New Listings	15	
Price Decrease	2	
Price Increase	0	

### 7 DAY SOLD COMPARISON

Closed Prior Year	Volume	Count	Closed Prior Year	Volume	Count
Thursday, December 26, 2024	\$900,000	1	Tuesday, December 26, 2023	\$1,175,000	1
Monday, December 23, 2024	\$7,778,000	7	Monday, December 25, 2023	\$7,000,000	1
Friday, December 20, 2024	\$2,601,400	9	Sunday, December 24, 2023	\$1,900,000	1
<b>Total</b>	<b>\$11,279,400</b>	<b>17</b>	Saturday, December 23, 2023	\$305,000	1
			Friday, December 22, 2023	\$7,910,730	7
			Thursday, December 21, 2023	\$6,351,600	10
			Wednesday, December 20, 2023	\$4,735,521	7
			<b>Total</b>	<b>\$29,377,851</b>	<b>28</b>

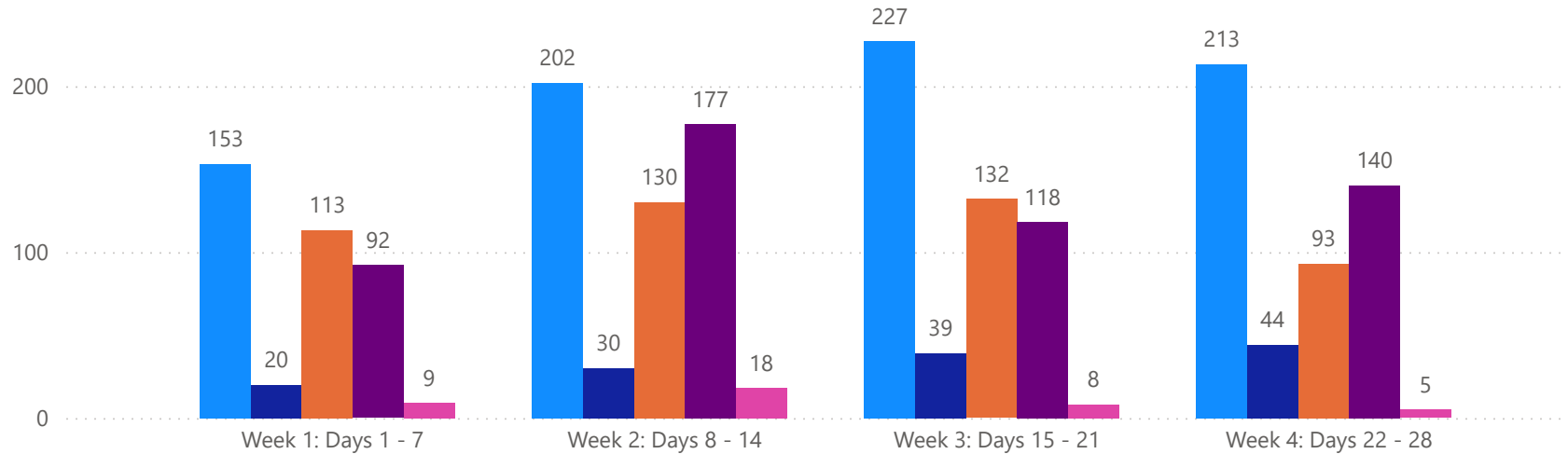


# 4 WEEK REAL ESTATE MARKET REPORT

## MANATEE COUNTY - SINGLE FAMILY HOME

12/26/2024

MLS Status ● Active ● Canceled ● Pending ● Sold ● Temporarily Off-Market



### TOTALS

MLS Status	4 Week Total
Active	795
Canceled	133
Pending	468
Sold	527
Temporarily Off-Market	40

### DAILY MARKET CHANGE

Category	Sum of Manatee
Back on the Market	6
New Listings	43
Price Decrease	18
Price Increase	4

\*Back on Market can be from these sources - Pending, Temp Off Market, Cancelled and Expired Listing)

### 7 DAY SOLD COMPARISON

Closed Prior Year	Volume	Count	Closed Prior Year	Volume	Count
Thursday, December 26, 2024	\$2,460,000	4	Tuesday, December 26, 2023	\$6,404,912	8
Tuesday, December 24, 2024	\$314,000	1	Monday, December 25, 2023	\$4,200,089	7
Monday, December 23, 2024	\$24,993,701	38	Sunday, December 24, 2023	\$1,295,000	2
Sunday, December 22, 2024	\$242,900	1	Saturday, December 23, 2023	\$430,000	1
Saturday, December 21, 2024	\$323,000	1	Friday, December 22, 2023	\$16,499,697	31
Friday, December 20, 2024	\$25,911,634	47	Thursday, December 21, 2023	\$27,386,913	49
<b>Total</b>	<b>\$54,245,235</b>	<b>92</b>	Wednesday, December 20, 2023	\$17,980,205	28
			<b>Total</b>	<b>\$74,196,816</b>	<b>126</b>

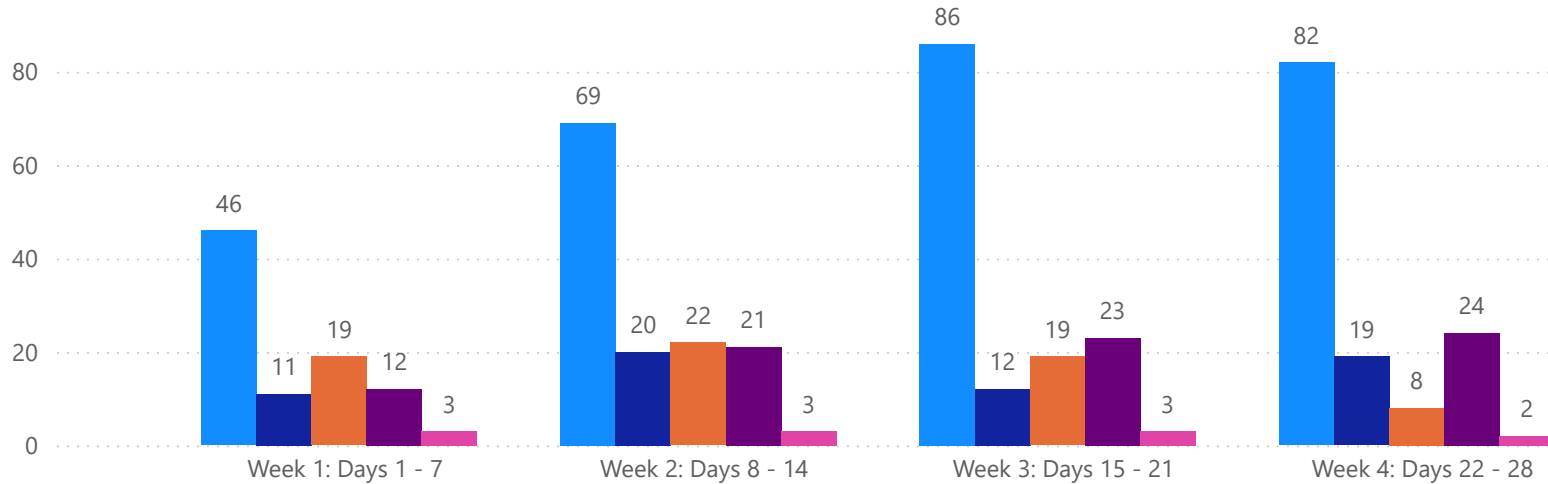


# 4 WEEK REAL ESTATE MARKET REPORT

## MANATEE COUNTY - CONDO

12/26/2024

MLS Status ● Active ● Canceled ● Pending ● Sold ● Temporarily Off-Market



### TOTALS

MLS Status	4 Week Total
Active	283
Canceled	62
Pending	68
Sold	80
Temporarily Off-Market	11

### DAILY MARKET CHANGE

Category	Sum of Manatee
Back on the Market	1
New Listings	5
Price Decrease	5
Price Increase	0

\*Back on Market can be from these sources - Pending, Temp Off Market, Canceled and Expired Listing)

### 7 DAY SOLD COMPARISON

Closed Prior Year	Volume	Count	Closed Prior Year	Volume	Count
Tuesday, December 24, 2024	\$230,000	1	Tuesday, December 26, 2023	\$1,440,000	2
Monday, December 23, 2024	\$925,000	2	Friday, December 22, 2023	\$1,367,000	3
Friday, December 20, 2024	\$2,583,791	9	Thursday, December 21, 2023	\$1,273,900	5
<b>Total</b>	<b>\$3,738,791</b>	<b>12</b>	Wednesday, December 20, 2023	\$1,392,500	2
			<b>Total</b>	<b>\$5,473,400</b>	<b>12</b>

