



4 WEEK REAL ESTATE MARKET REPORT

Wednesday, February 12, 2025

As of: Thursday, February 13, 2025

- 1 Report Breakdown
- 2 Cumulative Tampa Bay Report - Single Family Home
- 3 Cumulative Tampa Bay Report - Condominium
- 4 Pinellas County - Single Family Home
- 5 Pinellas County - Condominium
- 6 Pasco County - Single Family Home
- 7 Pasco County - Condominium
- 8 Hillsborough County - Single Family Home
- 9 Hillsborough County - Condominium
- 10 Sarasota County - Single Family Home
- 11 Sarasota County - Condominium
- 12 Manatee County - Single Family Home
- 13 Manatee County - Condominium

4 WEEK REAL ESTATE MARKET REPORT

REPORT BREAKDOWN

Wednesday, February 12, 2025



as of: 2/13/2025

Day 1	Wednesday, February 12, 2025
Day 2	Tuesday, February 11, 2025
Day 3	Monday, February 10, 2025
Day 4	Sunday, February 9, 2025
Day 5	Saturday, February 8, 2025
Day 6	Thursday, February 13, 2025
Day 7	Wednesday, February 12, 2025
Day 8	Tuesday, February 11, 2025
Day 9	Monday, February 10, 2025
Day 10	Sunday, February 9, 2025
Day 11	Saturday, February 8, 2025
Day 12	Friday, February 7, 2025
Day 13	Thursday, February 6, 2025
Day 14	Wednesday, February 5, 2025
Day 15	Tuesday, February 4, 2025
Day 16	Monday, February 3, 2025
Day 17	Sunday, February 2, 2025
Day 18	Saturday, February 1, 2025
Day 19	Friday, January 31, 2025
Day 20	Thursday, January 30, 2025
Day 21	Wednesday, January 29, 2025
Day 22	Tuesday, January 28, 2025
Day 23	Monday, January 27, 2025
Day 24	Sunday, January 26, 2025
Day 25	Saturday, January 25, 2025
Day 26	Friday, January 24, 2025
Day 27	Thursday, January 23, 2025
Day 28	Wednesday, January 22, 2025

REPORT BREAKDOWN

GRAPH:

Active - Newly listed during the date range

Pending - Status changed to 'pending' during the date range

Sold - Closed during the date range

Canceled - Canceled during the date range

Temp off Market - Status changed to 'temp' off market' during the date range

The date ranges are not cumulative.

Day 1: Wednesday, February 12, 2025

Day 28: Wednesday, January 22, 2025

TOTALS:

4 Weeks: The summation of each date range (Day 1 - Day 28)

Market Changes

Day 1's New Listings, Price Increase, Price Decreases and Back on Market

Manatee County - Single Family Home

7 Day Sold Comparison

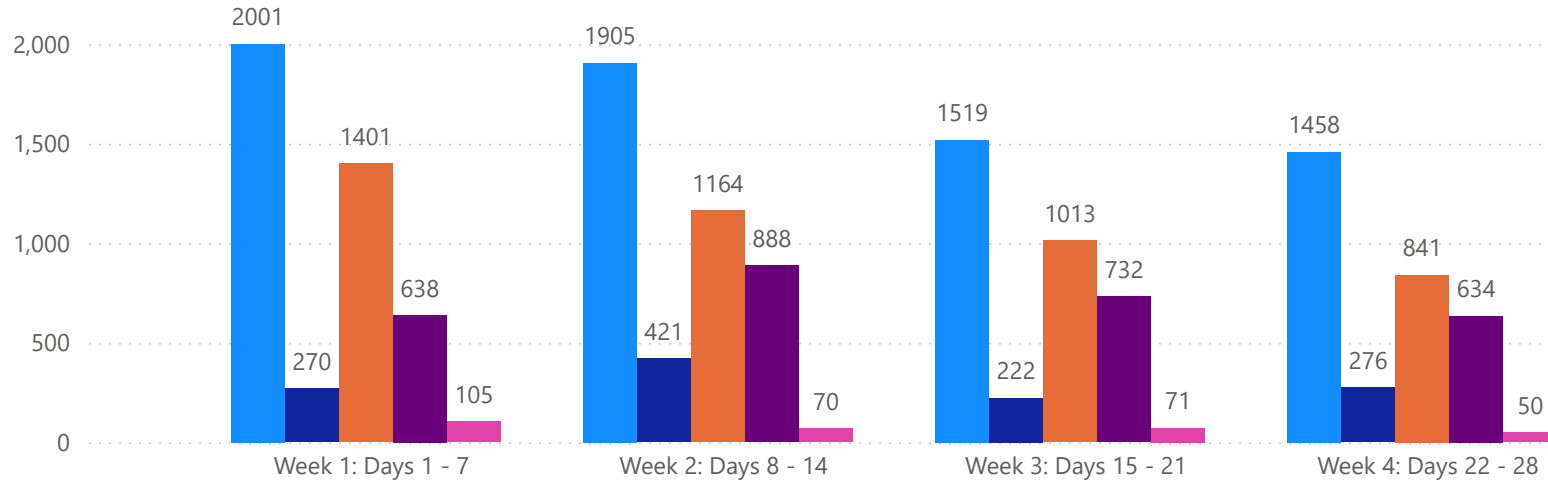
Compares the sold amount and volume in the last 7 days against the same timeframe in the prior year and days 8 - days 14.

4 WEEK REAL ESTATE MARKET REPORT

TAMPA BAY - SINGLE FAMILY HOME

2/12/2025

MLS Status ● Active ● Canceled ● Pending ● Sold ● Temporarily Off-Market



TOTALS

MLS Status	4 Week Total
Active	6883
Canceled	1189
Pending	4419
Sold	2892
Temporarily Off-Market	296

DAILY MARKET CHANGE

Category	Sum of Total	
Back on the Market	19	*Back on Market can be from these sources - Pending, Temp Off Market, Cancelled and Expired Listing)
New Listings	85	
Price Decrease	129	
Price Increase	19	

7 DAY SOLD COMPARISON

Closed Prior Year	Volume	Count	Closed Prior Year	Volume	Count
Wednesday, February 12, 2025	\$55,683,440	82	Monday, February 12, 2024	\$66,391,532	125
Tuesday, February 11, 2025	\$55,556,705	93	Sunday, February 11, 2024	\$1,087,000	3
Monday, February 10, 2025	\$65,593,964	119	Saturday, February 10, 2024	\$1,288,000	3
Sunday, February 09, 2025	\$930,000	3	Friday, February 09, 2024	\$142,766,559	236
Saturday, February 08, 2025	\$3,803,000	4	Thursday, February 08, 2024	\$66,295,750	121
Friday, February 07, 2025	\$127,780,282	231	Wednesday, February 07, 2024	\$47,995,385	97
Thursday, February 06, 2025	\$60,418,268	106	Tuesday, February 06, 2024	\$64,133,381	120
Total	\$369,765,659	638	Total	\$389,957,607	705

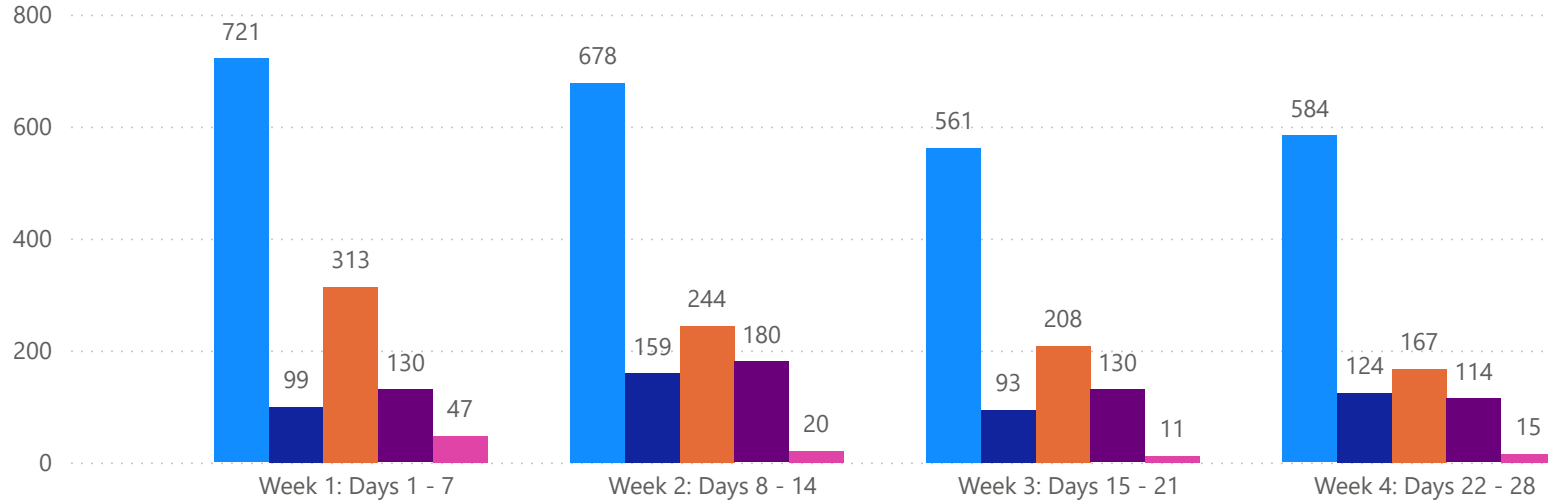


4 WEEK REAL ESTATE MARKET REPORT

TAMPA BAY - CONDO

2/12/2025

MLS Status ● Active ● Canceled ● Pending ● Sold ● Temporarily Off-Market



TOTALS

MLS Status	4 Week Total
Active	2544
Canceled	475
Pending	932
Sold	554
Temporarily Off-Market	93

DAILY MARKET CHANGE

Category	Sum of Total	
Back on the Market	7	*Back on Market can be from these sources - Pending, Temp Off Market, Cancelled and Expired Listing)
New Listings	20	
Price Decrease	36	
Price Increase	0	

7 DAY SOLD COMPARISON

Closed Prior Year	Volume	Count	Closed Prior Year	Volume	Count
Wednesday, February 12, 2025	\$4,914,000	16	Monday, February 12, 2024	\$15,433,290	37
Tuesday, February 11, 2025	\$9,372,500	19	Sunday, February 11, 2024	\$420,000	1
Monday, February 10, 2025	\$8,292,500	28	Friday, February 09, 2024	\$25,658,900	49
Friday, February 07, 2025	\$18,630,200	46	Thursday, February 08, 2024	\$11,094,399	30
Thursday, February 06, 2025	\$8,047,900	21	Wednesday, February 07, 2024	\$9,192,152	17
Total	\$49,257,100	130	Tuesday, February 06, 2024	\$11,465,000	27
			Total	\$73,263,741	161

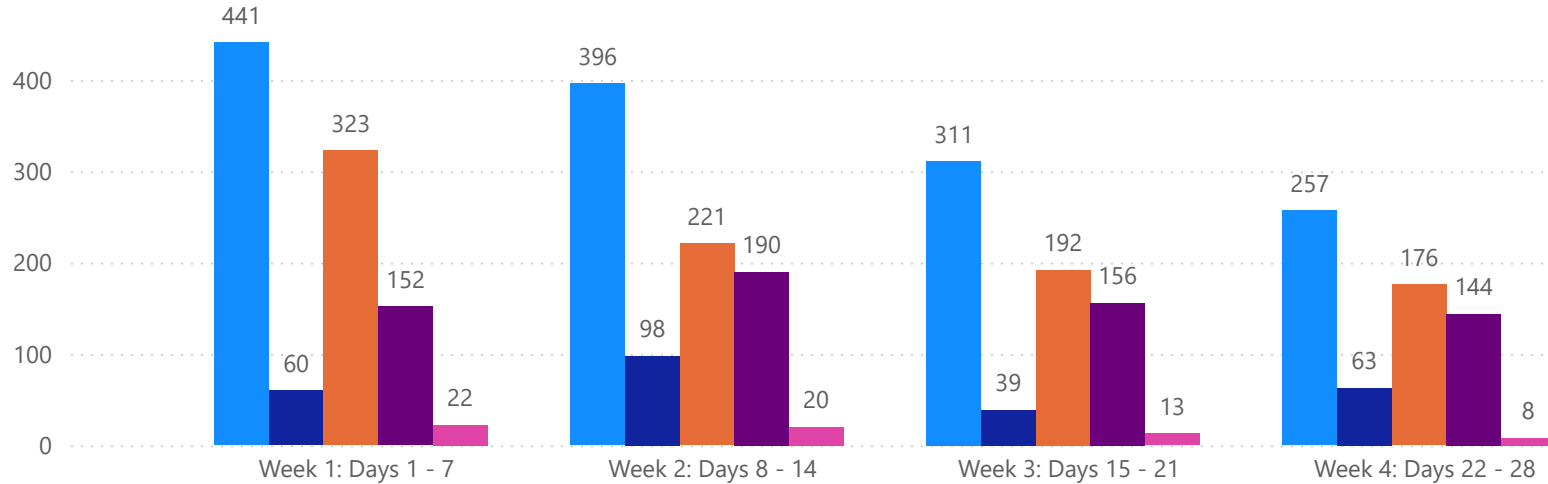


4 WEEK REAL ESTATE MARKET REPORT

PINELLAS COUNTY - SINGLE FAMILY HOME

2/12/2025

MLSStatus ● Active ● Canceled ● Pending ● Sold ● Temporarily Off-Market



TOTALS

MLS Status	4 Week Total
Active	1405
Canceled	260
Pending	912
Sold	642
Temporarily Off-Market	63

DAILY MARKET CHANGE

Category	Sum of Pinellas
Back on the Market	3
New Listings	19
Price Decrease	32
Price Increase	5

*Back on Market can be from these sources - Pending, Temp Off Market, Canceled and Expired Listing)

7 DAY SOLD COMPARISON

Closed Prior Year	Volume	Count	Closed Prior Year	Volume	Count
Wednesday, February 12, 2025	\$20,504,827	18	Monday, February 12, 2024	\$13,212,600	22
Tuesday, February 11, 2025	\$9,953,385	17	Saturday, February 10, 2024	\$243,000	1
Monday, February 10, 2025	\$15,001,900	29	Friday, February 09, 2024	\$37,786,076	51
Saturday, February 08, 2025	\$2,083,500	2	Thursday, February 08, 2024	\$17,422,150	33
Friday, February 07, 2025	\$29,796,470	50	Wednesday, February 07, 2024	\$11,478,455	20
Thursday, February 06, 2025	\$18,649,890	36	Tuesday, February 06, 2024	\$18,005,599	33
Total	\$95,989,972	152	Total	\$98,147,880	160

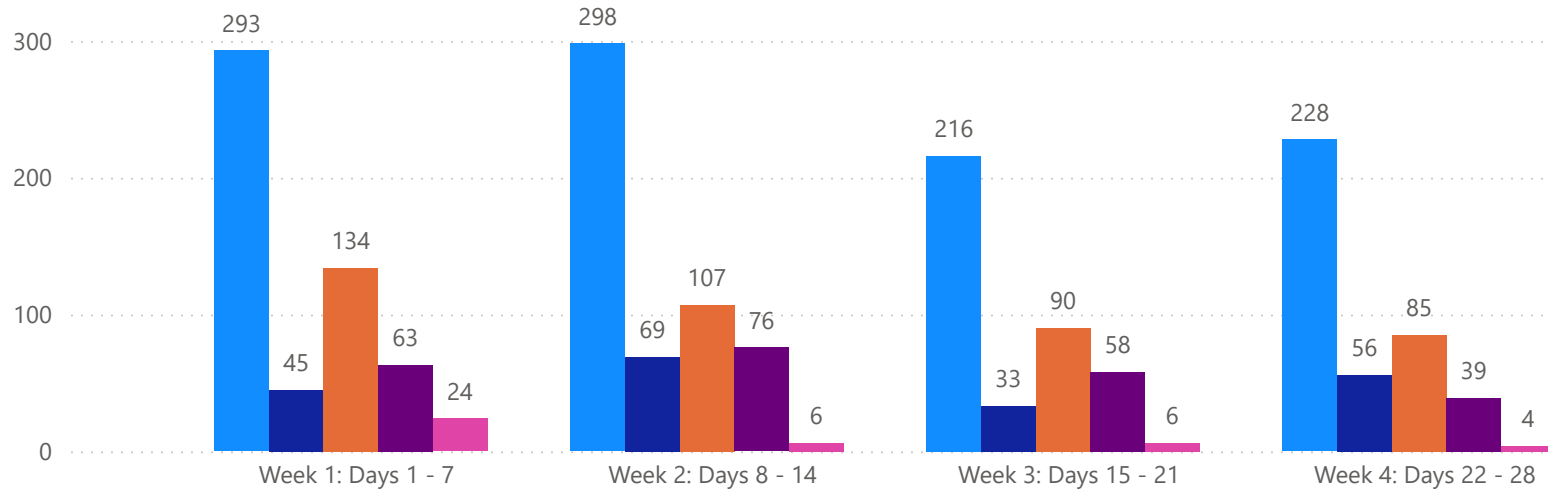


4 WEEK REAL ESTATE MARKET REPORT

PINELLAS COUNTY - CONDO

2/12/2025

MLS Status ● Active ● Canceled ● Pending ● Sold ● Temporarily Off-Market



TOTALS

MLS Status	4 Week Total
Active	1035
Canceled	203
Pending	416
Sold	236
Temporarily Off-Market	40

DAILY MARKET CHANGE

Category	Sum of Pinellas
Back on the Market	0
New Listings	2
Price Decrease	2
Price Increase	0

*Back on Market can be from these sources - Pending, Temp Off Market, Canceled and Expired Listing)

7 DAY SOLD COMPARISON

Closed Prior Year	Volume	Count	Closed Prior Year	Volume	Count
Wednesday, February 12, 2025	\$905,000	5	Monday, February 12, 2024	\$6,267,890	16
Tuesday, February 11, 2025	\$1,942,500	8	Sunday, February 11, 2024	\$420,000	1
Monday, February 10, 2025	\$4,285,000	17	Friday, February 09, 2024	\$13,613,500	26
Friday, February 07, 2025	\$8,771,900	24	Thursday, February 08, 2024	\$7,422,999	18
Thursday, February 06, 2025	\$3,972,900	9	Wednesday, February 07, 2024	\$5,633,500	9
Total	\$19,877,300	63	Tuesday, February 06, 2024	\$6,399,000	15
			Total	\$39,756,889	85

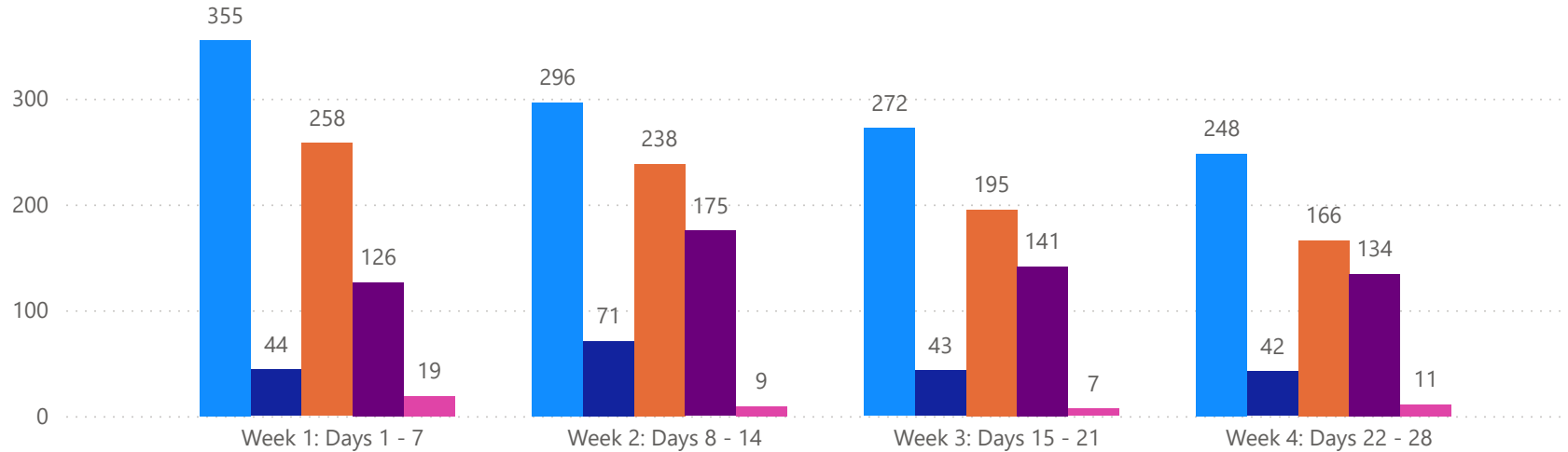


4 WEEK REAL ESTATE MARKET REPORT

PASCO COUNTY - SINGLE FAMILY HOME

2/12/2025

MLS Status ● Active ● Canceled ● Pending ● Sold ● Temporarily Off-Market



TOTALS

MLS Status	4 Week Total
Active	1171
Canceled	200
Pending	857
Sold	576
Temporarily Off-Market	46

DAILY MARKET CHANGE

Category	Sum of Pasco
Back on the Market	6
New Listings	7
Price Decrease	26
Price Increase	3

*Back on Market can be from these sources - Pending, Temp Off Market, Canceled and Expired Listing)

7 DAY SOLD COMPARISON

Closed Prior Year	Volume	Count	Closed Prior Year	Volume	Count
Wednesday, February 12, 2025	\$3,507,800	11	Monday, February 12, 2024	\$9,672,000	24
Tuesday, February 11, 2025	\$6,370,937	16	Friday, February 09, 2024	\$19,934,765	51
Monday, February 10, 2025	\$8,247,400	15	Thursday, February 08, 2024	\$12,468,004	26
Saturday, February 08, 2025	\$920,000	1	Wednesday, February 07, 2024	\$7,437,910	18
Friday, February 07, 2025	\$19,717,862	54	Tuesday, February 06, 2024	\$11,481,670	30
Thursday, February 06, 2025	\$12,751,192	29	Total	\$60,994,349	149
Total	\$51,515,191	126			

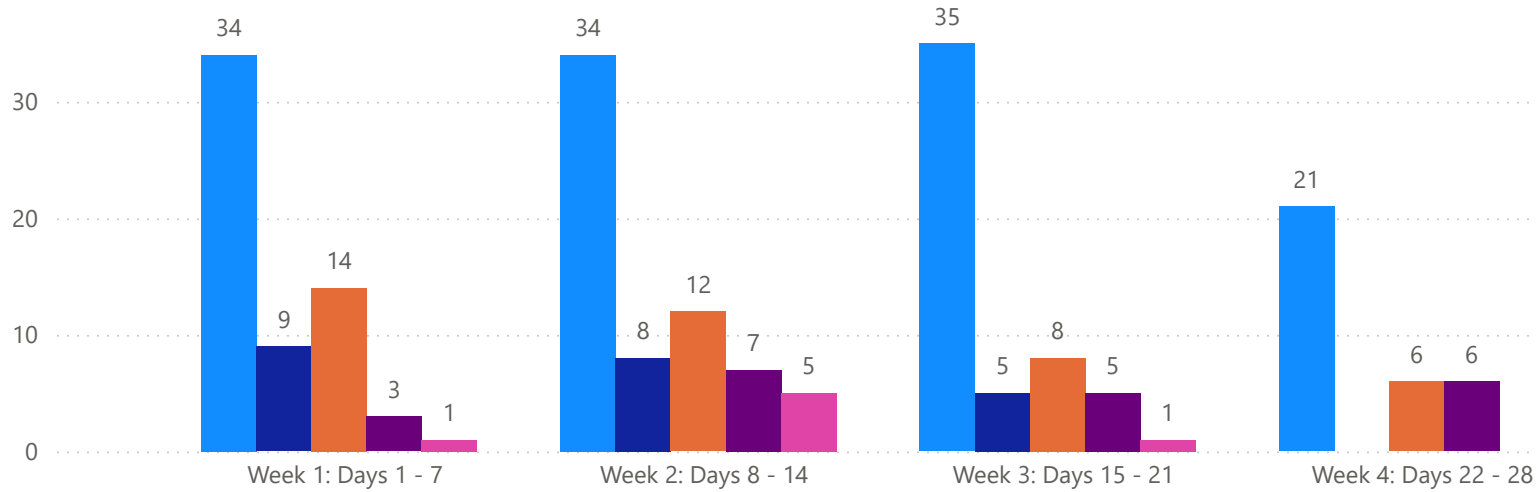


4 WEEK REAL ESTATE MARKET REPORT

PASCO COUNTY - CONDO

2/12/2025

MLSStatus ● Active ● Canceled ● Pending ● Sold ● Temporarily Off-Market



TOTALS

MLS Status	4 Week Total
Active	124
Canceled	22
Pending	40
Sold	21
Temporarily Off-Market	7

DAILY MARKET CHANGE

Category	Sum of Pasco
Back on the Market	1
New Listings	6
Price Decrease	12
Price Increase	0

*Back on Market can be from these sources - Pending, Temp Off Market, Canceled and Expired Listing)

7 DAY SOLD COMPARISON

Closed Prior Year	Volume	Count
Tuesday, February 11, 2025	\$288,000	1
Monday, February 10, 2025	\$158,500	1
Friday, February 07, 2025	\$65,000	1
Total	\$511,500	3

Closed Prior Year	Volume	Count
Monday, February 12, 2024	\$379,000	2
Friday, February 09, 2024	\$270,000	2
Thursday, February 08, 2024	\$379,000	2
Tuesday, February 06, 2024	\$457,000	2
Total	\$1,485,000	8

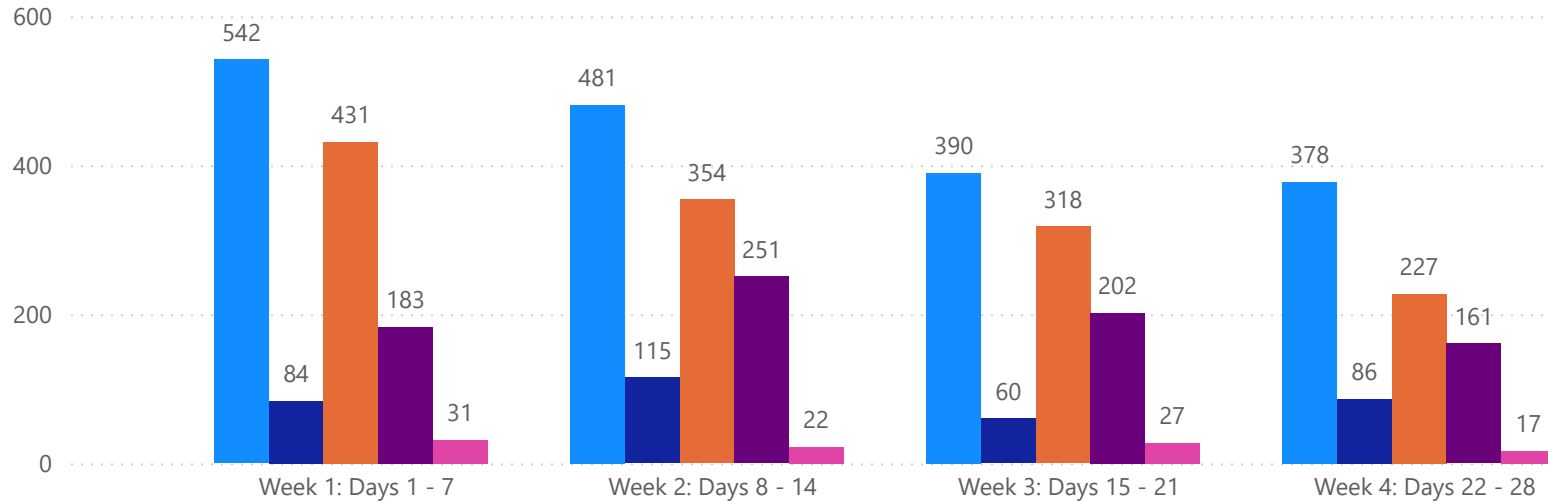


4 WEEK REAL ESTATE MARKET REPORT

HILLSBOROUGH COUNTY - SINGLE FAMILY HOME

2/12/2025

MLS Status ● Active ● Canceled ● Pending ● Sold ● Temporarily Off-Market



TOTALS

MLS Status	4 Week Total
Active	1791
Canceled	345
Pending	1330
Sold	797
Temporarily Off-Market	97

DAILY MARKET CHANGE

Category	Sum of Hillsborough	*Back on Market can be from these sources - Pending, Temp Off Market, Cancelled and Expired Listing)
Back on the Market	4	
New Listings	24	
Price Decrease	32	
Price Increase	7	

7 DAY SOLD COMPARISON

Closed Prior Year	Volume	Count	Closed Prior Year	Volume	Count
Wednesday, February 12, 2025	\$15,189,113	28	Monday, February 12, 2024	\$22,763,336	51
Tuesday, February 11, 2025	\$14,699,139	29	Sunday, February 11, 2024	\$420,000	1
Monday, February 10, 2025	\$23,847,804	45	Saturday, February 10, 2024	\$695,000	1
Sunday, February 09, 2025	\$930,000	3	Friday, February 09, 2024	\$36,988,320	71
Friday, February 07, 2025	\$29,059,199	58	Thursday, February 08, 2024	\$16,597,277	30
Thursday, February 06, 2025	\$13,707,056	20	Wednesday, February 07, 2024	\$12,098,299	24
Total	\$97,432,311	183	Tuesday, February 06, 2024	\$11,520,790	25
			Total	\$101,083,022	203

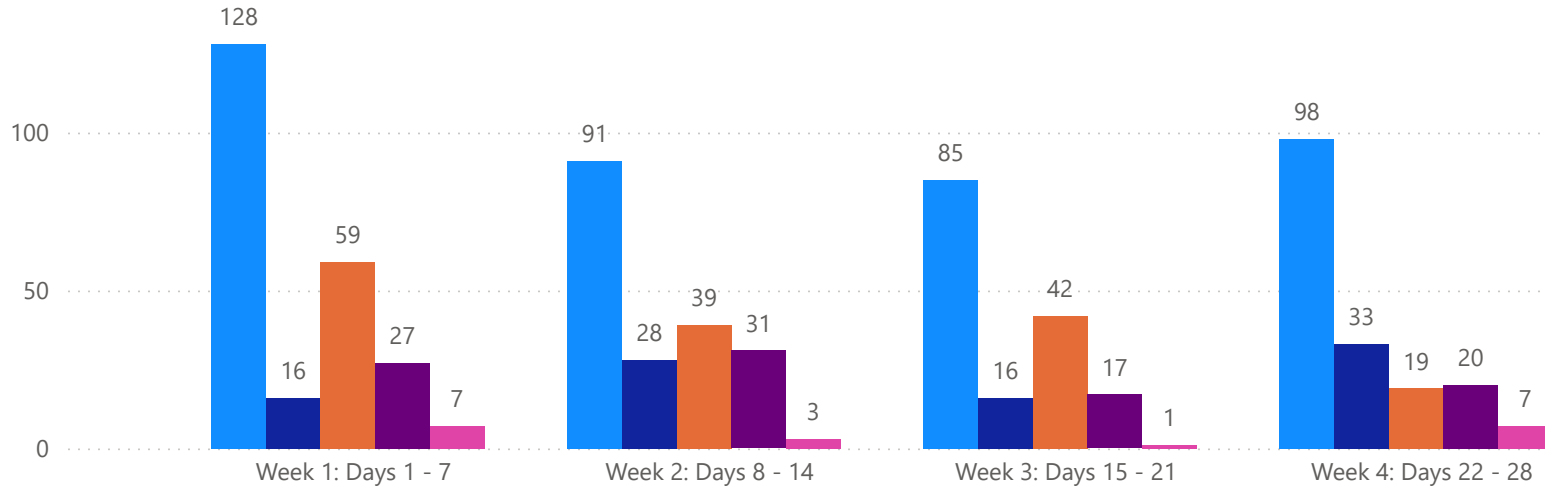


4 WEEK REAL ESTATE MARKET REPORT

HILLSBOROUGH COUNTY - CONDO

2/12/2025

MLS Status ● Active ● Canceled ● Pending ● Sold ● Temporarily Off-Market



TOTALS

MLS Status	4 Week Total
Active	402
Canceled	93
Pending	159
Sold	95
Temporarily Off-Market	18

DAILY MARKET CHANGE

Category	Sum of Hillsborough	*Back on Market can be from these sources - Pending, Temp Off Market, Cancelled and Expired Listing)
Back on the Market	2	
New Listings	4	
Price Decrease	8	
Price Increase	0	

7 DAY SOLD COMPARISON

Closed Prior Year	Volume	Count	Closed Prior Year	Volume	Count
Wednesday, February 12, 2025	\$660,100	4	Monday, February 12, 2024	\$2,346,400	8
Tuesday, February 11, 2025	\$4,891,000	4	Friday, February 09, 2024	\$936,900	4
Monday, February 10, 2025	\$1,815,000	4	Thursday, February 08, 2024	\$607,400	3
Friday, February 07, 2025	\$4,604,900	8	Wednesday, February 07, 2024	\$1,450,000	4
Thursday, February 06, 2025	\$2,640,000	7	Tuesday, February 06, 2024	\$1,154,000	4
Total	\$14,611,000	27	Total	\$6,494,700	23

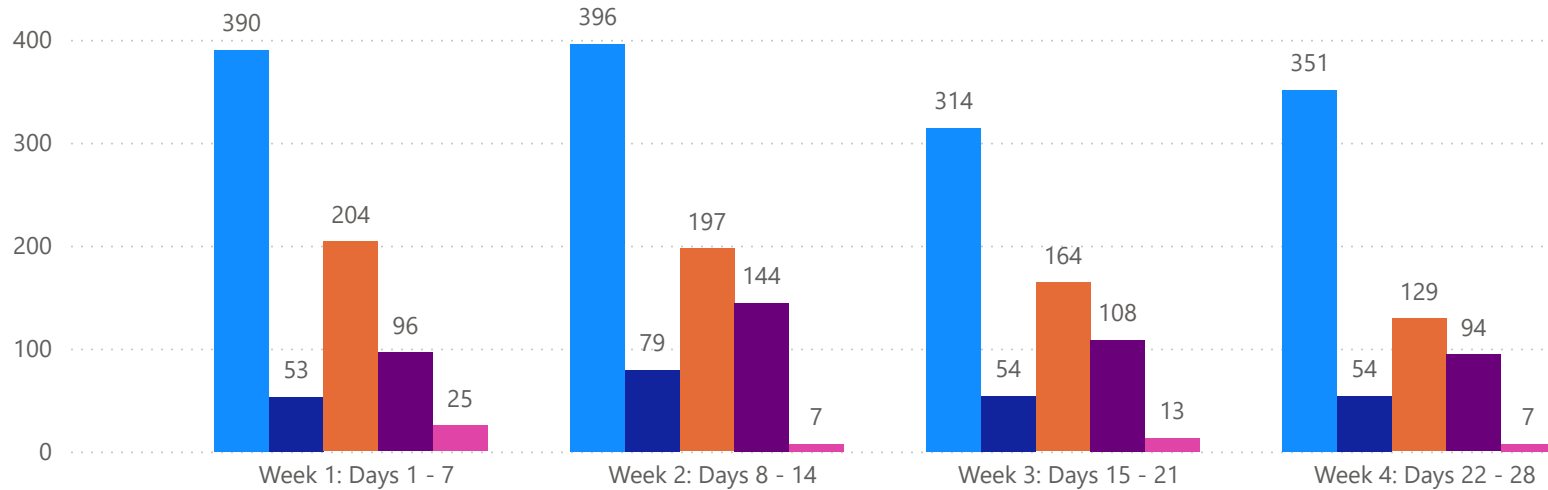


4 WEEK REAL ESTATE MARKET REPORT

SARASOTA COUNTY - SINGLE FAMILY HOME

2/12/2025

MLSStatus ● Active ● Canceled ● Pending ● Sold ● Temporarily Off-Market



TOTALS

MLS Status	4 Week Total
Active	1451
Canceled	240
Pending	694
Sold	442
Temporarily Off-Market	52

DAILY MARKET CHANGE

Category	Sum of Sarasota
Back on the Market	3
New Listings	27
Price Decrease	22
Price Increase	0

*Back on Market can be from these sources - Pending, Temp Off Market, Canceled and Expired Listing)

7 DAY SOLD COMPARISON

Closed Prior Year	Volume	Count	Closed Prior Year	Volume	Count
Wednesday, February 12, 2025	\$11,133,000	14	Monday, February 12, 2024	\$15,962,466	22
Tuesday, February 11, 2025	\$14,756,254	16	Sunday, February 11, 2024	\$667,000	2
Monday, February 10, 2025	\$9,866,900	17	Friday, February 09, 2024	\$17,188,118	28
Saturday, February 08, 2025	\$799,500	1	Thursday, February 08, 2024	\$11,430,201	17
Friday, February 07, 2025	\$29,907,307	40	Wednesday, February 07, 2024	\$9,446,900	20
Thursday, February 06, 2025	\$5,066,900	8	Tuesday, February 06, 2024	\$15,356,390	18
Total	\$71,529,861	96	Total	\$70,051,075	107

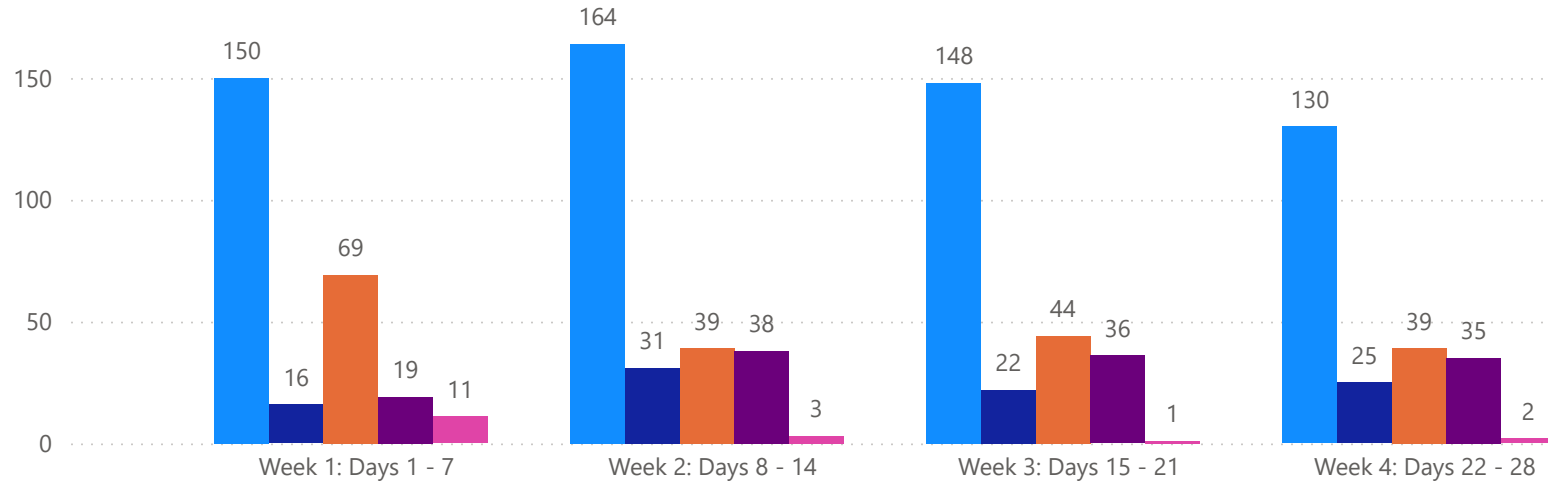


4 WEEK REAL ESTATE MARKET REPORT

SARASOTA COUNTY - CONDO

2/12/2025

MLSStatus ● Active ● Canceled ● Pending ● Sold ● Temporarily Off-Market



TOTALS

MLS Status	4 Week Total
Active	592
Canceled	94
Pending	191
Sold	128
Temporarily Off-Market	17

DAILY MARKET CHANGE

Category	Sum of Sarasota
Back on the Market	1
New Listings	4
Price Decrease	6
Price Increase	0

*Back on Market can be from these sources - Pending, Temp Off Market, Canceled and Expired Listing)

7 DAY SOLD COMPARISON

Closed Prior Year	Volume	Count	Closed Prior Year	Volume	Count
Wednesday, February 12, 2025	\$3,055,900	5	Monday, February 12, 2024	\$4,050,000	6
Tuesday, February 11, 2025	\$520,000	2	Friday, February 09, 2024	\$6,132,500	7
Monday, February 10, 2025	\$1,698,000	4	Thursday, February 08, 2024	\$1,555,500	3
Friday, February 07, 2025	\$2,734,400	5	Wednesday, February 07, 2024	\$1,230,000	2
Thursday, February 06, 2025	\$800,000	3	Tuesday, February 06, 2024	\$2,003,000	4
Total	\$8,808,300	19	Total	\$14,971,000	22

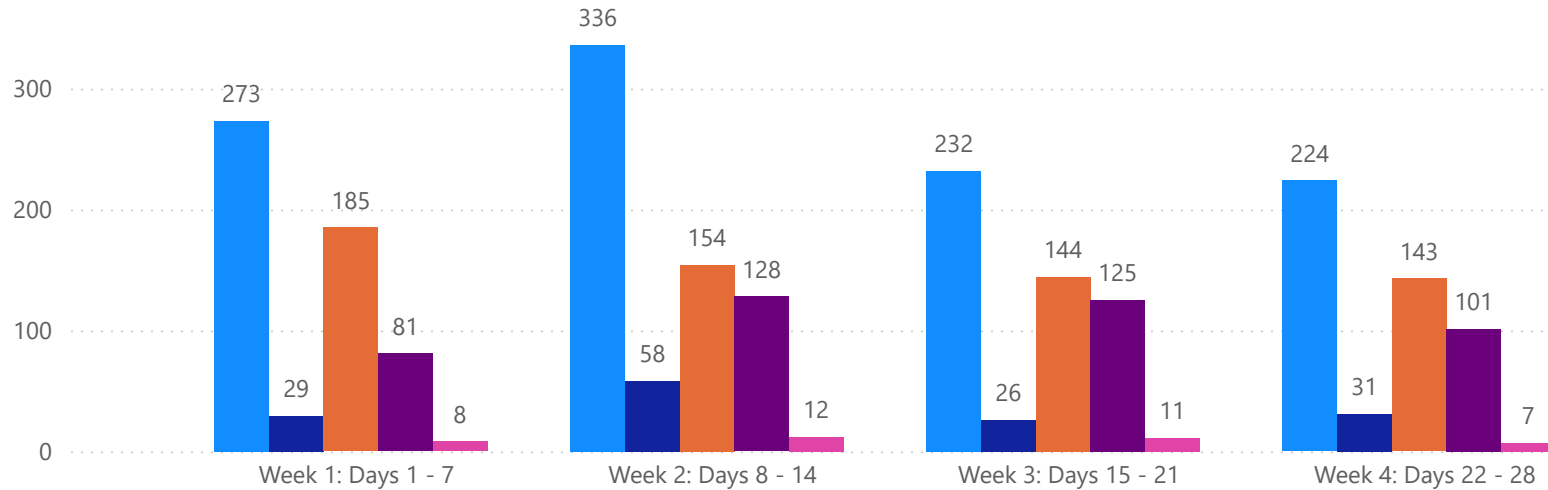


4 WEEK REAL ESTATE MARKET REPORT

MANATEE COUNTY - SINGLE FAMILY HOME

2/12/2025

MlsStatus ● Active ● Canceled ● Pending ● Sold ● Temporarily Off-Market



TOTALS

MLS Status	4 Week Total
Active	1065
Canceled	144
Pending	626
Sold	435
Temporarily Off-Market	38

DAILY MARKET CHANGE

Category	Sum of Manatee
Back on the Market	3
New Listings	8
Price Decrease	17
Price Increase	4

*Back on Market can be from these sources - Pending, Temp Off Market, Cancelled and Expired Listing)

7 DAY SOLD COMPARISON

Closed Prior Year	Volume	Count	Closed Prior Year	Volume	Count
Wednesday, February 12, 2025	\$5,348,700	11	Monday, February 12, 2024	\$4,781,130	6
Tuesday, February 11, 2025	\$9,776,990	15	Saturday, February 10, 2024	\$350,000	1
Monday, February 10, 2025	\$8,629,960	13	Friday, February 09, 2024	\$30,869,280	35
Friday, February 07, 2025	\$19,299,444	29	Thursday, February 08, 2024	\$8,378,118	15
Thursday, February 06, 2025	\$10,243,230	13	Wednesday, February 07, 2024	\$7,533,821	15
Total	\$53,298,324	81	Tuesday, February 06, 2024	\$7,768,932	14
			Total	\$59,681,281	86

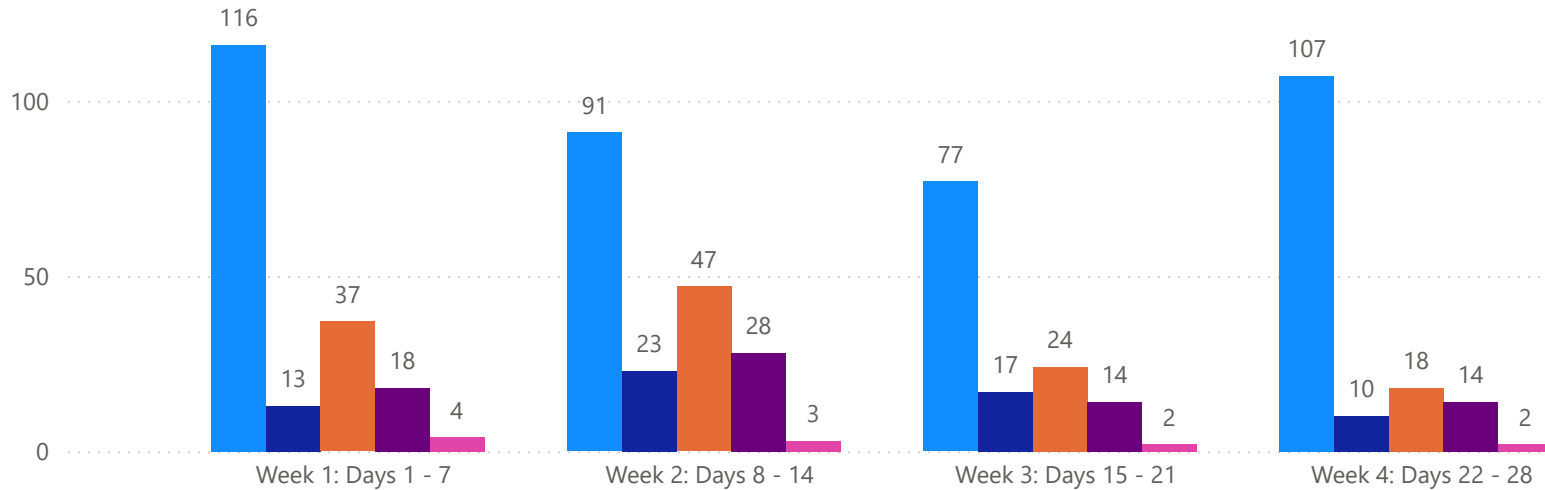


4 WEEK REAL ESTATE MARKET REPORT

MANATEE COUNTY - CONDO

2/12/2025

MLS Status ● Active ● Canceled ● Pending ● Sold ● Temporarily Off-Market



TOTALS

MLS Status	4 Week Total
Active	391
Canceled	63
Pending	126
Sold	74
Temporarily Off-Market	11

DAILY MARKET CHANGE

Category	Sum of Manatee
Back on the Market	3
New Listings	4
Price Decrease	8
Price Increase	0

*Back on Market can be from these sources - Pending, Temp Off Market, Canceled and Expired Listing)

7 DAY SOLD COMPARISON

Closed Prior Year	Volume	Count	Closed Prior Year	Volume	Count
Wednesday, February 12, 2025	\$293,000	2	Monday, February 12, 2024	\$2,390,000	5
Tuesday, February 11, 2025	\$1,731,000	4	Friday, February 09, 2024	\$4,706,000	10
Monday, February 10, 2025	\$336,000	2	Thursday, February 08, 2024	\$1,129,500	4
Friday, February 07, 2025	\$2,454,000	8	Wednesday, February 07, 2024	\$878,652	2
Thursday, February 06, 2025	\$635,000	2	Tuesday, February 06, 2024	\$1,452,000	2
Total	\$5,449,000	18	Total	\$10,556,152	23

