



4 WEEK REAL ESTATE MARKET REPORT

Monday, February 17, 2025

As of: Tuesday, February 18, 2025

- 1 Report Breakdown
- 2 Cumulative Tampa Bay Report - Single Family Home
- 3 Cumulative Tampa Bay Report - Condominium
- 4 Pinellas County - Single Family Home
- 5 Pinellas County - Condominium
- 6 Pasco County - Single Family Home
- 7 Pasco County - Condominium
- 8 Hillsborough County - Single Family Home
- 9 Hillsborough County - Condominium
- 10 Sarasota County - Single Family Home
- 11 Sarasota County - Condominium
- 12 Manatee County - Single Family Home
- 13 Manatee County - Condominium

4 WEEK REAL ESTATE MARKET REPORT

REPORT BREAKDOWN

Monday, February 17, 2025

as of: 2/18/2025



Day 1	Monday, February 17, 2025
Day 2	Sunday, February 16, 2025
Day 3	Saturday, February 15, 2025
Day 4	Friday, February 14, 2025
Day 5	Thursday, February 13, 2025
Day 6	Tuesday, February 18, 2025
Day 7	Monday, February 17, 2025
Day 8	Sunday, February 16, 2025
Day 9	Saturday, February 15, 2025
Day 10	Friday, February 14, 2025
Day 11	Thursday, February 13, 2025
Day 12	Wednesday, February 12, 2025
Day 13	Tuesday, February 11, 2025
Day 14	Monday, February 10, 2025
Day 15	Sunday, February 9, 2025
Day 16	Saturday, February 8, 2025
Day 17	Friday, February 7, 2025
Day 18	Thursday, February 6, 2025
Day 19	Wednesday, February 5, 2025
Day 20	Tuesday, February 4, 2025
Day 21	Monday, February 3, 2025
Day 22	Sunday, February 2, 2025
Day 23	Saturday, February 1, 2025
Day 24	Friday, January 31, 2025
Day 25	Thursday, January 30, 2025
Day 26	Wednesday, January 29, 2025
Day 27	Tuesday, January 28, 2025
Day 28	Monday, January 27, 2025

REPORT BREAKDOWN

GRAPH:

Active - Newly listed during the date range

Pending - Status changed to 'pending' during the date range

Sold - Closed during the date range

Canceled - Canceled during the date range

Temp off Market - Status changed to 'temp' off market' during the date range

The date ranges are not cumulative.

Day 1: Monday, February 17, 2025

Day 28: Monday, January 27, 2025

TOTALS:

4 Weeks: The summation of each date range (Day 1 - Day 28)

Market Changes

Day 1's New Listings, Price Increase, Price Decreases and Back on Market

Manatee County - Single Family Home

7 Day Sold Comparison

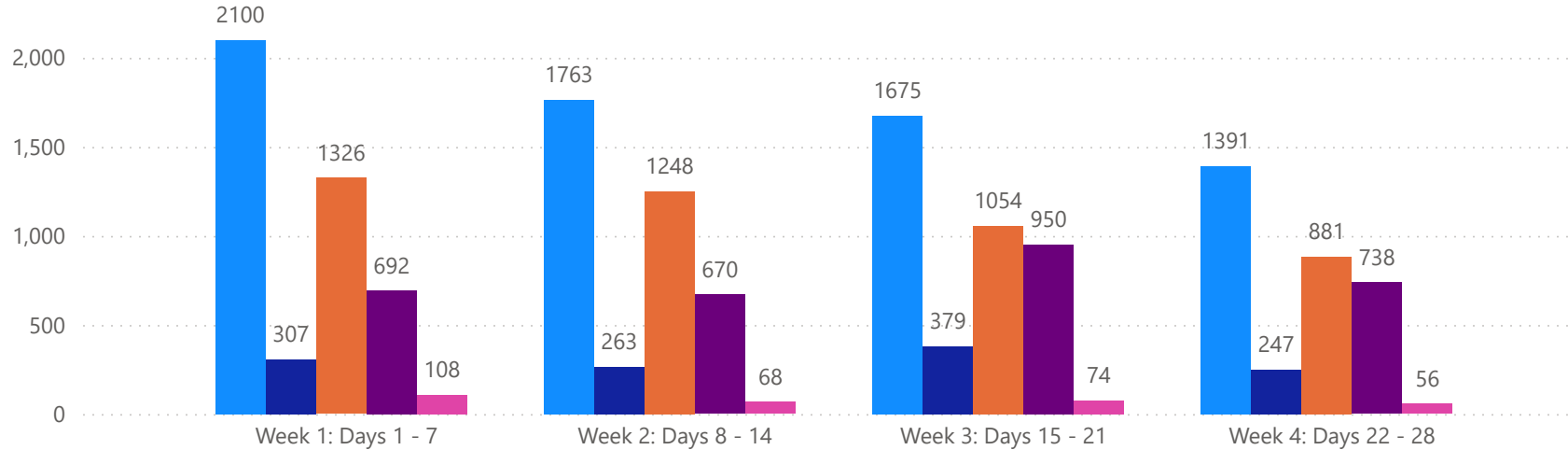
Compares the sold amount and volume in the last 7 days against the same timeframe in the prior year and days 8 - days 14.

4 WEEK REAL ESTATE MARKET REPORT

TAMPA BAY - SINGLE FAMILY HOME

2/17/2025

MlsStatus ● Active ● Canceled ● Pending ● Sold ● Temporarily Off-Market



TOTALS

MLS Status	4 Week Total
Active	6929
Canceled	1196
Pending	4509
Sold	3050
Temporarily Off-Market	306

DAILY MARKET CHANGE

Category	Sum of Total	
Back on the Market	19	*Back on Market can be from these sources - Pending, Temp Off Market, Cancelled and Expired Listing)
New Listings	85	
Price Decrease	129	
Price Increase	19	

7 DAY SOLD COMPARISON

Closed Prior Year	Volume	Count	Closed Prior Year	Volume	Count
Monday, February 17, 2025	\$5,229,340	8	Saturday, February 17, 2024	\$3,793,772	9
Sunday, February 16, 2025	\$1,039,000	2	Friday, February 16, 2024	\$164,940,647	281
Saturday, February 15, 2025	\$1,593,900	4	Thursday, February 15, 2024	\$116,879,247	209
Friday, February 14, 2025	\$140,414,186	259	Wednesday, February 14, 2024	\$73,778,712	144
Thursday, February 13, 2025	\$83,654,563	168	Tuesday, February 13, 2024	\$49,470,523	97
Wednesday, February 12, 2025	\$82,617,961	134	Monday, February 12, 2024	\$66,391,532	125
Tuesday, February 11, 2025	\$67,390,273	117	Sunday, February 11, 2024	\$1,087,000	3
Total	\$381,939,223	692	Total	\$476,341,433	868

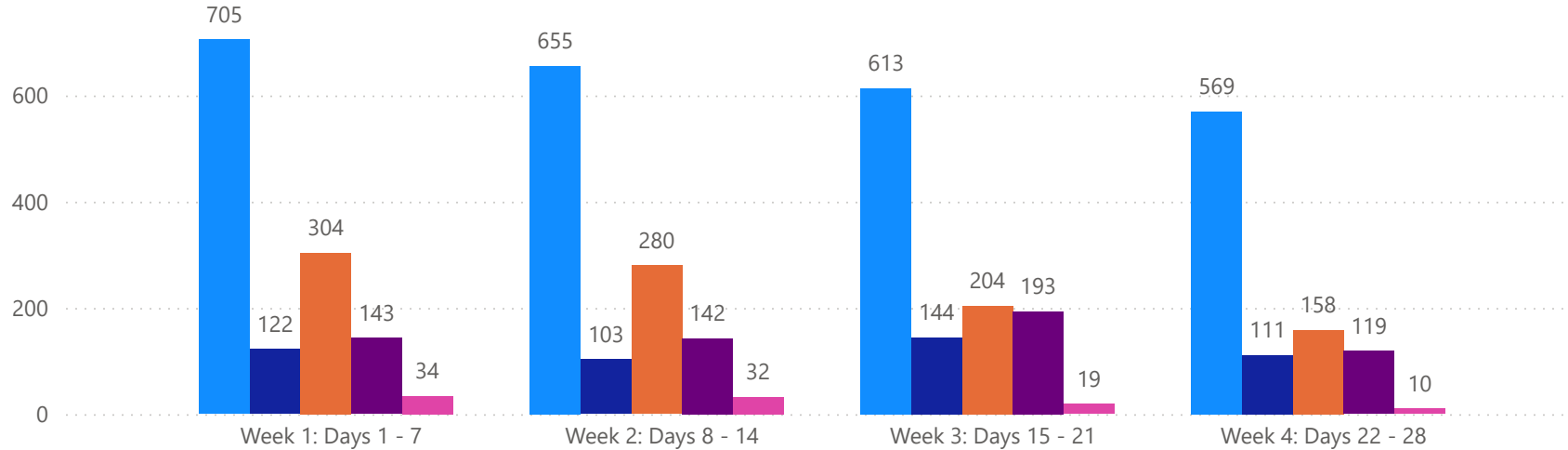


4 WEEK REAL ESTATE MARKET REPORT

TAMPA BAY - CONDO

2/17/2025

MLS Status ● Active ● Canceled ● Pending ● Sold ● Temporarily Off-Market



TOTALS

MLS Status	4 Week Total
Active	2542
Canceled	480
Pending	946
Sold	597
Temporarily Off-Market	95

DAILY MARKET CHANGE

Category	Sum of Total	
Back on the Market	7	*Back on Market can be from these sources - Pending, Temp Off Market, Cancelled and Expired Listing)
New Listings	20	
Price Decrease	36	
Price Increase	0	

7 DAY SOLD COMPARISON

Closed Prior Year	Volume	Count	Closed Prior Year	Volume	Count
Monday, February 17, 2025	\$336,000	2	Saturday, February 17, 2024	\$400,000	2
Friday, February 14, 2025	\$31,223,100	64	Friday, February 16, 2024	\$31,404,750	60
Thursday, February 13, 2025	\$15,238,694	26	Thursday, February 15, 2024	\$23,194,800	51
Wednesday, February 12, 2025	\$10,404,500	30	Wednesday, February 14, 2024	\$9,991,910	27
Tuesday, February 11, 2025	\$9,740,000	21	Tuesday, February 13, 2024	\$12,405,260	21
Total	\$66,942,294	143	Monday, February 12, 2024	\$15,433,290	37
			Sunday, February 11, 2024	\$420,000	1
			Total	\$93,250,010	199

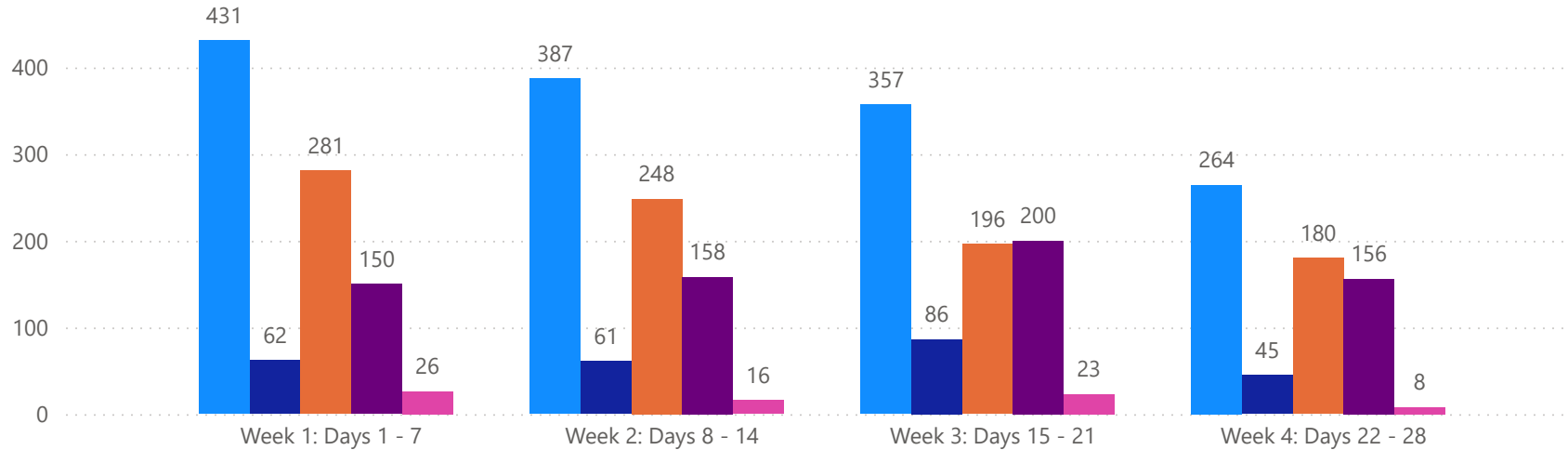


4 WEEK REAL ESTATE MARKET REPORT

PINELLAS COUNTY - SINGLE FAMILY HOME

2/17/2025

MlsStatus ● Active ● Canceled ● Pending ● Sold ● Temporarily Off-Market



TOTALS

MLS Status	4 Week Total
Active	1439
Canceled	254
Pending	905
Sold	664
Temporarily Off-Market	73

DAILY MARKET CHANGE

Category	Sum of Pinellas
Back on the Market	3
New Listings	19
Price Decrease	32
Price Increase	5

*Back on Market can be from these sources - Pending, Temp Off Market, Canceled and Expired Listing)

7 DAY SOLD COMPARISON

Closed Prior Year	Volume	Count	Closed Prior Year	Volume	Count
Monday, February 17, 2025	\$655,000	2	Saturday, February 17, 2024	\$363,000	1
Friday, February 14, 2025	\$29,907,995	56	Friday, February 16, 2024	\$38,420,950	64
Thursday, February 13, 2025	\$17,716,100	37	Thursday, February 15, 2024	\$25,526,888	47
Wednesday, February 12, 2025	\$27,886,827	32	Wednesday, February 14, 2024	\$14,300,000	26
Tuesday, February 11, 2025	\$13,556,385	23	Tuesday, February 13, 2024	\$11,297,100	23
Total	\$89,722,307	150	Monday, February 12, 2024	\$13,212,600	22
			Total	\$103,120,538	183

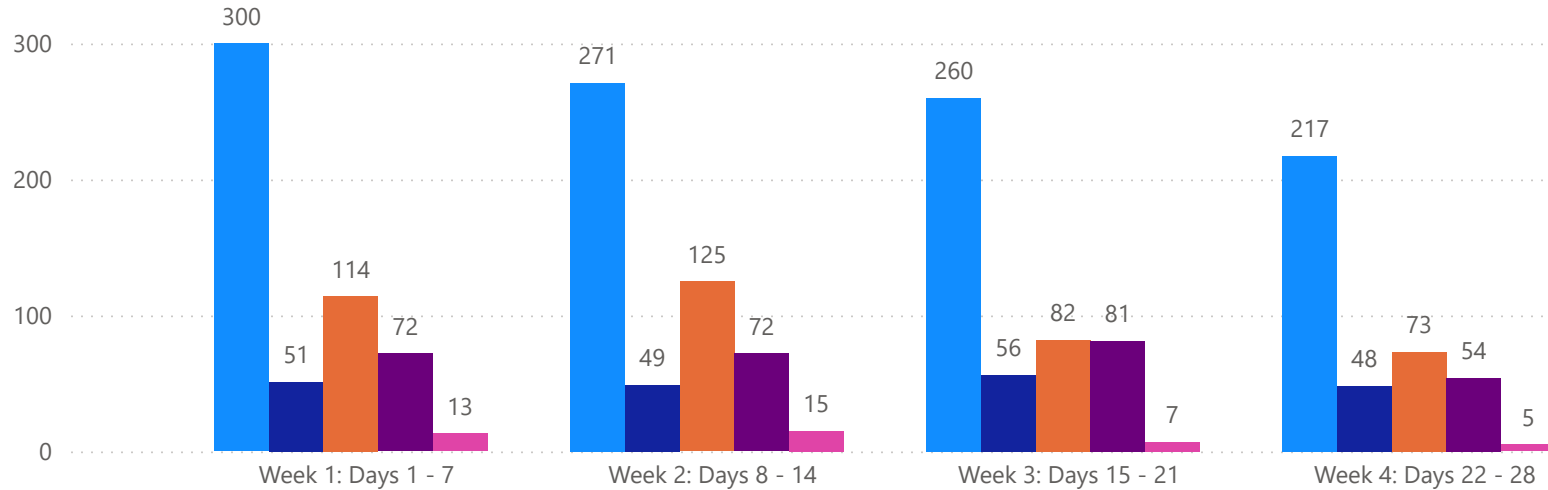


4 WEEK REAL ESTATE MARKET REPORT

PINELLAS COUNTY - CONDO

2/17/2025

MLSStatus ● Active ● Canceled ● Pending ● Sold ● Temporarily Off-Market



TOTALS

MLS Status	4 Week Total
Active	1048
Canceled	204
Pending	394
Sold	279
Temporarily Off-Market	40

DAILY MARKET CHANGE

Category	Sum of Pinellas
Back on the Market	0
New Listings	2
Price Decrease	2
Price Increase	0

*Back on Market can be from these sources - Pending, Temp Off Market, Cancelled and Expired Listing)

7 DAY SOLD COMPARISON

Closed Prior Year	Volume	Count	Closed Prior Year	Volume	Count
Monday, February 17, 2025	\$115,000	1	Friday, February 16, 2024	\$13,512,750	34
Friday, February 14, 2025	\$14,870,700	32	Thursday, February 15, 2024	\$9,312,500	23
Thursday, February 13, 2025	\$11,049,794	18	Wednesday, February 14, 2024	\$3,745,500	13
Wednesday, February 12, 2025	\$3,436,500	11	Tuesday, February 13, 2024	\$1,769,000	6
Tuesday, February 11, 2025	\$2,310,000	10	Monday, February 12, 2024	\$6,267,890	16
Total	\$31,781,994	72	Sunday, February 11, 2024	\$420,000	1
			Total	\$35,027,640	93

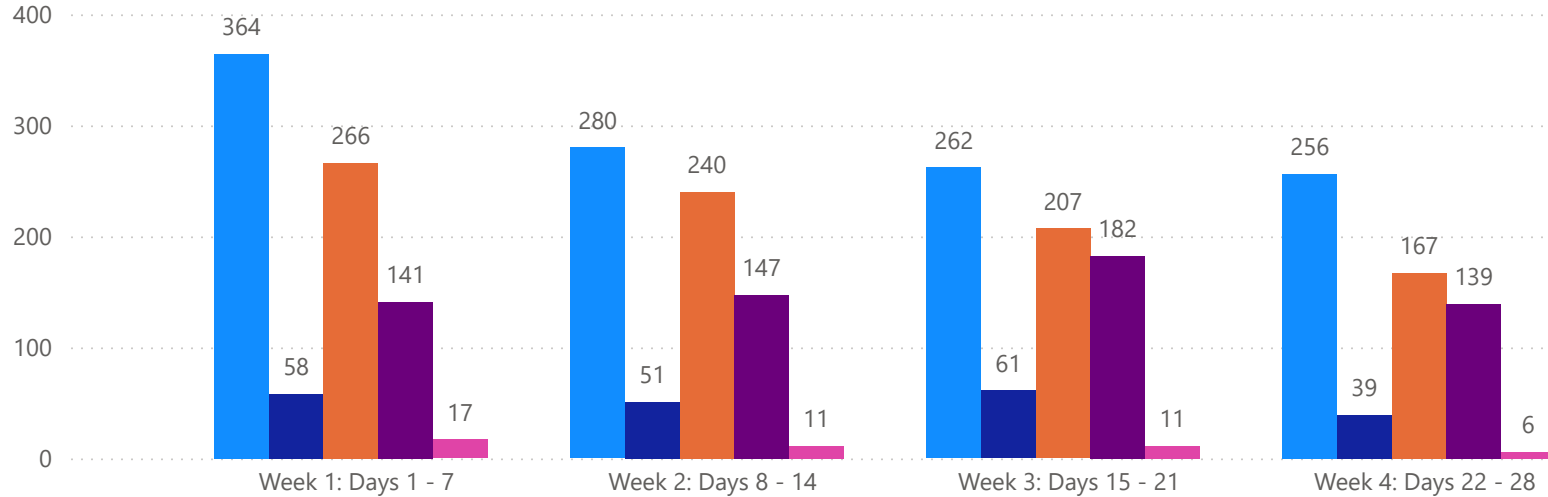


4 WEEK REAL ESTATE MARKET REPORT

PASCO COUNTY - SINGLE FAMILY HOME

2/17/2025

MLS Status ● Active ● Canceled ● Pending ● Sold ● Temporarily Off-Market



TOTALS

MLS Status	4 Week Total
Active	1162
Canceled	209
Pending	880
Sold	609
Temporarily Off-Market	45

DAILY MARKET CHANGE

Category	Sum of Pasco
Back on the Market	6
New Listings	7
Price Decrease	26
Price Increase	3

*Back on Market can be from these sources - Pending, Temp Off Market, Canceled and Expired Listing)

7 DAY SOLD COMPARISON

Closed Prior Year	Volume	Count	Closed Prior Year	Volume	Count
Monday, February 17, 2025	\$399,990	1	Saturday, February 17, 2024	\$1,456,272	4
Saturday, February 15, 2025	\$387,900	1	Friday, February 16, 2024	\$31,536,525	68
Friday, February 14, 2025	\$20,817,078	43	Thursday, February 15, 2024	\$20,940,102	45
Thursday, February 13, 2025	\$19,754,666	45	Wednesday, February 14, 2024	\$13,991,929	32
Wednesday, February 12, 2025	\$9,750,541	27	Tuesday, February 13, 2024	\$11,479,594	25
Tuesday, February 11, 2025	\$8,996,507	24	Monday, February 12, 2024	\$9,672,000	24
Total	\$60,106,682	141	Total	\$89,076,422	198

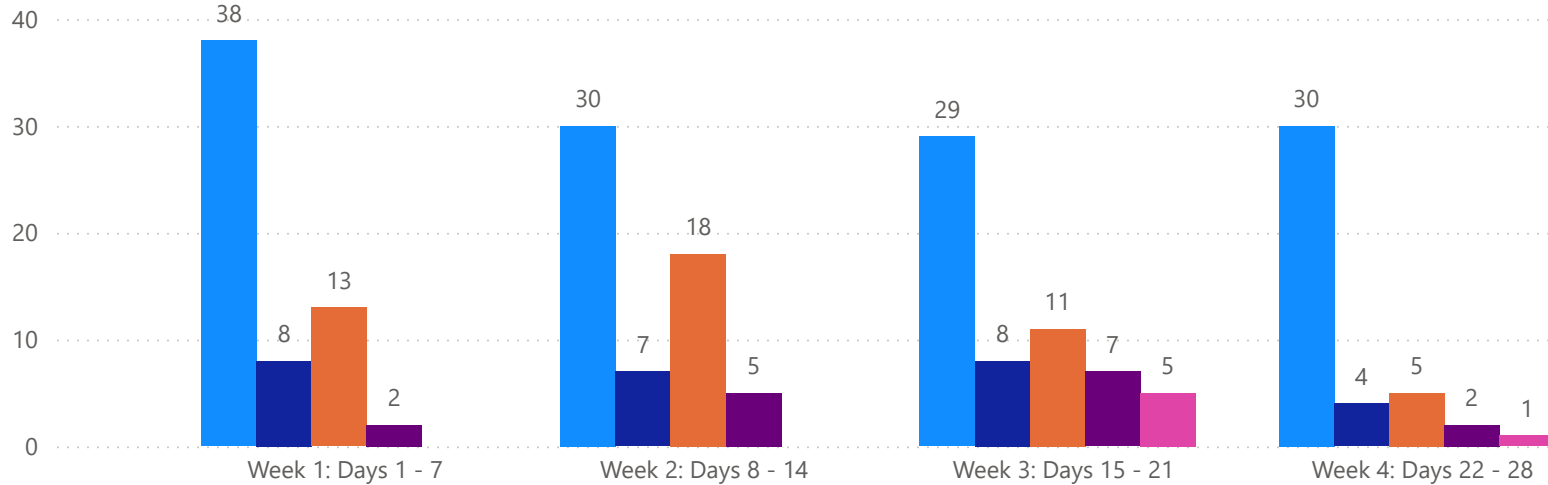


4 WEEK REAL ESTATE MARKET REPORT

PASCO COUNTY - CONDO

2/17/2025

MLSStatus ● Active ● Canceled ● Pending ● Sold ● Temporarily Off-Market



TOTALS

MLS Status	4 Week Total
Active	127
Canceled	27
Pending	47
Sold	16
Temporarily Off-Market	6

DAILY MARKET CHANGE

Category	Sum of Pasco
Back on the Market	1
New Listings	6
Price Decrease	12
Price Increase	0

*Back on Market can be from these sources - Pending, Temp Off Market, Cancelled and Expired Listing)

7 DAY SOLD COMPARISON

Closed Prior Year	Volume	Count
Thursday, February 13, 2025	\$155,000	1
Tuesday, February 11, 2025	\$288,000	1
Total	\$443,000	2

Closed Prior Year	Volume	Count
Friday, February 16, 2024	\$611,000	3
Thursday, February 15, 2024	\$465,000	3
Wednesday, February 14, 2024	\$255,500	2
Monday, February 12, 2024	\$379,000	2
Total	\$1,710,500	10

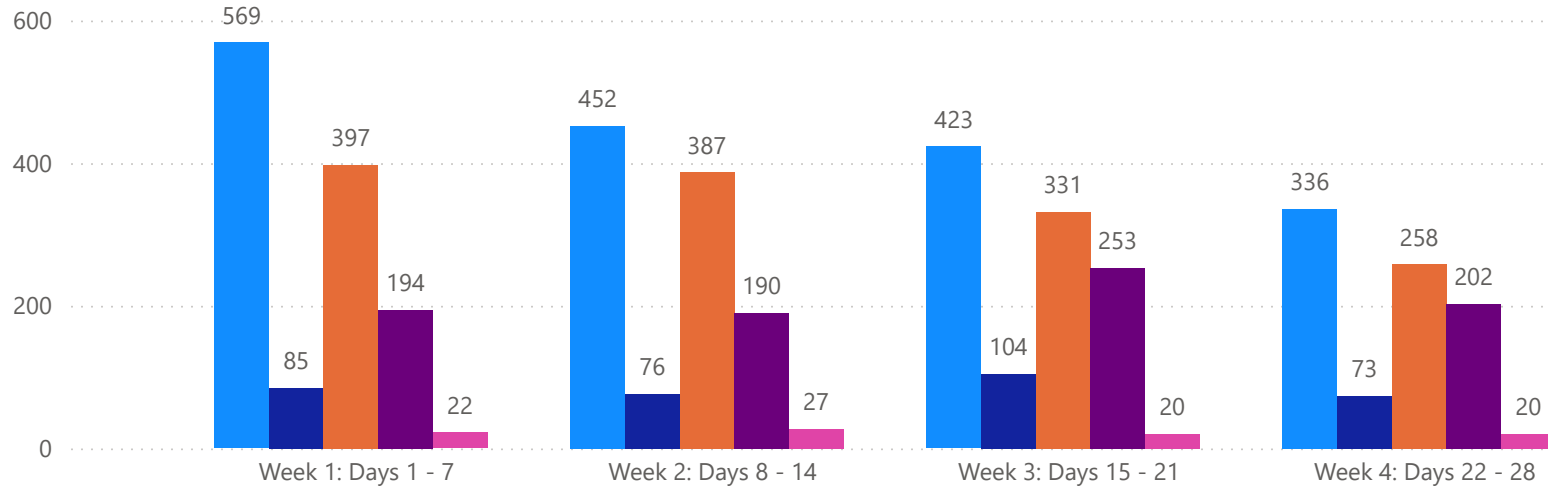


4 WEEK REAL ESTATE MARKET REPORT

HILLSBOROUGH COUNTY - SINGLE FAMILY HOME

2/17/2025

MLS Status ● Active ● Canceled ● Pending ● Sold ● Temporarily Off-Market



TOTALS

MLS Status	4 Week Total
Active	1780
Canceled	338
Pending	1373
Sold	839
Temporarily Off-Market	89

DAILY MARKET CHANGE

Category	Sum of Hillsborough	*Back on Market can be from these sources - Pending, Temp Off Market, Cancelled and Expired Listing)
Back on the Market	4	
New Listings	24	
Price Decrease	32	
Price Increase	7	

7 DAY SOLD COMPARISON

Closed Prior Year	Volume	Count	Closed Prior Year	Volume	Count
Monday, February 17, 2025	\$451,000	1	Saturday, February 17, 2024	\$970,500	2
Saturday, February 15, 2025	\$275,000	1	Friday, February 16, 2024	\$31,137,468	60
Friday, February 14, 2025	\$44,853,739	85	Thursday, February 15, 2024	\$32,082,950	60
Thursday, February 13, 2025	\$17,215,540	36	Wednesday, February 14, 2024	\$25,120,780	47
Wednesday, February 12, 2025	\$18,340,113	36	Tuesday, February 13, 2024	\$15,439,766	31
Tuesday, February 11, 2025	\$17,323,909	35	Monday, February 12, 2024	\$22,763,336	51
Total	\$98,459,301	194	Sunday, February 11, 2024	\$420,000	1
			Total	\$127,934,800	252

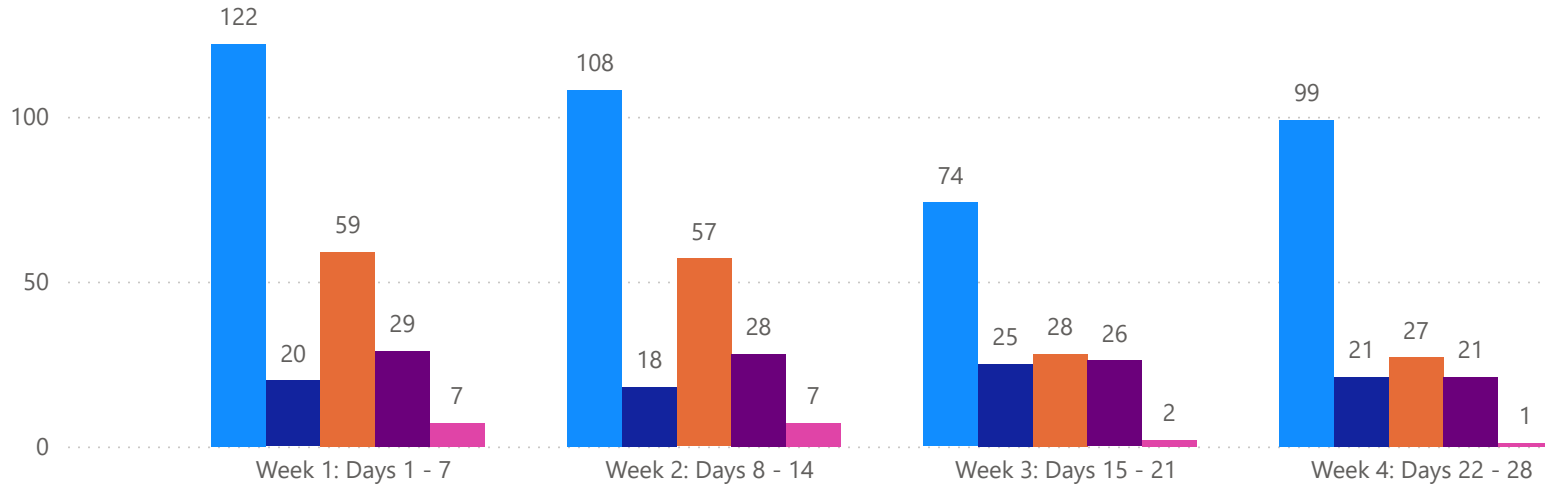


4 WEEK REAL ESTATE MARKET REPORT

HILLSBOROUGH COUNTY - CONDO

2/17/2025

MLS Status ● Active ● Canceled ● Pending ● Sold ● Temporarily Off-Market



TOTALS

MLS Status	4 Week Total
Active	403
Canceled	84
Pending	171
Sold	104
Temporarily Off-Market	17

DAILY MARKET CHANGE

Category	Sum of Hillsborough	*Back on Market can be from these sources - Pending, Temp Off Market, Canceled and Expired Listing)
Back on the Market	2	
New Listings	4	
Price Decrease	8	
Price Increase	0	

7 DAY SOLD COMPARISON

Closed Prior Year	Volume	Count	Closed Prior Year	Volume	Count
Monday, February 17, 2025	\$221,000	1	Saturday, February 17, 2024	\$400,000	2
Friday, February 14, 2025	\$5,532,900	14	Friday, February 16, 2024	\$2,109,000	7
Thursday, February 13, 2025	\$2,640,000	2	Thursday, February 15, 2024	\$1,052,900	4
Wednesday, February 12, 2025	\$1,324,100	8	Wednesday, February 14, 2024	\$2,822,000	5
Tuesday, February 11, 2025	\$4,891,000	4	Tuesday, February 13, 2024	\$864,800	3
Total	\$14,609,000	29	Monday, February 12, 2024	\$2,346,400	8
			Total	\$9,595,100	29

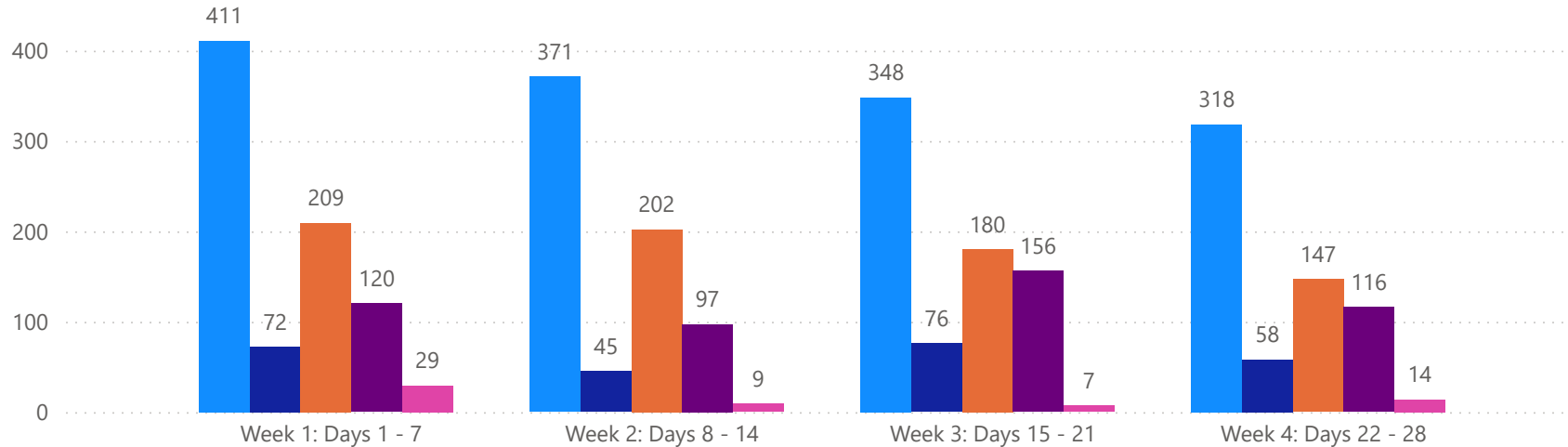


4 WEEK REAL ESTATE MARKET REPORT

SARASOTA COUNTY - SINGLE FAMILY HOME

2/17/2025

MLS Status ● Active ● Canceled ● Pending ● Sold ● Temporarily Off-Market



TOTALS

MLS Status	4 Week Total
Active	1448
Canceled	251
Pending	738
Sold	489
Temporarily Off-Market	59

DAILY MARKET CHANGE

Category	Sum of Sarasota
Back on the Market	3
New Listings	27
Price Decrease	22
Price Increase	0

*Back on Market can be from these sources - Pending, Temp Off Market, Canceled and Expired Listing)

7 DAY SOLD COMPARISON

Closed Prior Year	Volume	Count	Closed Prior Year	Volume	Count
Monday, February 17, 2025	\$3,723,350	4	Friday, February 16, 2024	\$36,637,870	49
Sunday, February 16, 2025	\$1,039,000	2	Thursday, February 15, 2024	\$22,773,612	32
Friday, February 14, 2025	\$30,808,825	47	Wednesday, February 14, 2024	\$6,175,375	16
Thursday, February 13, 2025	\$16,744,476	29	Tuesday, February 13, 2024	\$5,556,550	8
Wednesday, February 12, 2025	\$18,985,890	22	Monday, February 12, 2024	\$15,962,466	22
Tuesday, February 11, 2025	\$14,756,254	16	Sunday, February 11, 2024	\$667,000	2
Total	\$86,057,795	120	Total	\$87,772,873	129

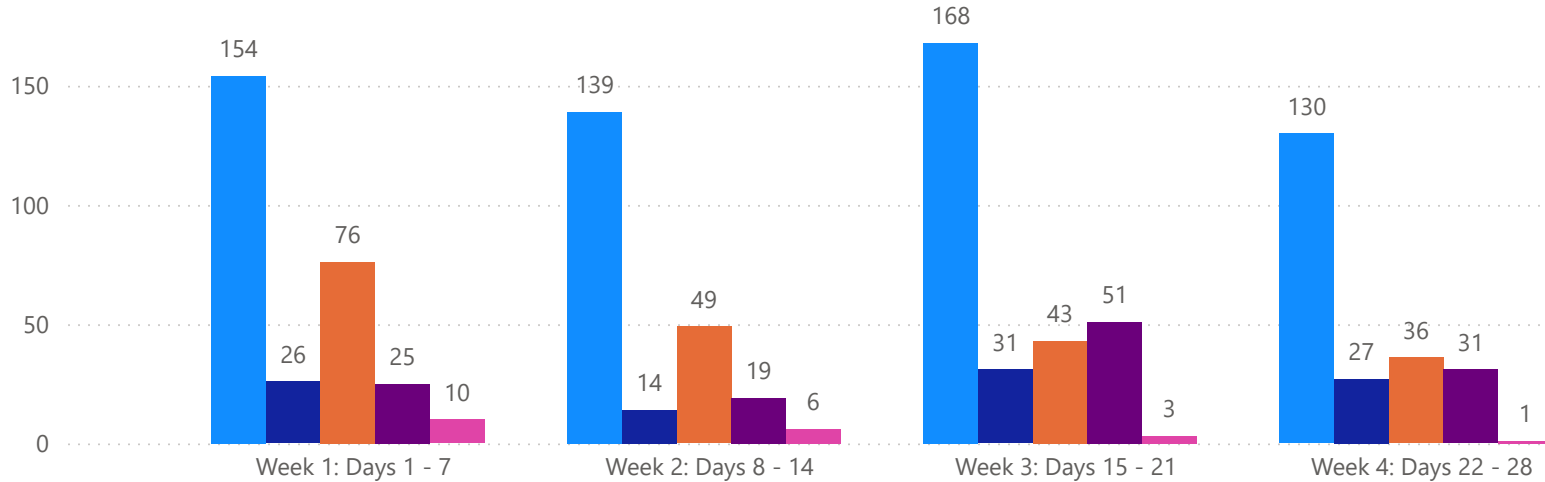


4 WEEK REAL ESTATE MARKET REPORT

SARASOTA COUNTY - CONDO

2/17/2025

MLS Status ● Active ● Canceled ● Pending ● Sold ● Temporarily Off-Market



TOTALS

MLS Status	4 Week Total
Active	591
Canceled	98
Pending	204
Sold	126
Temporarily Off-Market	20

DAILY MARKET CHANGE

Category	Sum of Sarasota
Back on the Market	1
New Listings	4
Price Decrease	6
Price Increase	0

*Back on Market can be from these sources - Pending, Temp Off Market, Cancelled and Expired Listing)

7 DAY SOLD COMPARISON

Closed Prior Year	Volume	Count	Closed Prior Year	Volume	Count
Friday, February 14, 2025	\$8,619,500	12	Friday, February 16, 2024	\$12,589,000	11
Thursday, February 13, 2025	\$1,065,000	4	Thursday, February 15, 2024	\$9,311,900	14
Wednesday, February 12, 2025	\$4,410,900	7	Wednesday, February 14, 2024	\$2,037,000	4
Tuesday, February 11, 2025	\$520,000	2	Tuesday, February 13, 2024	\$7,456,000	6
Total	\$14,615,400	25	Monday, February 12, 2024	\$4,050,000	6
			Total	\$35,443,900	41

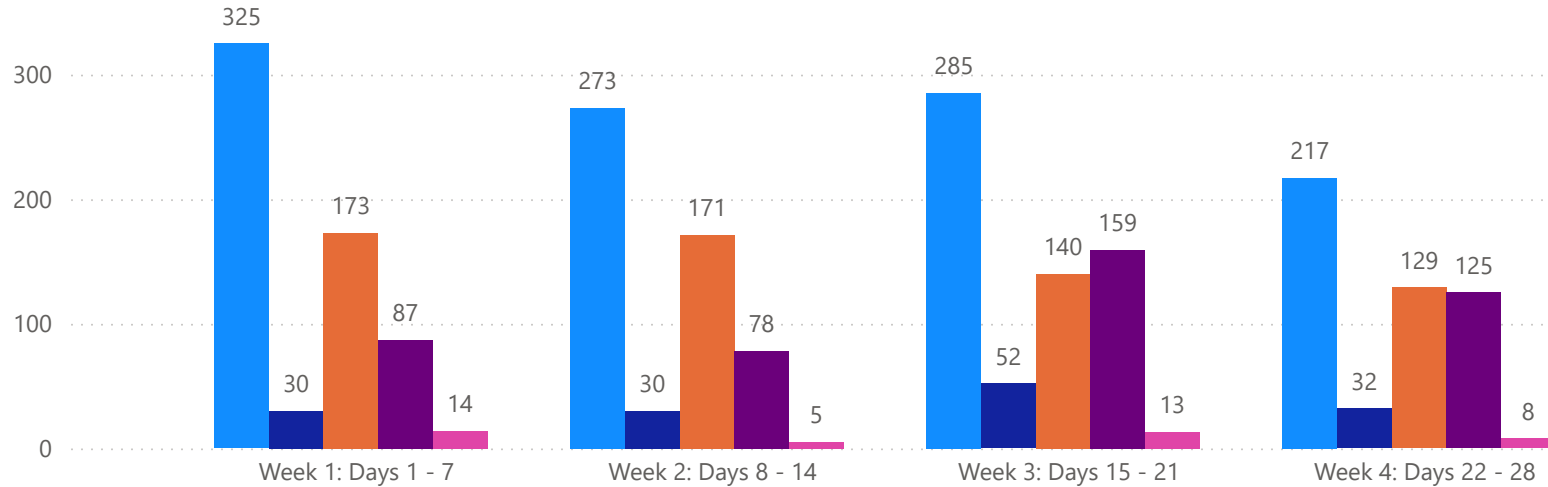


4 WEEK REAL ESTATE MARKET REPORT

MANATEE COUNTY - SINGLE FAMILY HOME

2/17/2025

MLS Status ● Active ● Canceled ● Pending ● Sold ● Temporarily Off-Market



TOTALS

MLS Status	4 Week Total
Active	1100
Canceled	144
Pending	613
Sold	449
Temporarily Off-Market	40

DAILY MARKET CHANGE

Category	Sum of Manatee
Back on the Market	3
New Listings	8
Price Decrease	17
Price Increase	4

*Back on Market can be from these sources - Pending, Temp Off Market, Cancelled and Expired Listing)

7 DAY SOLD COMPARISON

Closed Prior Year	Volume	Count	Closed Prior Year	Volume	Count
Saturday, February 15, 2025	\$931,000	2	Saturday, February 17, 2024	\$1,004,000	2
Friday, February 14, 2025	\$14,026,549	28	Friday, February 16, 2024	\$27,207,834	40
Thursday, February 13, 2025	\$12,223,781	21	Thursday, February 15, 2024	\$15,555,695	25
Wednesday, February 12, 2025	\$7,654,590	17	Wednesday, February 14, 2024	\$14,190,628	23
Tuesday, February 11, 2025	\$12,757,218	19	Tuesday, February 13, 2024	\$5,697,513	10
Total	\$47,593,138	87	Monday, February 12, 2024	\$4,781,130	6
			Total	\$68,436,800	106

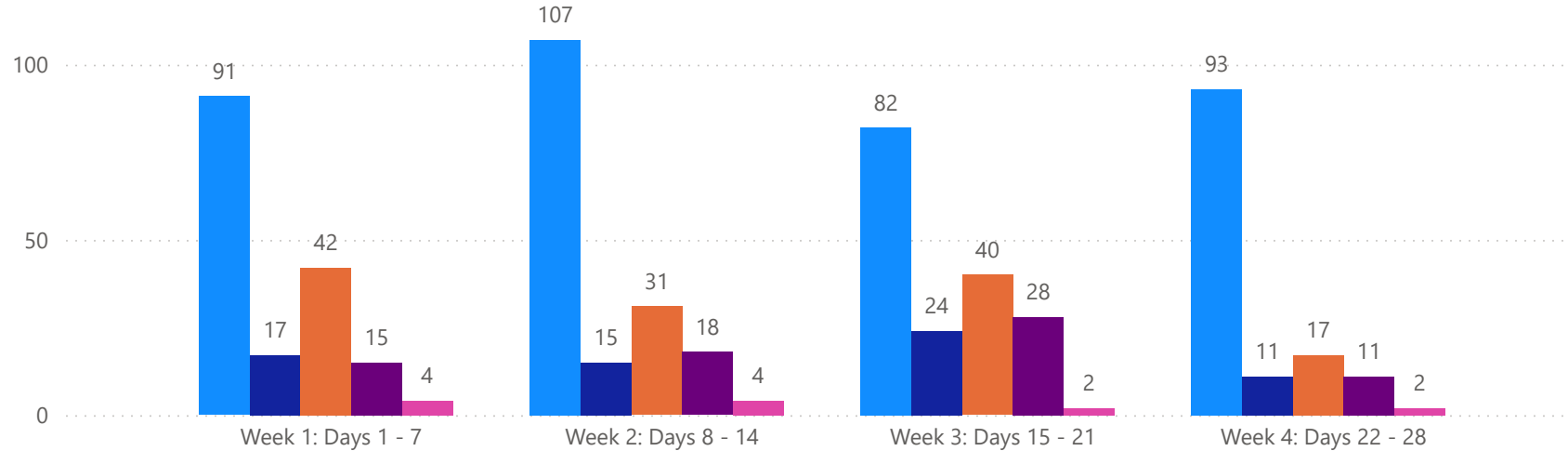


4 WEEK REAL ESTATE MARKET REPORT

MANATEE COUNTY - CONDO

2/17/2025

MLS Status ● Active ● Canceled ● Pending ● Sold ● Temporarily Off-Market



TOTALS

MLS Status	4 Week Total
Active	373
Canceled	67
Pending	130
Sold	72
Temporarily Off-Market	12

DAILY MARKET CHANGE

Category	Sum of Manatee
Back on the Market	3
New Listings	4
Price Decrease	8
Price Increase	0

*Back on Market can be from these sources - Pending, Temp Off Market, Canceled and Expired Listing)

7 DAY SOLD COMPARISON

Closed Prior Year	Volume	Count	Closed Prior Year	Volume	Count
Friday, February 14, 2025	\$2,200,000	6	Friday, February 16, 2024	\$2,583,000	5
Thursday, February 13, 2025	\$328,900	1	Thursday, February 15, 2024	\$3,052,500	7
Wednesday, February 12, 2025	\$1,233,000	4	Wednesday, February 14, 2024	\$1,131,910	3
Tuesday, February 11, 2025	\$1,731,000	4	Tuesday, February 13, 2024	\$2,315,460	6
Total	\$5,492,900	15	Monday, February 12, 2024	\$2,390,000	5
			Total	\$11,472,870	26

