



# 4 WEEK REAL ESTATE MARKET REPORT

Monday, February 24, 2025

*As of: Tuesday, February 25, 2025*

- 1 Report Breakdown
- 2 Cumulative Tampa Bay Report - Single Family Home
- 3 Cumulative Tampa Bay Report - Condominium
- 4 Pinellas County - Single Family Home
- 5 Pinellas County - Condominium
- 6 Pasco County - Single Family Home
- 7 Pasco County - Condominium
- 8 Hillsborough County - Single Family Home
- 9 Hillsborough County - Condominium
- 10 Sarasota County - Single Family Home
- 11 Sarasota County - Condominium
- 12 Manatee County - Single Family Home
- 13 Manatee County - Condominium

# 4 WEEK REAL ESTATE MARKET REPORT

## REPORT BREAKDOWN

Monday, February 24, 2025

as of: 2/25/2025



<b>Day 1</b>	Monday, February 24, 2025
<b>Day 2</b>	Sunday, February 23, 2025
<b>Day 3</b>	Saturday, February 22, 2025
<b>Day 4</b>	Friday, February 21, 2025
<b>Day 5</b>	Thursday, February 20, 2025
<b>Day 6</b>	Tuesday, February 25, 2025
<b>Day 7</b>	Monday, February 24, 2025
<b>Day 8</b>	Sunday, February 23, 2025
<b>Day 9</b>	Saturday, February 22, 2025
<b>Day 10</b>	Friday, February 21, 2025
<b>Day 11</b>	Thursday, February 20, 2025
<b>Day 12</b>	Wednesday, February 19, 2025
<b>Day 13</b>	Tuesday, February 18, 2025
<b>Day 14</b>	Monday, February 17, 2025
<b>Day 15</b>	Sunday, February 16, 2025
<b>Day 16</b>	Saturday, February 15, 2025
<b>Day 17</b>	Friday, February 14, 2025
<b>Day 18</b>	Thursday, February 13, 2025
<b>Day 19</b>	Wednesday, February 12, 2025
<b>Day 20</b>	Tuesday, February 11, 2025
<b>Day 21</b>	Monday, February 10, 2025
<b>Day 22</b>	Sunday, February 9, 2025
<b>Day 23</b>	Saturday, February 8, 2025
<b>Day 24</b>	Friday, February 7, 2025
<b>Day 25</b>	Thursday, February 6, 2025
<b>Day 26</b>	Wednesday, February 5, 2025
<b>Day 27</b>	Tuesday, February 4, 2025
<b>Day 28</b>	Monday, February 3, 2025

### REPORT BREAKDOWN

#### GRAPH:

Active - Newly listed during the date range

Pending - Status changed to 'pending' during the date range

Sold - Closed during the date range

Canceled - Canceled during the date range

Temp off Market - Status changed to 'temp' off market' during the date range

The date ranges are not cumulative.

Day 1: Monday, February 24, 2025

Day 28: Monday, February 3, 2025

#### TOTALS:

4 Weeks: The summation of each date range (Day 1 - Day 28)

#### Market Changes

Day 1's New Listings, Price Increase, Price Decreases and Back on Market

Manatee County - Single Family Home

#### 7 Day Sold Comparison

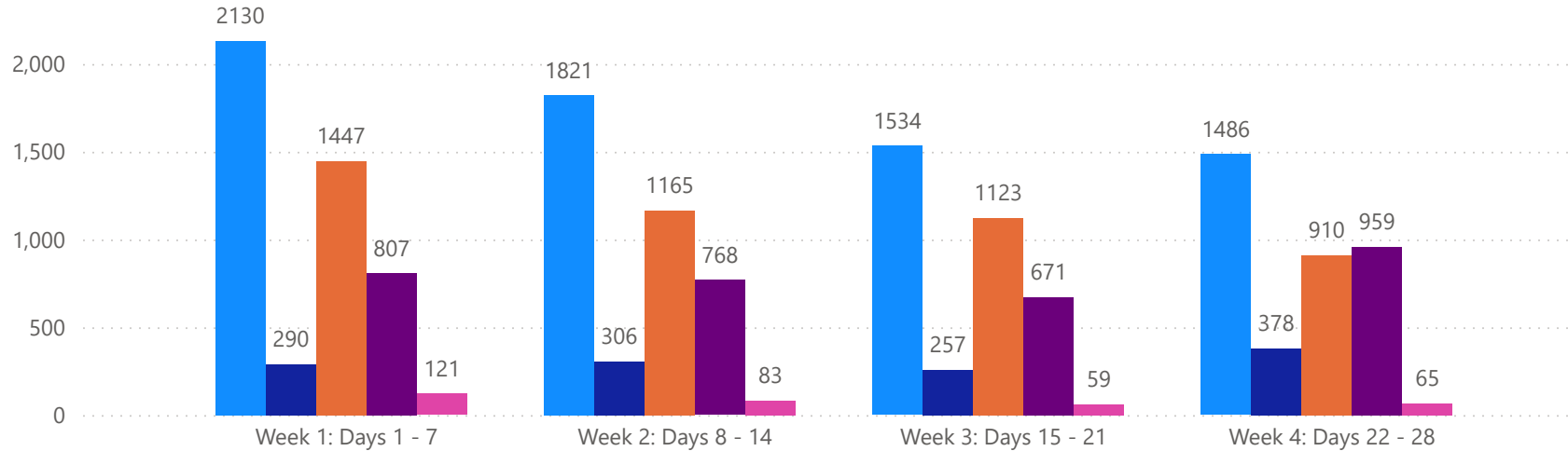
Compares the sold amount and volume in the last 7 days against the same timeframe in the prior year and days 8 - days 14.

# 4 WEEK REAL ESTATE MARKET REPORT

## TAMPA BAY - SINGLE FAMILY HOME

### 2/24/2025

**MLSStatus** ● Active ● Canceled ● Pending ● Sold ● Temporarily Off-Market



All data is current as of today, though some MLS statuses may have changed from prior days.

### TOTALS

MLS Status	4 Week Total
Active	6971
Canceled	1231
Pending	4645
Sold	3205
Temporarily Off-Market	328

### DAILY MARKET CHANGE

Category	Sum of Total	
Back on the Market	60	*Back on Market can be from these sources - Pending, Temp Off Market, Cancelled and Expired Listing)
New Listings	211	
Price Decrease	426	
Price Increase	40	

### 7 DAY SOLD COMPARISON

Closed Prior Year	Volume	Count	Closed Prior Year	Volume	Count
Monday, February 24, 2025	\$43,731,502	81	Saturday, February 24, 2024	\$8,060,935	14
Sunday, February 23, 2025	\$306,080	1	Friday, February 23, 2024	\$201,679,929	329
Saturday, February 22, 2025	\$1,220,000	2	Thursday, February 22, 2024	\$92,325,297	160
Friday, February 21, 2025	\$149,141,739	257	Wednesday, February 21, 2024	\$79,642,793	140
Thursday, February 20, 2025	\$91,536,556	161	Tuesday, February 20, 2024	\$105,647,527	194
Wednesday, February 19, 2025	\$72,431,242	138	Monday, February 19, 2024	\$28,879,321	44
Tuesday, February 18, 2025	\$90,994,346	167	Sunday, February 18, 2024	\$2,728,909	7
<b>Total</b>	<b>\$449,361,465</b>	<b>807</b>	<b>Total</b>	<b>\$518,964,711</b>	<b>888</b>

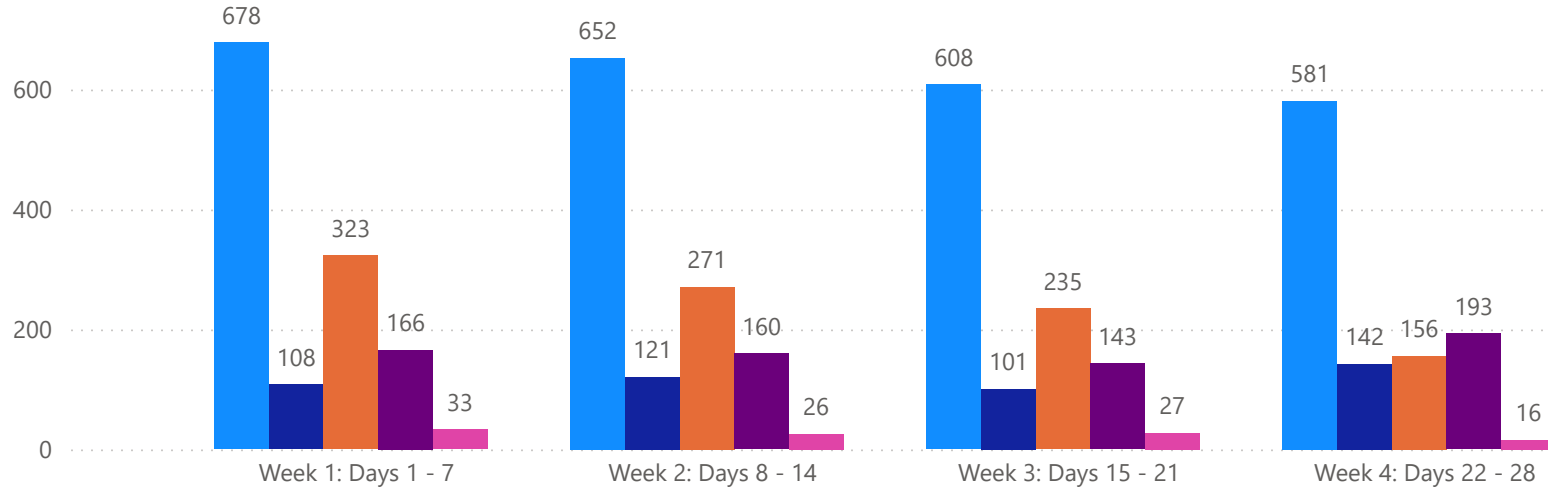


# 4 WEEK REAL ESTATE MARKET REPORT

## TAMPA BAY - CONDO

### 2/24/2025

**MLS Status** ● Active ● Canceled ● Pending ● Sold ● Temporarily Off-Market



All data is current as of today, though some MLS statuses may have changed from prior days.

### TOTALS

MLS Status	4 Week Total
Active	2519
Canceled	472
Pending	985
Sold	662
Temporarily Off-Market	102

### DAILY MARKET CHANGE

Category	Sum of Total	
Back on the Market	13	*Back on Market can be from these sources - Pending, Temp Off Market, Cancelled and Expired Listing)
New Listings	61	
Price Decrease	140	
Price Increase	2	

### 7 DAY SOLD COMPARISON

Closed Prior Year	Volume	Count	Closed Prior Year	Volume	Count
Monday, February 24, 2025	\$6,929,500	17	Saturday, February 24, 2024	\$767,000	3
Friday, February 21, 2025	\$17,216,200	50	Friday, February 23, 2024	\$17,520,299	52
Thursday, February 20, 2025	\$14,921,723	36	Thursday, February 22, 2024	\$13,380,550	39
Wednesday, February 19, 2025	\$14,422,100	24	Wednesday, February 21, 2024	\$8,586,831	27
Tuesday, February 18, 2025	\$12,747,300	39	Tuesday, February 20, 2024	\$21,776,400	47
<b>Total</b>	<b>\$66,236,823</b>	<b>166</b>	Monday, February 19, 2024	\$1,694,000	6
			<b>Total</b>	<b>\$63,725,080</b>	<b>174</b>

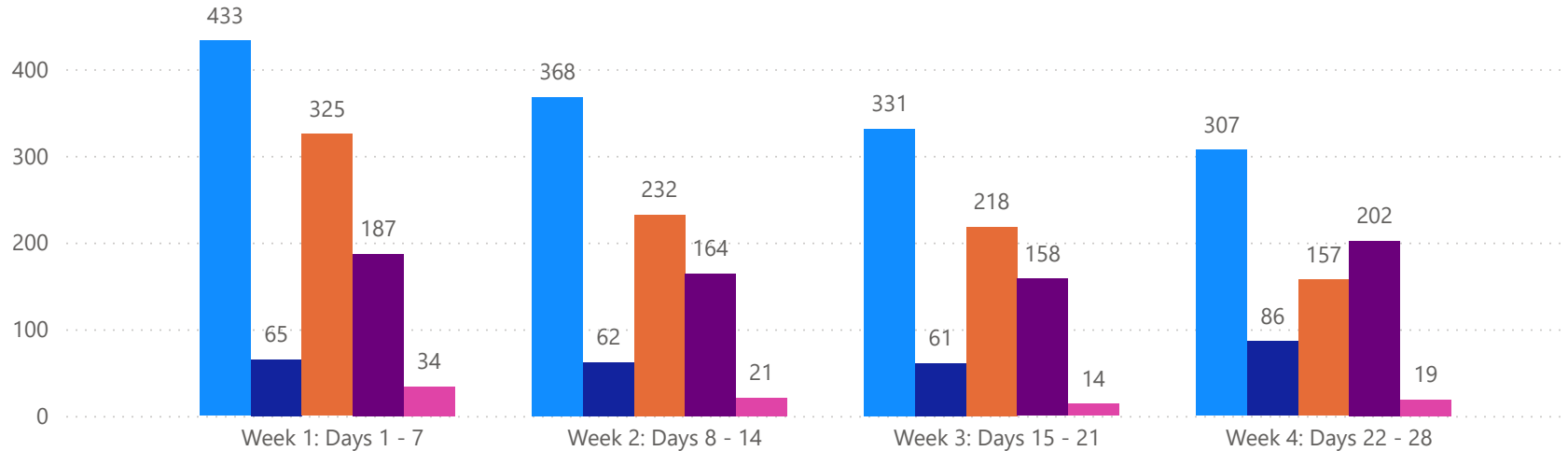


# 4 WEEK REAL ESTATE MARKET REPORT

## PINELLAS COUNTY - SINGLE FAMILY HOME

### 2/24/2025

**MLS Status** ● Active ● Canceled ● Pending ● Sold ● Temporarily Off-Market



All data is current as of today, though some MLS statuses may have changed from prior days.

### TOTALS

MLS Status	4 Week Total
Active	1439
Canceled	274
Pending	932
Sold	711
Temporarily Off-Market	88

### DAILY MARKET CHANGE

Category	Sum of Pinellas
Back on the Market	15
New Listings	42
Price Decrease	97
Price Increase	4

\*Back on Market can be from these sources - Pending, Temp Off Market, Canceled and Expired Listing)

### 7 DAY SOLD COMPARISON

Closed Prior Year	Volume	Count	Closed Prior Year	Volume	Count
Monday, February 24, 2025	\$7,054,000	12	Saturday, February 24, 2024	\$916,000	3
Friday, February 21, 2025	\$35,590,225	57	Friday, February 23, 2024	\$36,103,800	64
Thursday, February 20, 2025	\$26,987,800	43	Thursday, February 22, 2024	\$14,388,625	29
Wednesday, February 19, 2025	\$15,450,500	33	Wednesday, February 21, 2024	\$8,960,500	19
Tuesday, February 18, 2025	\$26,095,000	42	Tuesday, February 20, 2024	\$19,773,200	35
<b>Total</b>	<b>\$111,177,525</b>	<b>187</b>	Monday, February 19, 2024	\$1,659,045	3
			<b>Total</b>	<b>\$81,801,170</b>	<b>153</b>

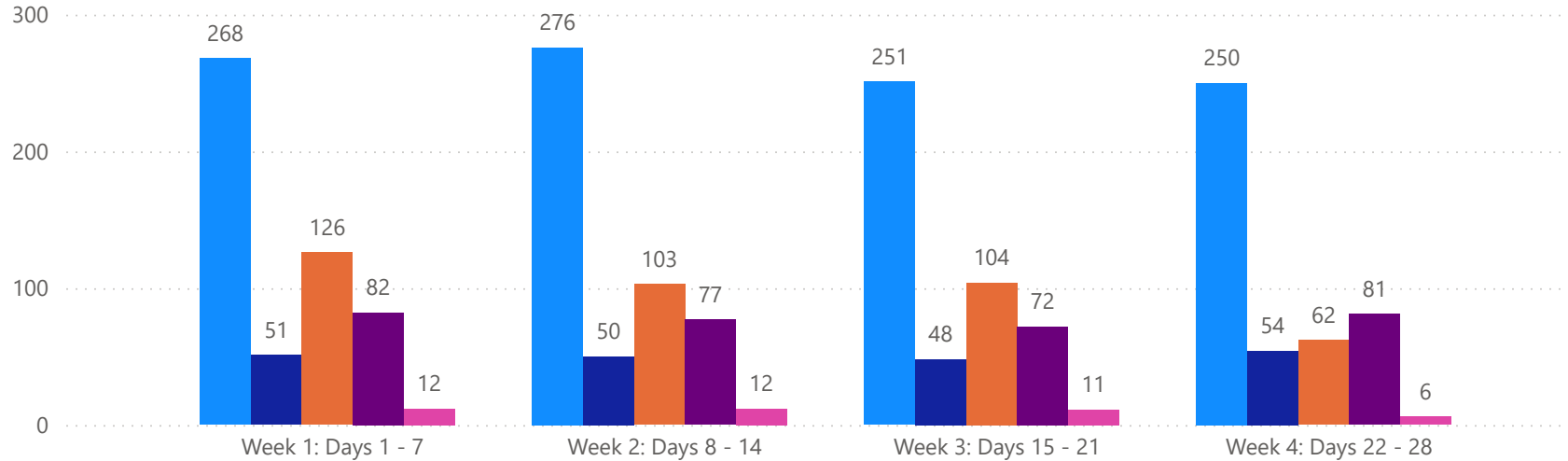


# 4 WEEK REAL ESTATE MARKET REPORT

## PINELLAS COUNTY - CONDO

### 2/24/2025

**MLSStatus** ● Active ● Canceled ● Pending ● Sold ● Temporarily Off-Market



All data is current as of today, though some MLS statuses may have changed from prior days.

### TOTALS

MLS Status	4 Week Total
Active	1045
Canceled	203
Pending	395
Sold	312
Temporarily Off-Market	41

### DAILY MARKET CHANGE

Category	Sum of Pinellas
Back on the Market	6
New Listings	26
Price Decrease	48
Price Increase	0

\*Back on Market can be from these sources - Pending, Temp Off Market, Canceled and Expired Listing)

### 7 DAY SOLD COMPARISON

Closed Prior Year	Volume	Count	Closed Prior Year	Volume	Count
Monday, February 24, 2025	\$3,396,600	7	Saturday, February 24, 2024	\$357,000	2
Friday, February 21, 2025	\$7,350,000	26	Friday, February 23, 2024	\$9,230,399	24
Thursday, February 20, 2025	\$8,571,723	24	Thursday, February 22, 2024	\$3,922,400	14
Wednesday, February 19, 2025	\$6,184,000	10	Wednesday, February 21, 2024	\$4,036,331	12
Tuesday, February 18, 2025	\$4,655,900	15	Tuesday, February 20, 2024	\$13,076,400	26
<b>Total</b>	<b>\$30,158,223</b>	<b>82</b>	Monday, February 19, 2024	\$1,035,000	3
			<b>Total</b>	<b>\$31,657,530</b>	<b>81</b>

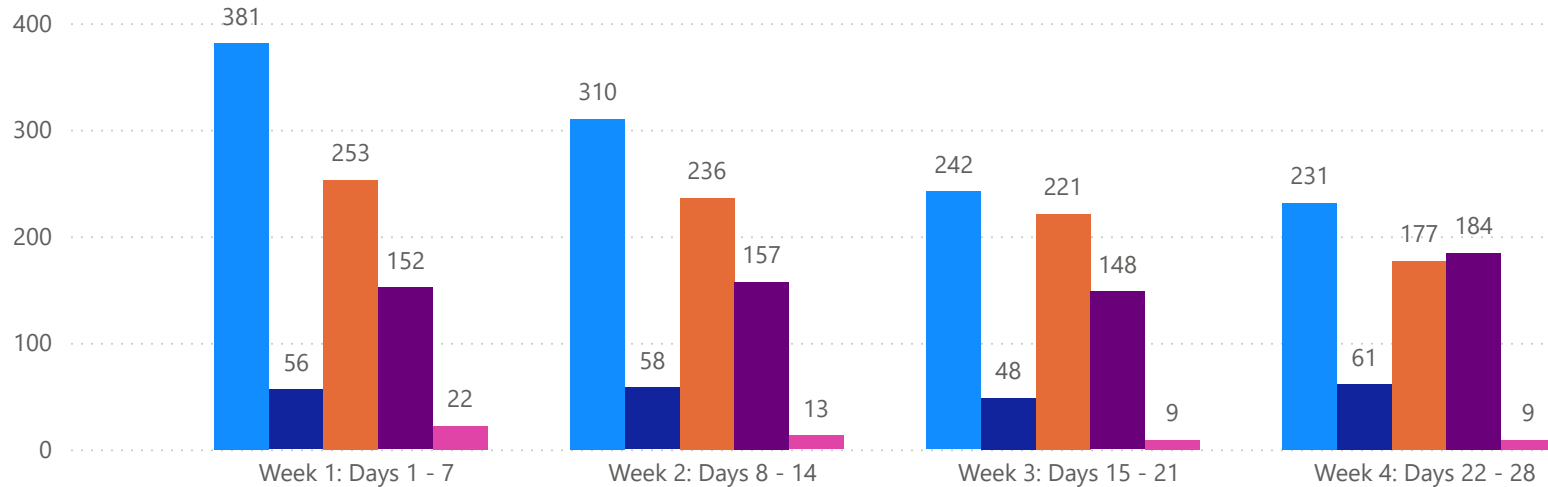


# 4 WEEK REAL ESTATE MARKET REPORT

## PASCO COUNTY - SINGLE FAMILY HOME

### 2/24/2025

**MLSStatus** ● Active ● Canceled ● Pending ● Sold ● Temporarily Off-Market



All data is current as of today, though some MLS statuses may have changed from prior days.

### TOTALS

MLS Status	4 Week Total
Active	1164
Canceled	223
Pending	887
Sold	641
Temporarily Off-Market	53

### DAILY MARKET CHANGE

Category	Sum of Pasco
Back on the Market	10
New Listings	38
Price Decrease	70
Price Increase	23

\*Back on Market can be from these sources - Pending, Temp Off Market, Canceled and Expired Listing)

### 7 DAY SOLD COMPARISON

Closed Prior Year	Volume	Count	Closed Prior Year	Volume	Count
Monday, February 24, 2025	\$6,426,150	16	Saturday, February 24, 2024	\$1,783,305	4
Sunday, February 23, 2025	\$306,080	1	Friday, February 23, 2024	\$27,699,849	70
Friday, February 21, 2025	\$18,246,937	45	Thursday, February 22, 2024	\$10,343,146	27
Thursday, February 20, 2025	\$11,638,665	30	Wednesday, February 21, 2024	\$16,451,127	37
Wednesday, February 19, 2025	\$11,033,183	25	Tuesday, February 20, 2024	\$18,156,230	43
Tuesday, February 18, 2025	\$13,434,022	35	Monday, February 19, 2024	\$6,577,170	15
<b>Total</b>	<b>\$61,085,037</b>	<b>152</b>	Sunday, February 18, 2024	\$145,000	1
			<b>Total</b>	<b>\$81,155,827</b>	<b>197</b>

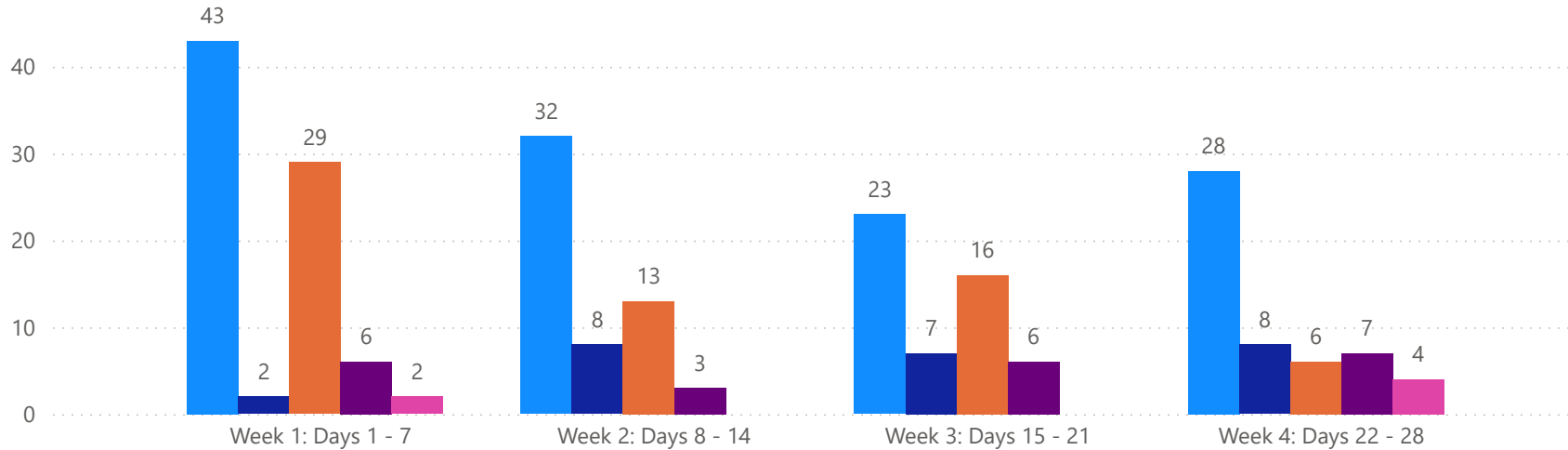


# 4 WEEK REAL ESTATE MARKET REPORT

## PASCO COUNTY - CONDO

### 2/24/2025

MLS Status ● Active ● Canceled ● Pending ● Sold ● Temporarily Off-Market



All data is current as of today, though some MLS statuses may have changed from prior days.

### TOTALS

MLS Status	4 Week Total
Active	126
Canceled	25
Pending	64
Sold	22
Temporarily Off-Market	6

### DAILY MARKET CHANGE

Category	Sum of Pasco
Back on the Market	2
New Listings	2
Price Decrease	8
Price Increase	1

\*Back on Market can be from these sources - Pending, Temp Off Market, Canceled and Expired Listing)

### 7 DAY SOLD COMPARISON

Closed Prior Year	Volume	Count	Closed Prior Year	Volume	Count
Thursday, February 20, 2025	\$89,000	1	Friday, February 23, 2024	\$462,500	3
Wednesday, February 19, 2025	\$140,000	1	Thursday, February 22, 2024	\$419,900	3
Tuesday, February 18, 2025	\$481,900	4	Wednesday, February 21, 2024	\$722,000	4
<b>Total</b>	<b>\$710,900</b>	<b>6</b>	Tuesday, February 20, 2024	\$194,500	1
			<b>Total</b>	<b>\$1,798,900</b>	<b>11</b>



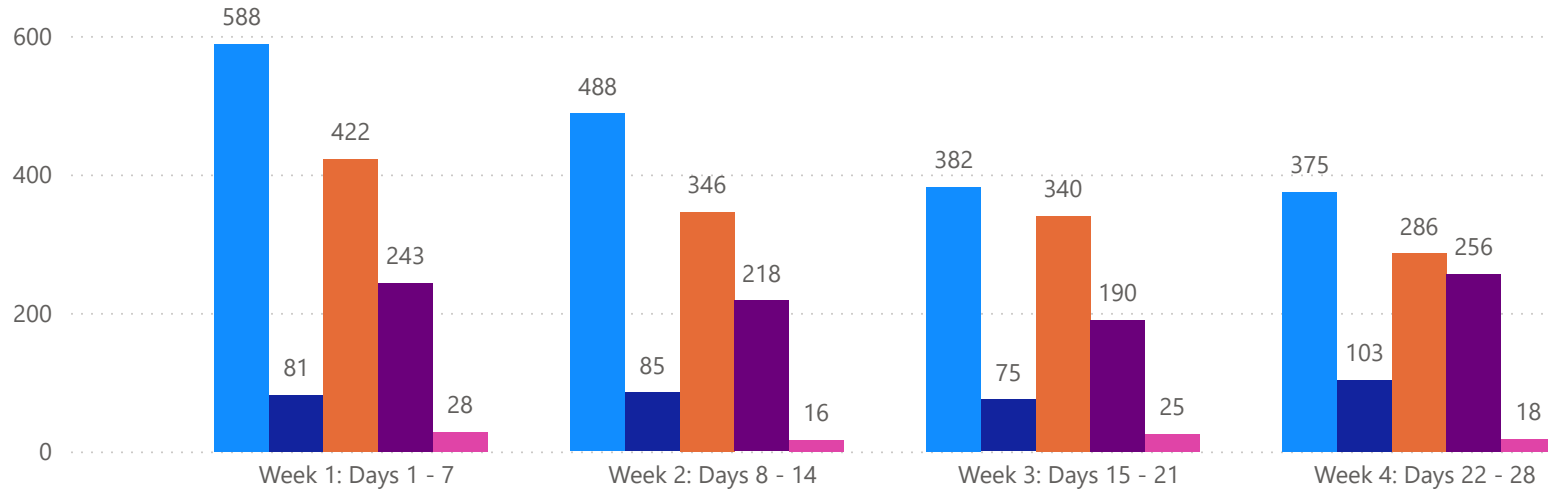


# 4 WEEK REAL ESTATE MARKET REPORT

## HILLSBOROUGH COUNTY - SINGLE FAMILY HOME

### 2/24/2025

**MLS Status** ● Active ● Canceled ● Pending ● Sold ● Temporarily Off-Market



All data is current as of today, though some MLS statuses may have changed from prior days.

### TOTALS

MLS Status	4 Week Total
Active	1833
Canceled	344
Pending	1394
Sold	907
Temporarily Off-Market	87

### DAILY MARKET CHANGE

Category	Sum of Hillsborough	*Back on Market can be from these sources - Pending, Temp Off Market, Cancelled and Expired Listing)
Back on the Market	15	
New Listings	53	
Price Decrease	103	
Price Increase	6	

### 7 DAY SOLD COMPARISON

Closed Prior Year	Volume	Count	Closed Prior Year	Volume	Count
Monday, February 24, 2025	\$15,539,500	29	Saturday, February 24, 2024	\$1,048,440	2
Saturday, February 22, 2025	\$1,220,000	2	Friday, February 23, 2024	\$44,630,440	88
Friday, February 21, 2025	\$43,255,846	83	Thursday, February 22, 2024	\$22,911,265	48
Thursday, February 20, 2025	\$28,353,847	50	Wednesday, February 21, 2024	\$24,565,625	43
Wednesday, February 19, 2025	\$20,077,477	40	Tuesday, February 20, 2024	\$25,034,687	48
Tuesday, February 18, 2025	\$20,104,597	39	Monday, February 19, 2024	\$4,071,950	9
<b>Total</b>	<b>\$128,551,267</b>	<b>243</b>	Sunday, February 18, 2024	\$1,254,000	4
			<b>Total</b>	<b>\$123,516,407</b>	<b>242</b>

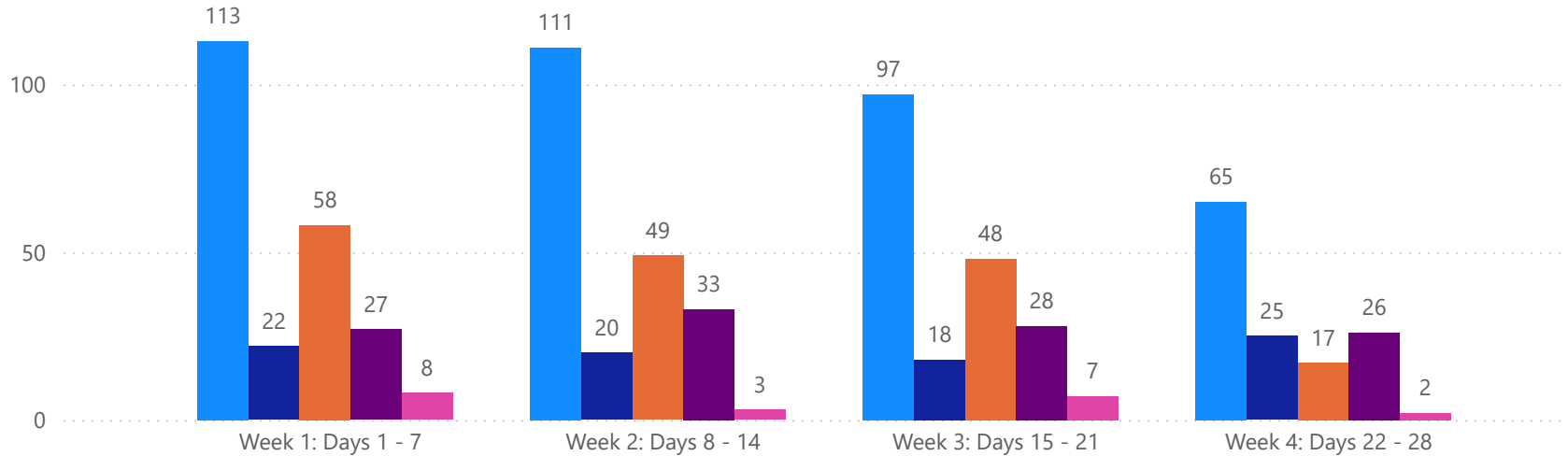


# 4 WEEK REAL ESTATE MARKET REPORT

## HILLSBOROUGH COUNTY - CONDO

### 2/24/2025

**MLS Status** ● Active ● Canceled ● Pending ● Sold ● Temporarily Off-Market



All data is current as of today, though some MLS statuses may have changed from prior days.

### TOTALS

MLS Status	4 Week Total
Active	386
Canceled	85
Pending	172
Sold	114
Temporarily Off-Market	20

### DAILY MARKET CHANGE

Category	Sum of Hillsborough	*Back on Market can be from these sources - Pending, Temp Off Market, Cancelled and Expired Listing)
Back on the Market	1	
New Listings	9	
Price Decrease	22	
Price Increase	0	

### 7 DAY SOLD COMPARISON

Closed Prior Year	Volume	Count	Closed Prior Year	Volume	Count
Monday, February 24, 2025	\$532,000	3	Friday, February 23, 2024	\$1,746,000	8
Friday, February 21, 2025	\$1,694,200	7	Thursday, February 22, 2024	\$3,054,250	9
Thursday, February 20, 2025	\$1,326,000	5	Wednesday, February 21, 2024	\$239,000	1
Wednesday, February 19, 2025	\$802,300	4	Tuesday, February 20, 2024	\$4,555,000	9
Tuesday, February 18, 2025	\$3,864,000	8	Monday, February 19, 2024	\$195,000	1
<b>Total</b>	<b>\$8,218,500</b>	<b>27</b>	<b>Total</b>	<b>\$9,789,250</b>	<b>28</b>

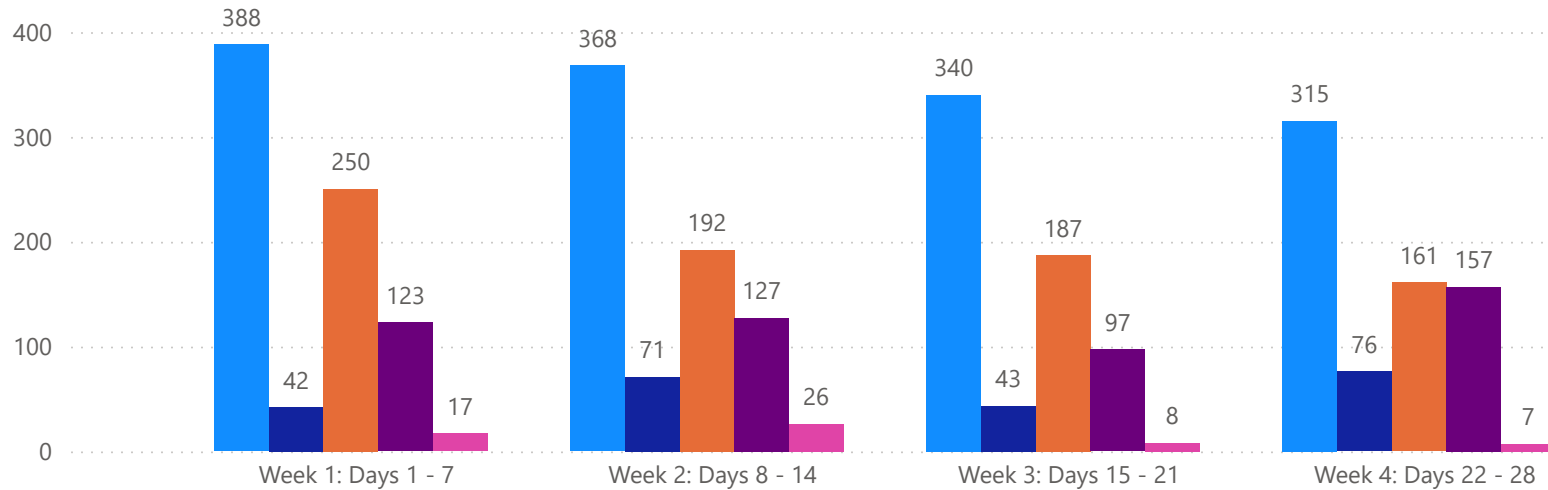


# 4 WEEK REAL ESTATE MARKET REPORT

## SARASOTA COUNTY - SINGLE FAMILY HOME

### 2/24/2025

**MLS Status** ● Active ● Canceled ● Pending ● Sold ● Temporarily Off-Market



All data is current as of today, though some MLS statuses may have changed from prior days.

### TOTALS

MLS Status	4 Week Total
Active	1411
Canceled	232
Pending	790
Sold	504
Temporarily Off-Market	58

### DAILY MARKET CHANGE

Category	Sum of Sarasota
Back on the Market	10
New Listings	46
Price Decrease	86
Price Increase	2

\*Back on Market can be from these sources - Pending, Temp Off Market, Canceled and Expired Listing)

### 7 DAY SOLD COMPARISON

Closed Prior Year	Volume	Count	Closed Prior Year	Volume	Count
Monday, February 24, 2025	\$10,170,962	14	Saturday, February 24, 2024	\$3,344,204	3
Friday, February 21, 2025	\$32,474,445	41	Friday, February 23, 2024	\$41,779,061	45
Thursday, February 20, 2025	\$10,082,341	18	Thursday, February 22, 2024	\$22,790,231	26
Wednesday, February 19, 2025	\$12,592,407	21	Wednesday, February 21, 2024	\$16,600,442	22
Tuesday, February 18, 2025	\$16,611,300	29	Tuesday, February 20, 2024	\$22,403,233	39
<b>Total</b>	<b>\$81,931,455</b>	<b>123</b>	Monday, February 19, 2024	\$11,777,700	8
			Sunday, February 18, 2024	\$1,329,909	2
			<b>Total</b>	<b>\$120,024,780</b>	<b>145</b>

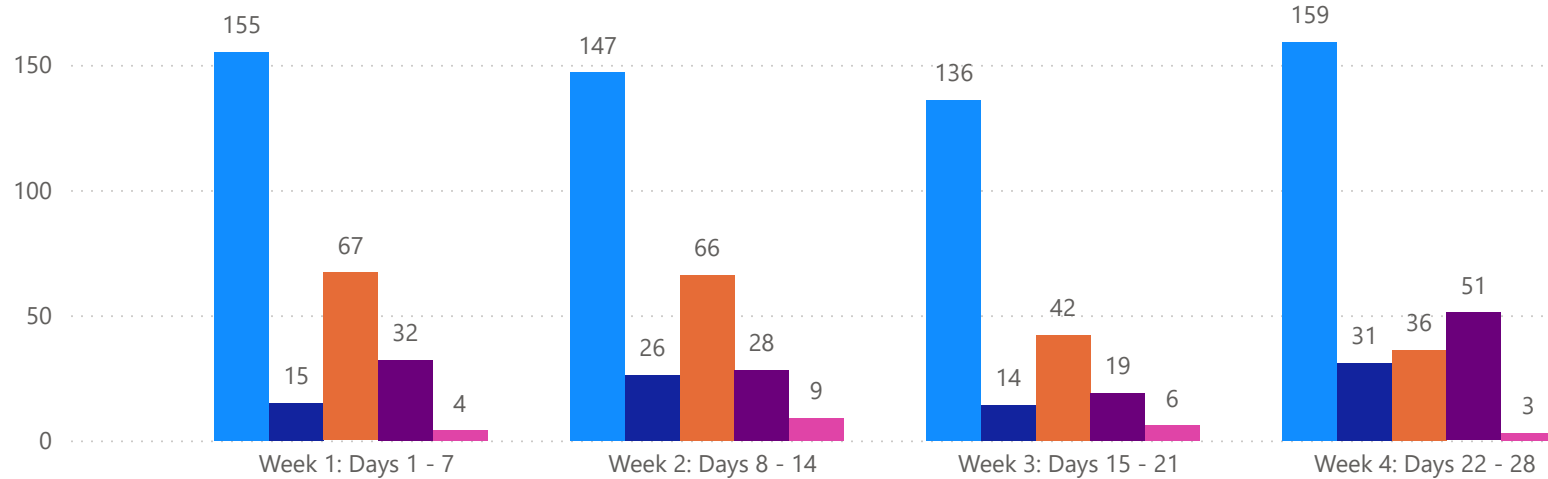


# 4 WEEK REAL ESTATE MARKET REPORT

## SARASOTA COUNTY - CONDO

### 2/24/2025

**MLS Status** ● Active ● Canceled ● Pending ● Sold ● Temporarily Off-Market



*All data is current as of today, though some MLS statuses may have changed from prior days.*

### TOTALS

MLS Status	4 Week Total
Active	597
Canceled	86
Pending	211
Sold	130
Temporarily Off-Market	22

### DAILY MARKET CHANGE

Category	Sum of Sarasota
Back on the Market	3
New Listings	17
Price Decrease	34
Price Increase	1

\*Back on Market can be from these sources - Pending, Temp Off Market, Canceled and Expired Listing)

### 7 DAY SOLD COMPARISON

Closed Prior Year	Volume	Count	Closed Prior Year	Volume	Count
Monday, February 24, 2025	\$1,617,900	4	Friday, February 23, 2024	\$3,381,000	7
Friday, February 21, 2025	\$5,853,500	12	Thursday, February 22, 2024	\$4,088,000	7
Thursday, February 20, 2025	\$4,140,000	4	Wednesday, February 21, 2024	\$2,527,000	7
Wednesday, February 19, 2025	\$6,781,900	7	Tuesday, February 20, 2024	\$2,099,000	5
Tuesday, February 18, 2025	\$1,167,000	5	Monday, February 19, 2024	\$299,000	1
<b>Total</b>	<b>\$19,560,300</b>	<b>32</b>	<b>Total</b>	<b>\$12,394,000</b>	<b>27</b>

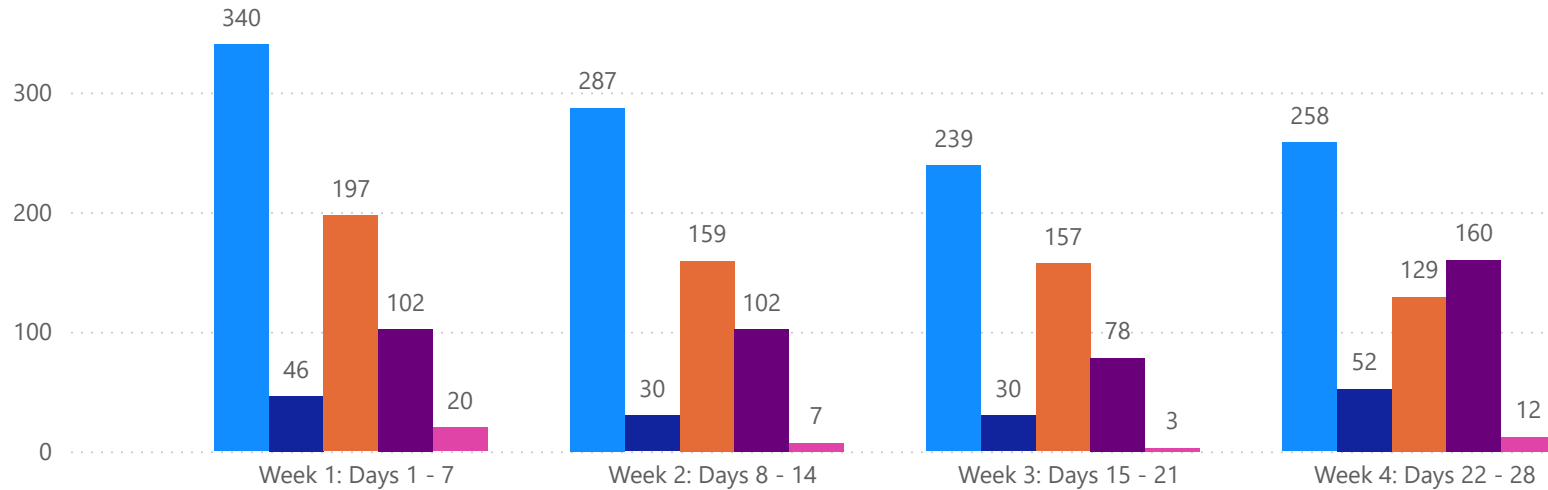


# 4 WEEK REAL ESTATE MARKET REPORT

## MANATEE COUNTY - SINGLE FAMILY HOME

### 2/24/2025

**MLS Status** ● Active ● Canceled ● Pending ● Sold ● Temporarily Off-Market



All data is current as of today, though some MLS statuses may have changed from prior days.

### TOTALS

MLS Status	4 Week Total
Active	1124
Canceled	158
Pending	642
Sold	442
Temporarily Off-Market	42

### DAILY MARKET CHANGE

Category	Sum of Manatee
Back on the Market	10
New Listings	32
Price Decrease	70
Price Increase	5

\*Back on Market can be from these sources - Pending, Temp Off Market, Canceled and Expired Listing)

### 7 DAY SOLD COMPARISON

Closed Prior Year	Volume	Count	Closed Prior Year	Volume	Count
Monday, February 24, 2025	\$4,540,890	10	Saturday, February 24, 2024	\$968,986	2
Friday, February 21, 2025	\$19,574,286	31	Friday, February 23, 2024	\$51,466,779	62
Thursday, February 20, 2025	\$14,473,903	20	Thursday, February 22, 2024	\$21,892,030	30
Wednesday, February 19, 2025	\$13,277,675	19	Wednesday, February 21, 2024	\$13,065,099	19
Tuesday, February 18, 2025	\$14,749,427	22	Tuesday, February 20, 2024	\$20,280,177	29
<b>Total</b>	<b>\$66,616,181</b>	<b>102</b>	Monday, February 19, 2024	\$4,793,456	9
			<b>Total</b>	<b>\$112,466,527</b>	<b>151</b>

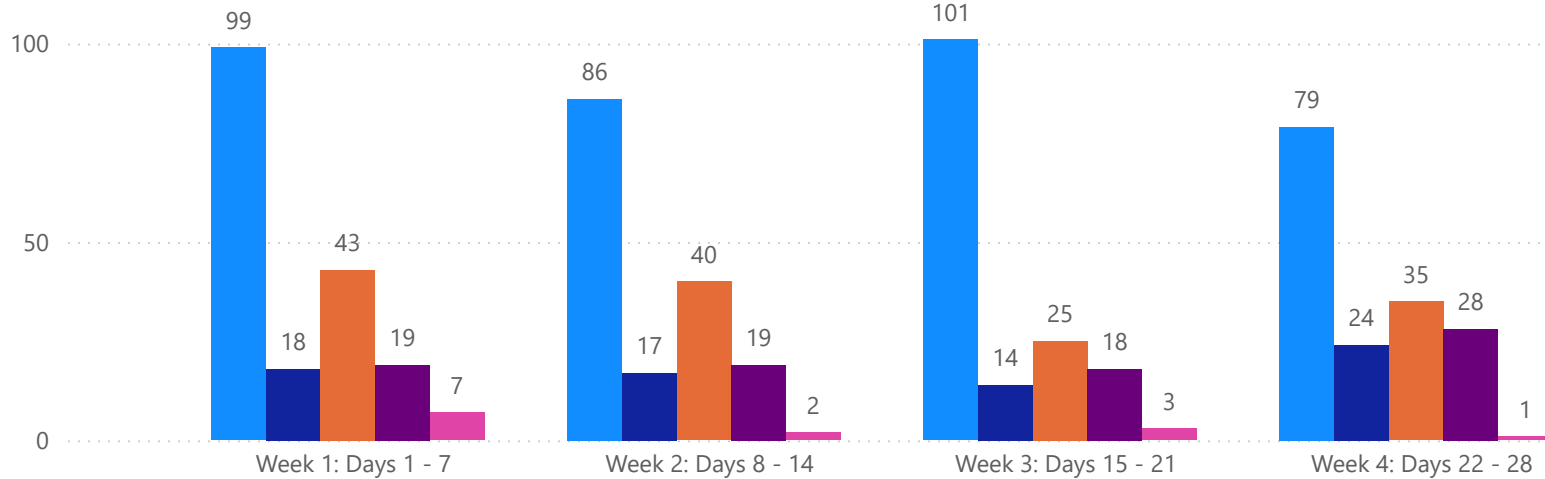


# 4 WEEK REAL ESTATE MARKET REPORT

## MANATEE COUNTY - CONDO

### 2/24/2025

**MLSStatus** ● Active ● Canceled ● Pending ● Sold ● Temporarily Off-Market



### TOTALS

MLS Status	4 Week Total
Active	365
Canceled	73
Pending	143
Sold	84
Temporarily Off-Market	13

### DAILY MARKET CHANGE

Category	Sum of Manatee
Back on the Market	1
New Listings	7
Price Decrease	28
Price Increase	0

\*Back on Market can be from these sources - Pending, Temp Off Market, Cancelled and Expired Listing)

### 7 DAY SOLD COMPARISON

Closed Prior Year	Volume	Count	Closed Prior Year	Volume	Count
Monday, February 24, 2025	\$1,383,000	3	Saturday, February 24, 2024	\$410,000	1
Friday, February 21, 2025	\$2,318,500	5	Friday, February 23, 2024	\$2,700,400	10
Thursday, February 20, 2025	\$795,000	2	Thursday, February 22, 2024	\$1,896,000	6
Wednesday, February 19, 2025	\$513,900	2	Wednesday, February 21, 2024	\$1,062,500	3
Tuesday, February 18, 2025	\$2,578,500	7	Tuesday, February 20, 2024	\$1,851,500	6
<b>Total</b>	<b>\$7,588,900</b>	<b>19</b>	Monday, February 19, 2024	\$165,000	1
			<b>Total</b>	<b>\$8,085,400</b>	<b>27</b>

