



4 WEEK REAL ESTATE MARKET REPORT

Sunday, March 2, 2025

As of: Monday, March 3, 2025

- 1 Report Breakdown
- 2 Cumulative Tampa Bay Report - Single Family Home
- 3 Cumulative Tampa Bay Report - Condominium
- 4 Pinellas County - Single Family Home
- 5 Pinellas County - Condominium
- 6 Pasco County - Single Family Home
- 7 Pasco County - Condominium
- 8 Hillsborough County - Single Family Home
- 9 Hillsborough County - Condominium
- 10 Sarasota County - Single Family Home
- 11 Sarasota County - Condominium
- 12 Manatee County - Single Family Home
- 13 Manatee County - Condominium

4 WEEK REAL ESTATE MARKET REPORT

REPORT BREAKDOWN

Sunday, March 2, 2025

as of: 3/3/2025



Day 1	Sunday, March 2, 2025
Day 2	Saturday, March 1, 2025
Day 3	Friday, February 28, 2025
Day 4	Thursday, February 27, 2025
Day 5	Wednesday, February 26, 2025
Day 6	Monday, March 3, 2025
Day 7	Sunday, March 2, 2025
Day 8	Saturday, March 1, 2025
Day 9	Friday, February 28, 2025
Day 10	Thursday, February 27, 2025
Day 11	Wednesday, February 26, 2025
Day 12	Tuesday, February 25, 2025
Day 13	Monday, February 24, 2025
Day 14	Sunday, February 23, 2025
Day 15	Saturday, February 22, 2025
Day 16	Friday, February 21, 2025
Day 17	Thursday, February 20, 2025
Day 18	Wednesday, February 19, 2025
Day 19	Tuesday, February 18, 2025
Day 20	Monday, February 17, 2025
Day 21	Sunday, February 16, 2025
Day 22	Saturday, February 15, 2025
Day 23	Friday, February 14, 2025
Day 24	Thursday, February 13, 2025
Day 25	Wednesday, February 12, 2025
Day 26	Tuesday, February 11, 2025
Day 27	Monday, February 10, 2025
Day 28	Sunday, February 9, 2025

REPORT BREAKDOWN

GRAPH:

Active - Newly listed during the date range

Pending - Status changed to 'pending' during the date range

Sold - Closed during the date range

Canceled - Canceled during the date range

Temp off Market - Status changed to 'temp' off market' during the date range

The date ranges are not cumulative.

Day 1: Sunday, March 2, 2025

Day 28: Sunday, February 9, 2025

TOTALS:

4 Weeks: The summation of each date range (Day 1 - Day 28)

Market Changes

Day 1's New Listings, Price Increase, Price Decreases and Back on Market

Manatee County - Single Family Home

7 Day Sold Comparison

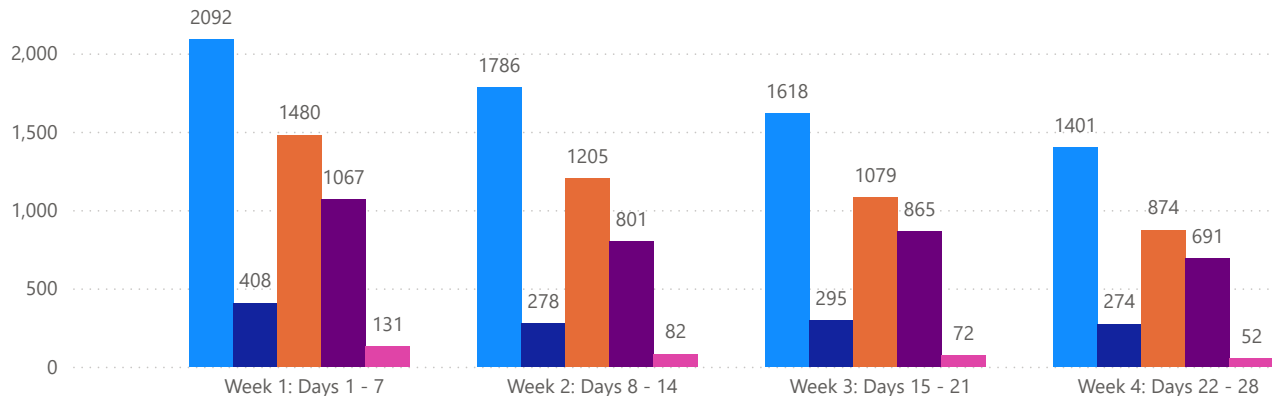
Compares the sold amount and volume in the last 7 days against the same timeframe in the prior year and days 8 - days 14.

4 WEEK REAL ESTATE MARKET REPORT

TAMPA BAY - SINGLE FAMILY HOME

3/2/2025

MlsStatus ● Active ● Canceled ● Pending ● Sold ● Temporarily Off-Market



All data is current as of today, though some MLS statuses may have changed from prior days.

TOTALS

MLS Status	4 Week Total
Active	6897
Canceled	1255
Pending	4638
Sold	3424
Temporarily Off-Market	337

DAILY MARKET CHANGE

Category	Sum of Total
Back on the Market	38
New Listings	98
Price Decrease	163
Price Increase	16

*Back on Market can be from these sources - Pending, Temp Off Market, Cancelled and Expired Listing)

7 DAY SOLD COMPARISON

Closed Prior Year	Volume	Count	Closed Prior Year	Volume	Count
Sunday, March 02, 2025	\$592,680	2	Friday, March 01, 2024	\$190,692,691	299
Saturday, March 01, 2025	\$1,642,000	4	Thursday, February 29, 2024	\$282,293,720	465
Friday, February 28, 2025	\$186,257,923	294	Wednesday, February 28, 2024	\$151,844,986	266
Thursday, February 27, 2025	\$168,277,328	238	Tuesday, February 27, 2024	\$131,271,895	224
Wednesday, February 26, 2025	\$115,549,499	184	Monday, February 26, 2024	\$109,531,844	192
Tuesday, February 25, 2025	\$89,846,101	160	Sunday, February 25, 2024	\$2,718,310	5
Monday, February 24, 2025	\$105,560,487	185	Saturday, February 24, 2024	\$8,060,935	14
Total	\$667,726,018	1067	Total	\$876,414,381	1465

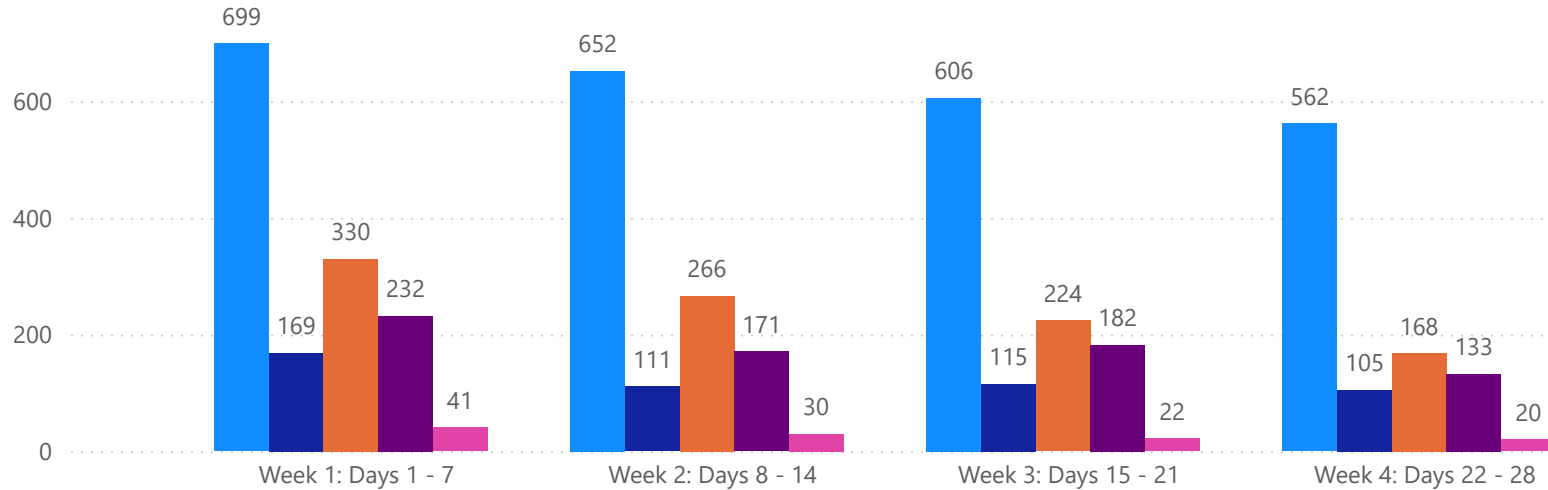


4 WEEK REAL ESTATE MARKET REPORT

TAMPA BAY - CONDO

3/2/2025

MLS Status ● Active ● Canceled ● Pending ● Sold ● Temporarily Off-Market



All data is current as of today, though some MLS statuses may have changed from prior days.

TOTALS

MLS Status	4 Week Total
Active	2519
Canceled	500
Pending	988
Sold	718
Temporarily Off-Market	113

DAILY MARKET CHANGE

Category	Sum of Total	
Back on the Market	11	*Back on Market can be from these sources - Pending, Temp Off Market, Cancelled and Expired Listing)
New Listings	33	
Price Decrease	52	
Price Increase	2	

7 DAY SOLD COMPARISON

Closed Prior Year	Volume	Count	Closed Prior Year	Volume	Count
Saturday, March 01, 2025	\$389,900	2	Friday, March 01, 2024	\$36,559,752	80
Friday, February 28, 2025	\$41,606,332	99	Thursday, February 29, 2024	\$44,358,253	99
Thursday, February 27, 2025	\$10,835,297	35	Wednesday, February 28, 2024	\$34,828,708	67
Wednesday, February 26, 2025	\$17,864,702	43	Tuesday, February 27, 2024	\$21,551,351	43
Tuesday, February 25, 2025	\$8,469,497	24	Monday, February 26, 2024	\$17,190,190	34
Monday, February 24, 2025	\$11,580,889	29	Saturday, February 24, 2024	\$767,000	3
Total	\$90,746,617	232	Total	\$155,255,254	326

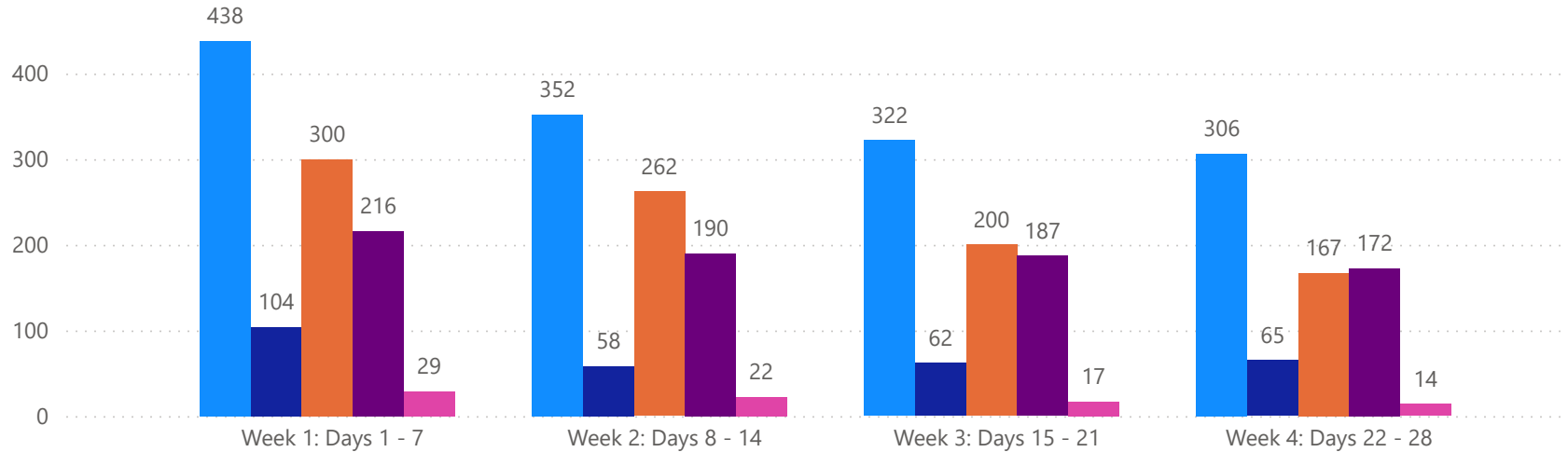


4 WEEK REAL ESTATE MARKET REPORT

PINELLAS COUNTY - SINGLE FAMILY HOME

3/2/2025

MLSStatus ● Active ● Canceled ● Pending ● Sold ● Temporarily Off-Market



All data is current as of today, though some MLS statuses may have changed from prior days.

TOTALS

MLS Status	4 Week Total
Active	1418
Canceled	289
Pending	929
Sold	765
Temporarily Off-Market	82

DAILY MARKET CHANGE

Category	Sum of Pinellas
Back on the Market	10
New Listings	18
Price Decrease	30
Price Increase	1

*Back on Market can be from these sources - Pending, Temp Off Market, Canceled and Expired Listing)

7 DAY SOLD COMPARISON

Closed Prior Year	Volume	Count	Closed Prior Year	Volume	Count
Saturday, March 01, 2025	\$376,000	1	Friday, March 01, 2024	\$52,851,050	79
Friday, February 28, 2025	\$38,099,213	68	Thursday, February 29, 2024	\$48,117,125	74
Thursday, February 27, 2025	\$36,122,800	41	Wednesday, February 28, 2024	\$28,998,990	37
Wednesday, February 26, 2025	\$32,944,050	42	Tuesday, February 27, 2024	\$30,842,000	38
Tuesday, February 25, 2025	\$19,374,040	37	Monday, February 26, 2024	\$18,525,092	29
Monday, February 24, 2025	\$15,750,750	27	Saturday, February 24, 2024	\$916,000	3
Total	\$142,666,853	216	Total	\$180,250,257	260

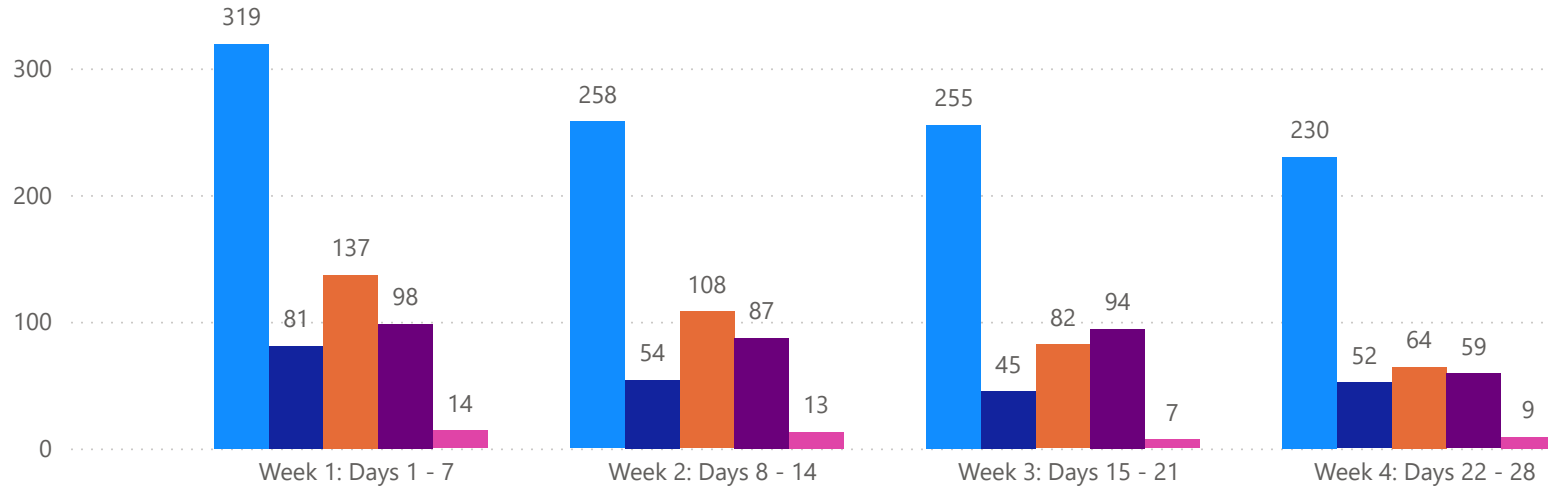


4 WEEK REAL ESTATE MARKET REPORT

PINELLAS COUNTY - CONDO

3/2/2025

MLSStatus ● Active ● Canceled ● Pending ● Sold ● Temporarily Off-Market



All data is current as of today, though some MLS statuses may have changed from prior days.

TOTALS

MLS Status	4 Week Total
Active	1062
Canceled	232
Pending	391
Sold	338
Temporarily Off-Market	43

DAILY MARKET CHANGE

Category	Sum of Pinellas
Back on the Market	6
New Listings	14
Price Decrease	18
Price Increase	1

*Back on Market can be from these sources - Pending, Temp Off Market, Canceled and Expired Listing)

7 DAY SOLD COMPARISON

Closed Prior Year	Volume	Count	Closed Prior Year	Volume	Count
Saturday, March 01, 2025	\$275,000	1	Friday, March 01, 2024	\$18,076,190	36
Friday, February 28, 2025	\$16,712,411	41	Thursday, February 29, 2024	\$18,952,100	38
Thursday, February 27, 2025	\$4,816,900	14	Wednesday, February 28, 2024	\$21,239,550	36
Wednesday, February 26, 2025	\$10,985,302	23	Tuesday, February 27, 2024	\$5,932,300	15
Tuesday, February 25, 2025	\$2,170,500	7	Monday, February 26, 2024	\$7,525,290	13
Monday, February 24, 2025	\$4,421,599	12	Saturday, February 24, 2024	\$357,000	2
Total	\$39,381,712	98	Total	\$72,082,430	140

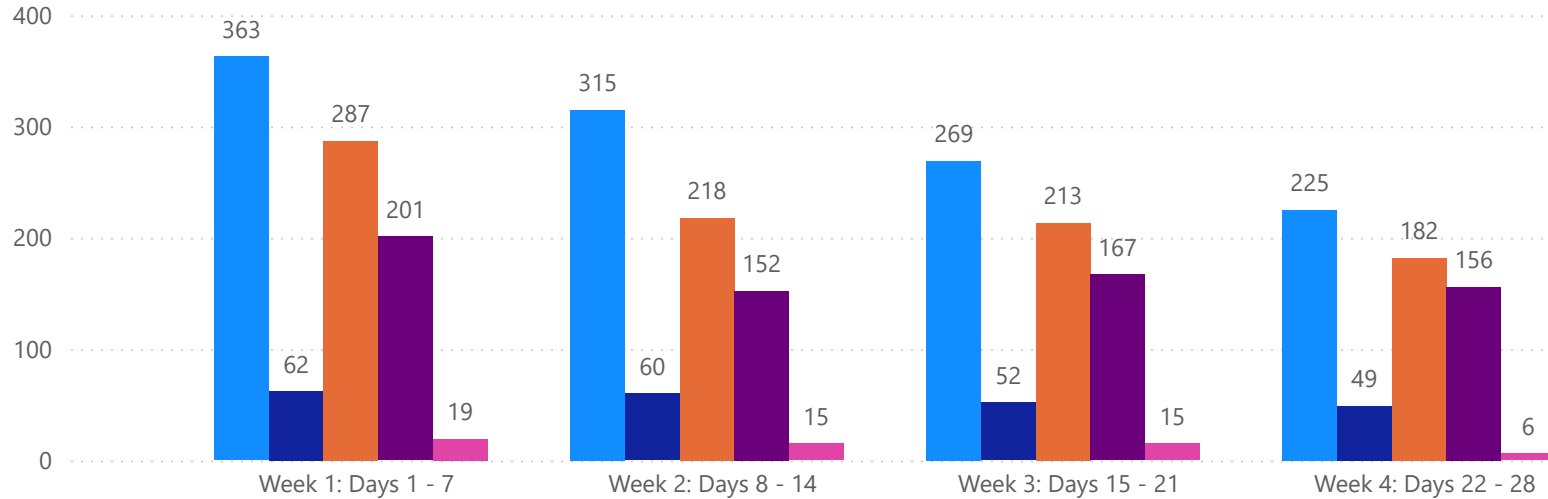


4 WEEK REAL ESTATE MARKET REPORT

PASCO COUNTY - SINGLE FAMILY HOME

3/2/2025

MLS Status ● Active ● Canceled ● Pending ● Sold ● Temporarily Off-Market



All data is current as of today, though some MLS statuses may have changed from prior days.

TOTALS

MLS Status	4 Week Total
Active	1172
Canceled	223
Pending	900
Sold	676
Temporarily Off-Market	55

DAILY MARKET CHANGE

Category	Sum of Pasco
Back on the Market	4
New Listings	21
Price Decrease	27
Price Increase	7

*Back on Market can be from these sources - Pending, Temp Off Market, Canceled and Expired Listing)

7 DAY SOLD COMPARISON

Closed Prior Year	Volume	Count	Closed Prior Year	Volume	Count
Sunday, March 02, 2025	\$307,680	1	Friday, March 01, 2024	\$20,376,776	47
Saturday, March 01, 2025	\$226,000	1	Thursday, February 29, 2024	\$40,001,079	95
Friday, February 28, 2025	\$18,391,335	48	Wednesday, February 28, 2024	\$30,690,752	68
Thursday, February 27, 2025	\$23,508,246	52	Tuesday, February 27, 2024	\$25,571,015	56
Wednesday, February 26, 2025	\$24,504,208	46	Monday, February 26, 2024	\$14,357,946	32
Tuesday, February 25, 2025	\$10,812,484	23	Sunday, February 25, 2024	\$904,435	2
Monday, February 24, 2025	\$10,869,121	30	Saturday, February 24, 2024	\$1,783,305	4
Total	\$88,619,074	201	Total	\$133,685,308	304

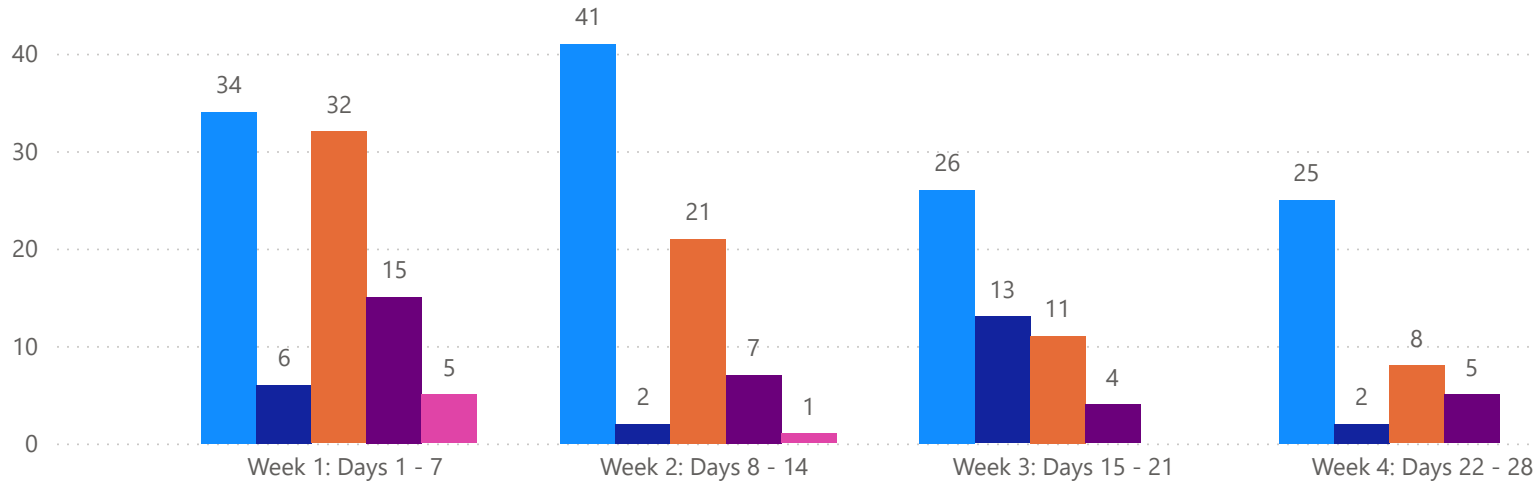


4 WEEK REAL ESTATE MARKET REPORT

PASCO COUNTY - CONDO

3/2/2025

MLS Status ● Active ● Canceled ● Pending ● Sold ● Temporarily Off-Market



All data is current as of today, though some MLS statuses may have changed from prior days.

TOTALS

MLS Status	4 Week Total
Active	126
Canceled	23
Pending	72
Sold	31
Temporarily Off-Market	6

DAILY MARKET CHANGE

Category	Sum of Pasco
Back on the Market	0
New Listings	3
Price Decrease	3
Price Increase	0

*Back on Market can be from these sources - Pending, Temp Off Market, Canceled and Expired Listing)

7 DAY SOLD COMPARISON

Closed Prior Year	Volume	Count	Closed Prior Year	Volume	Count
Friday, February 28, 2025	\$643,500	4	Friday, March 01, 2024	\$490,900	2
Thursday, February 27, 2025	\$389,500	3	Thursday, February 29, 2024	\$330,000	2
Wednesday, February 26, 2025	\$848,500	5	Wednesday, February 28, 2024	\$274,500	2
Tuesday, February 25, 2025	\$139,000	1	Tuesday, February 27, 2024	\$395,000	2
Monday, February 24, 2025	\$464,900	2	Total	\$1,490,400	8
Total	\$2,485,400	15			

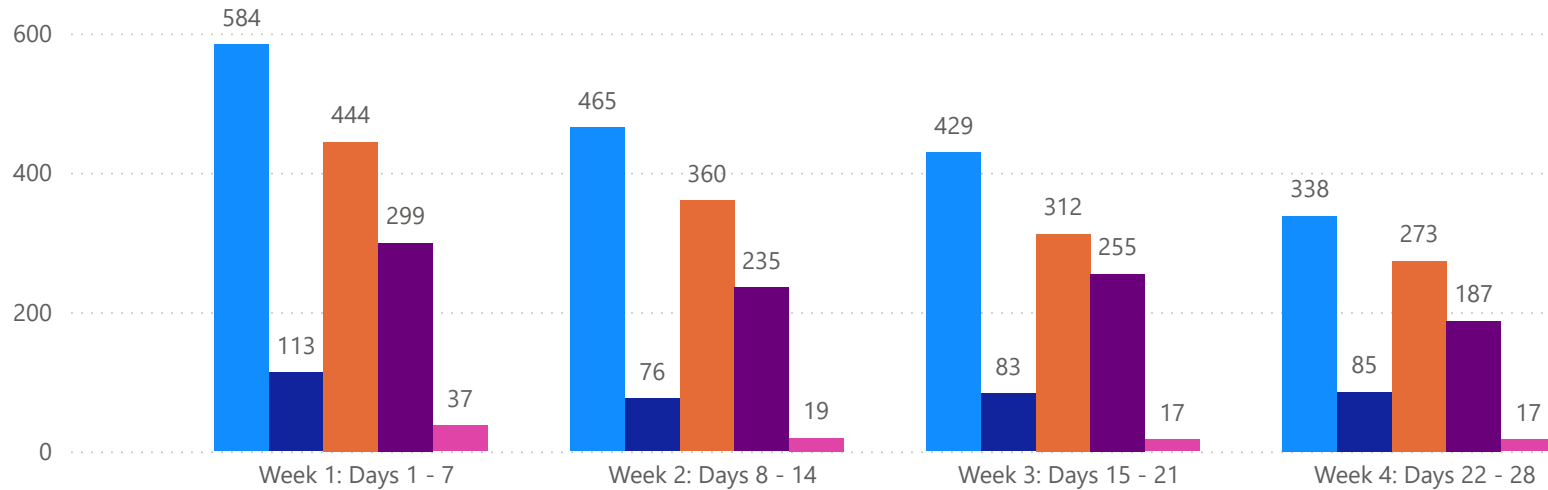


4 WEEK REAL ESTATE MARKET REPORT

HILLSBOROUGH COUNTY - SINGLE FAMILY HOME

3/2/2025

MLS Status ● Active ● Canceled ● Pending ● Sold ● Temporarily Off-Market



All data is current as of today, though some MLS statuses may have changed from prior days.

TOTALS

MLS Status	4 Week Total
Active	1816
Canceled	357
Pending	1389
Sold	976
Temporarily Off-Market	90

DAILY MARKET CHANGE

Category	Sum of Hillsborough	*Back on Market can be from these sources - Pending, Temp Off Market, Cancelled and Expired Listing)
Back on the Market	9	
New Listings	21	
Price Decrease	39	
Price Increase	5	

7 DAY SOLD COMPARISON

Closed Prior Year	Volume	Count	Closed Prior Year	Volume	Count
Sunday, March 02, 2025	\$285,000	1	Friday, March 01, 2024	\$46,158,702	86
Friday, February 28, 2025	\$52,190,869	76	Thursday, February 29, 2024	\$110,144,889	171
Thursday, February 27, 2025	\$38,468,858	61	Wednesday, February 28, 2024	\$37,074,877	77
Wednesday, February 26, 2025	\$21,900,188	46	Tuesday, February 27, 2024	\$39,775,219	75
Tuesday, February 25, 2025	\$22,602,628	48	Monday, February 26, 2024	\$29,104,238	61
Monday, February 24, 2025	\$37,216,385	67	Saturday, February 24, 2024	\$1,048,440	2
Total	\$172,663,928	299	Total	\$263,306,365	472

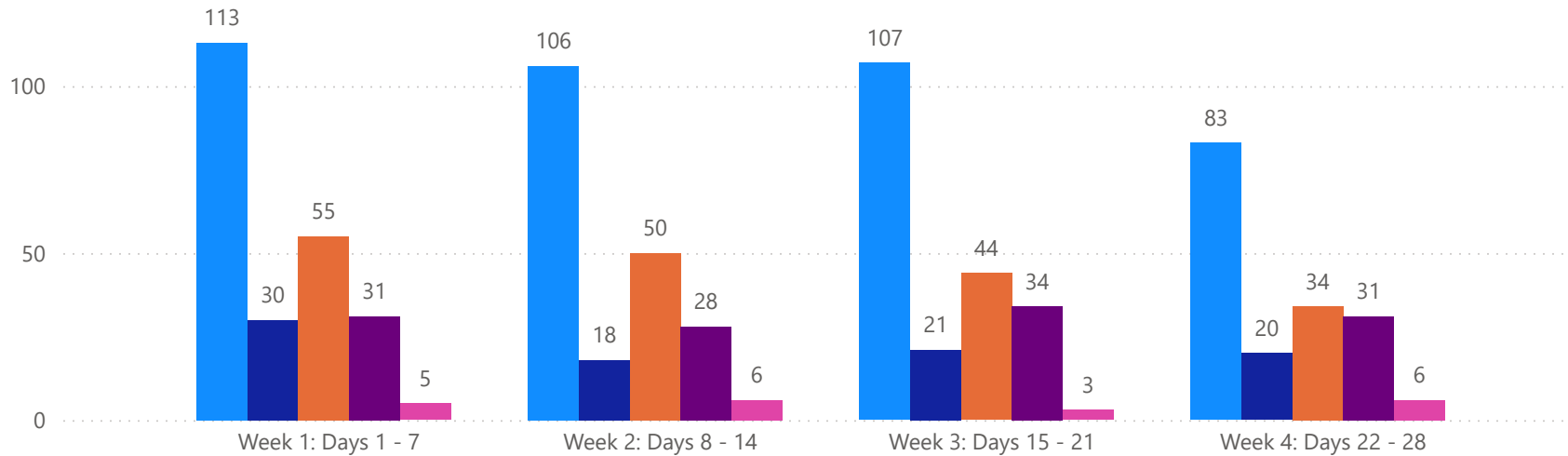


4 WEEK REAL ESTATE MARKET REPORT

HILLSBOROUGH COUNTY - CONDO

3/2/2025

MLS Status ● Active ● Canceled ● Pending ● Sold ● Temporarily Off-Market



All data is current as of today, though some MLS statuses may have changed from prior days.

TOTALS

MLS Status	4 Week Total
Active	409
Canceled	89
Pending	183
Sold	124
Temporarily Off-Market	20

DAILY MARKET CHANGE

Category	Sum of Hillsborough	*Back on Market can be from these sources - Pending, Temp Off Market, Canceled and Expired Listing)
Back on the Market	1	
New Listings	4	
Price Decrease	4	
Price Increase	0	

7 DAY SOLD COMPARISON

Closed Prior Year	Volume	Count	Closed Prior Year	Volume	Count
Friday, February 28, 2025	\$8,876,790	16	Friday, March 01, 2024	\$3,915,000	14
Thursday, February 27, 2025	\$776,000	3	Thursday, February 29, 2024	\$4,154,000	13
Wednesday, February 26, 2025	\$640,000	2	Wednesday, February 28, 2024	\$1,210,000	4
Tuesday, February 25, 2025	\$1,651,500	6	Tuesday, February 27, 2024	\$2,283,400	5
Monday, February 24, 2025	\$801,990	4	Monday, February 26, 2024	\$1,222,000	5
Total	\$12,746,280	31	Total	\$12,784,400	41

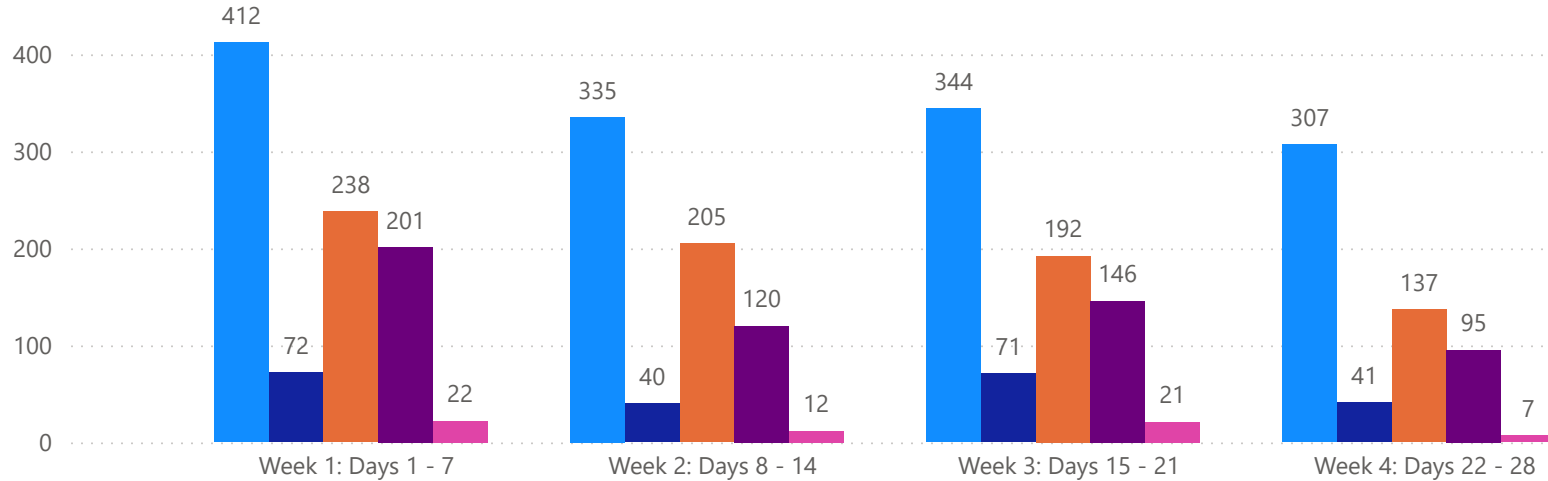


4 WEEK REAL ESTATE MARKET REPORT

SARASOTA COUNTY - SINGLE FAMILY HOME

3/2/2025

MLS Status ● Active ● Canceled ● Pending ● Sold ● Temporarily Off-Market



All data is current as of today, though some MLS statuses may have changed from prior days.

TOTALS

MLS Status	4 Week Total
Active	1398
Canceled	224
Pending	772
Sold	562
Temporarily Off-Market	62

DAILY MARKET CHANGE

Category	Sum of Sarasota
Back on the Market	13
New Listings	24
Price Decrease	41
Price Increase	2

*Back on Market can be from these sources - Pending, Temp Off Market, Canceled and Expired Listing)

7 DAY SOLD COMPARISON

Closed Prior Year	Volume	Count	Closed Prior Year	Volume	Count
Saturday, March 01, 2025	\$1,040,000	2	Friday, March 01, 2024	\$40,330,223	48
Friday, February 28, 2025	\$52,045,823	65	Thursday, February 29, 2024	\$40,862,858	64
Thursday, February 27, 2025	\$37,689,485	46	Wednesday, February 28, 2024	\$32,302,293	48
Wednesday, February 26, 2025	\$18,169,182	22	Tuesday, February 27, 2024	\$14,800,754	22
Tuesday, February 25, 2025	\$25,869,090	33	Monday, February 26, 2024	\$15,656,637	26
Monday, February 24, 2025	\$25,965,919	33	Sunday, February 25, 2024	\$1,813,875	3
Total	\$160,779,499	201	Saturday, February 24, 2024	\$3,344,204	3
			Total	\$149,110,844	214

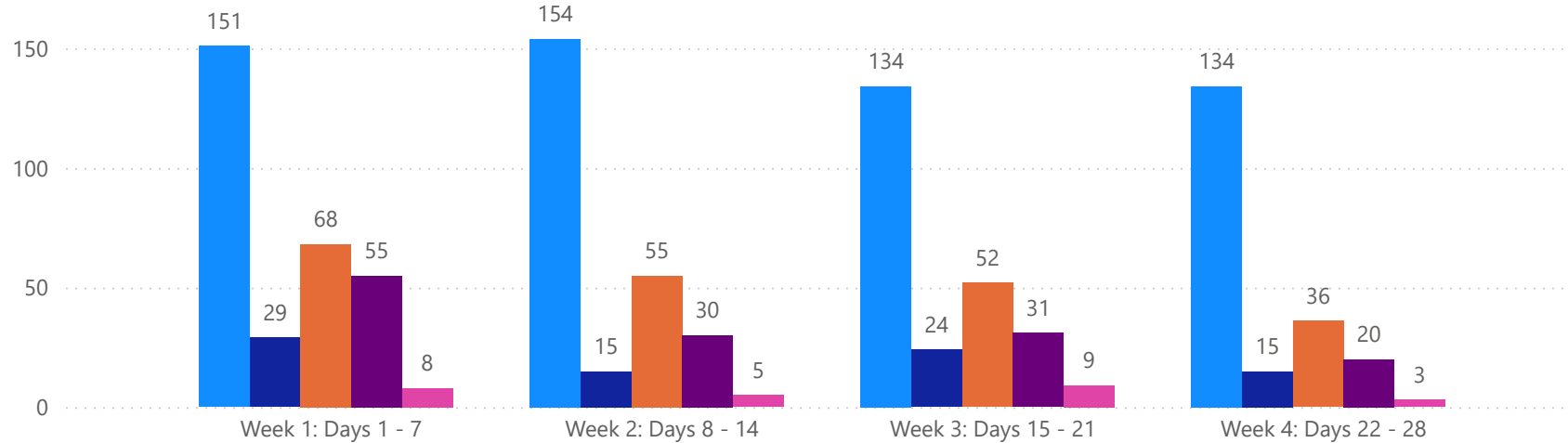


4 WEEK REAL ESTATE MARKET REPORT

SARASOTA COUNTY - CONDO

3/2/2025

MLSStatus ● Active ● Canceled ● Pending ● Sold ● Temporarily Off-Market



All data is current as of today, though some MLS statuses may have changed from prior days.

TOTALS

MLS Status	4 Week Total
Active	573
Canceled	83
Pending	211
Sold	136
Temporarily Off-Market	25

DAILY MARKET CHANGE

Category	Sum of Sarasota
Back on the Market	3
New Listings	9
Price Decrease	9
Price Increase	0

*Back on Market can be from these sources - Pending, Temp Off Market, Canceled and Expired Listing)

7 DAY SOLD COMPARISON

Closed Prior Year	Volume	Count	Closed Prior Year	Volume	Count
Friday, February 28, 2025	\$10,354,370	24	Friday, March 01, 2024	\$11,102,912	18
Thursday, February 27, 2025	\$2,904,897	10	Thursday, February 29, 2024	\$13,279,198	24
Wednesday, February 26, 2025	\$3,709,000	8	Wednesday, February 28, 2024	\$8,798,289	17
Tuesday, February 25, 2025	\$3,108,497	6	Tuesday, February 27, 2024	\$9,379,000	14
Monday, February 24, 2025	\$2,959,400	7	Monday, February 26, 2024	\$6,692,900	10
Total	\$23,036,164	55	Total	\$49,252,299	83

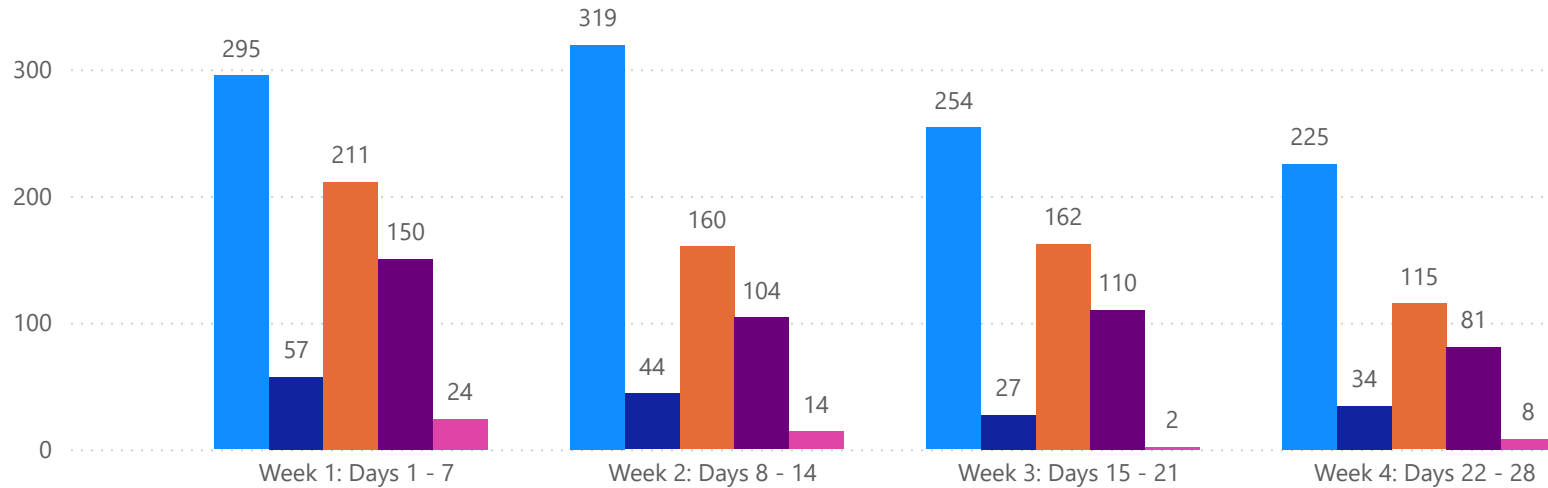


4 WEEK REAL ESTATE MARKET REPORT

MANATEE COUNTY - SINGLE FAMILY HOME

3/2/2025

MLS Status ● Active ● Canceled ● Pending ● Sold ● Temporarily Off-Market



All data is current as of today, though some MLS statuses may have changed from prior days.

TOTALS

MLS Status	4 Week Total
Active	1093
Canceled	162
Pending	648
Sold	445
Temporarily Off-Market	48

DAILY MARKET CHANGE

Category	Sum of Manatee
Back on the Market	2
New Listings	14
Price Decrease	26
Price Increase	1

*Back on Market can be from these sources - Pending, Temp Off Market, Cancelled and Expired Listing)

7 DAY SOLD COMPARISON

Closed Prior Year	Volume	Count	Closed Prior Year	Volume	Count
Friday, February 28, 2025	\$25,530,683	37	Friday, March 01, 2024	\$30,975,940	39
Thursday, February 27, 2025	\$32,487,939	38	Thursday, February 29, 2024	\$43,167,769	61
Wednesday, February 26, 2025	\$18,031,871	28	Wednesday, February 28, 2024	\$22,778,074	36
Tuesday, February 25, 2025	\$11,187,859	19	Tuesday, February 27, 2024	\$20,282,907	33
Monday, February 24, 2025	\$15,758,312	28	Monday, February 26, 2024	\$31,887,931	44
Total	\$102,996,664	150	Saturday, February 24, 2024	\$968,986	2
			Total	\$150,061,607	215

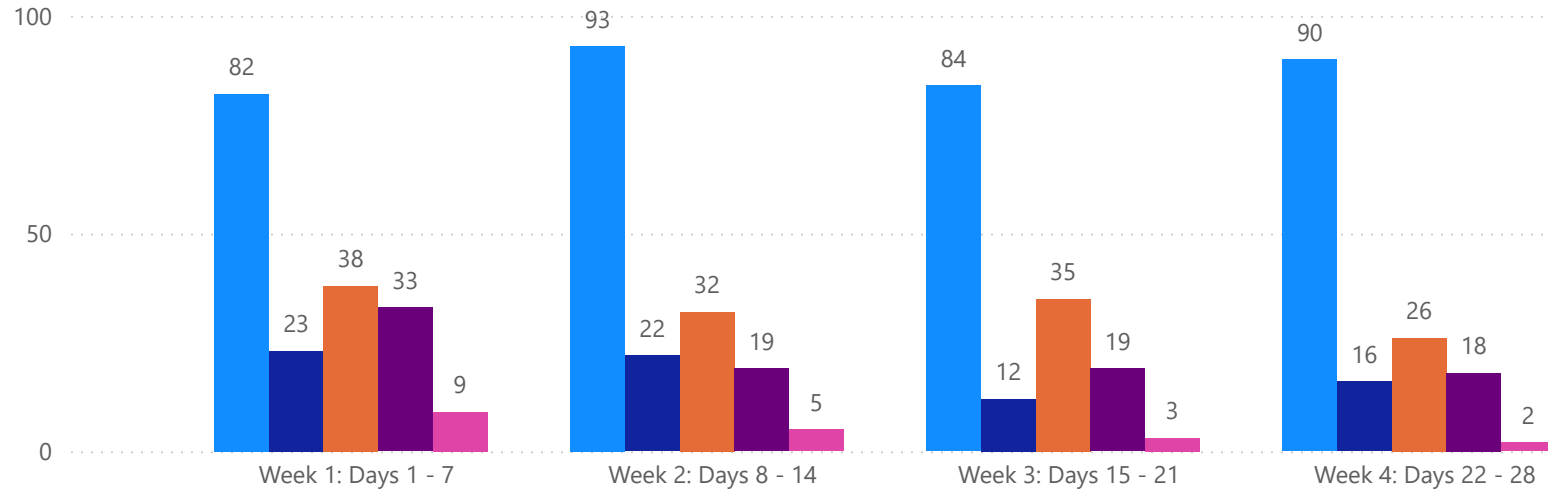


4 WEEK REAL ESTATE MARKET REPORT

MANATEE COUNTY - CONDO

3/2/2025

MLSStatus ● Active ● Canceled ● Pending ● Sold ● Temporarily Off-Market



TOTALS

MLS Status	4 Week Total
Active	349
Canceled	73
Pending	131
Sold	89
Temporarily Off-Market	19

DAILY MARKET CHANGE

Category	Sum of Manatee
Back on the Market	1
New Listings	3
Price Decrease	18
Price Increase	1

*Back on Market can be from these sources - Pending, Temp Off Market, Cancelled and Expired Listing)

7 DAY SOLD COMPARISON

Closed Prior Year	Volume	Count	Closed Prior Year	Volume	Count
Saturday, March 01, 2025	\$114,900	1	Friday, March 01, 2024	\$2,974,750	10
Friday, February 28, 2025	\$5,019,261	14	Thursday, February 29, 2024	\$7,642,955	22
Thursday, February 27, 2025	\$1,948,000	5	Wednesday, February 28, 2024	\$3,306,369	8
Wednesday, February 26, 2025	\$1,681,900	5	Tuesday, February 27, 2024	\$3,561,651	7
Tuesday, February 25, 2025	\$1,400,000	4	Monday, February 26, 2024	\$1,750,000	6
Monday, February 24, 2025	\$2,933,000	4	Saturday, February 24, 2024	\$410,000	1
Total	\$13,097,061	33	Total	\$19,645,725	54

