



4 WEEK REAL ESTATE MARKET REPORT

Thursday, March 6, 2025

As of: Friday, March 7, 2025

- 1 Report Breakdown
- 2 Cumulative Tampa Bay Report - Single Family Home
- 3 Cumulative Tampa Bay Report - Condominium
- 4 Pinellas County - Single Family Home
- 5 Pinellas County - Condominium
- 6 Pasco County - Single Family Home
- 7 Pasco County - Condominium
- 8 Hillsborough County - Single Family Home
- 9 Hillsborough County - Condominium
- 10 Sarasota County - Single Family Home
- 11 Sarasota County - Condominium
- 12 Manatee County - Single Family Home
- 13 Manatee County - Condominium

4 WEEK REAL ESTATE MARKET REPORT

REPORT BREAKDOWN

Thursday, March 6, 2025

as of: 3/7/2025



Day 1	Thursday, March 6, 2025
Day 2	Wednesday, March 5, 2025
Day 3	Tuesday, March 4, 2025
Day 4	Monday, March 3, 2025
Day 5	Sunday, March 2, 2025
Day 6	Friday, March 7, 2025
Day 7	Thursday, March 6, 2025
Day 8	Wednesday, March 5, 2025
Day 9	Tuesday, March 4, 2025
Day 10	Monday, March 3, 2025
Day 11	Sunday, March 2, 2025
Day 12	Saturday, March 1, 2025
Day 13	Friday, February 28, 2025
Day 14	Thursday, February 27, 2025
Day 15	Wednesday, February 26, 2025
Day 16	Tuesday, February 25, 2025
Day 17	Monday, February 24, 2025
Day 18	Sunday, February 23, 2025
Day 19	Saturday, February 22, 2025
Day 20	Friday, February 21, 2025
Day 21	Thursday, February 20, 2025
Day 22	Wednesday, February 19, 2025
Day 23	Tuesday, February 18, 2025
Day 24	Monday, February 17, 2025
Day 25	Sunday, February 16, 2025
Day 26	Saturday, February 15, 2025
Day 27	Friday, February 14, 2025
Day 28	Thursday, February 13, 2025

REPORT BREAKDOWN

GRAPH:

Active - Newly listed during the date range

Pending - Status changed to 'pending' during the date range

Sold - Closed during the date range

Canceled - Canceled during the date range

Temp off Market - Status changed to 'temp' off market' during the date range

The date ranges are not cumulative.

Day 1: Thursday, March 6, 2025

Day 28: Thursday, February 13, 2025

TOTALS:

4 Weeks: The summation of each date range (Day 1 - Day 28)

Market Changes

Day 1's New Listings, Price Increase, Price Decreases and Back on Market

Manatee County - Single Family Home

7 Day Sold Comparison

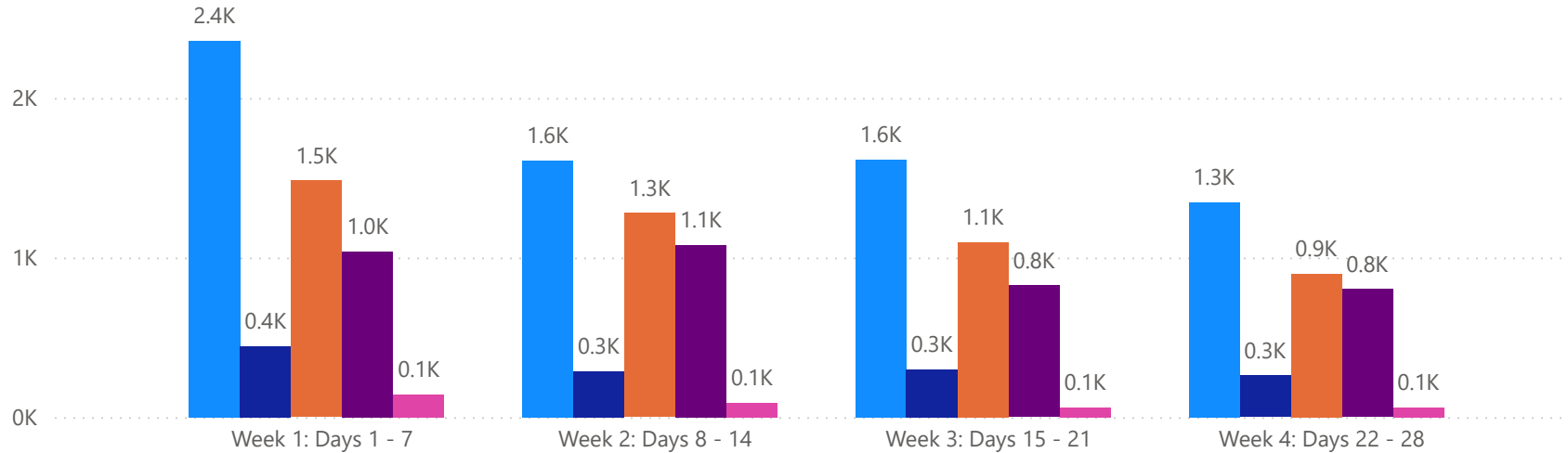
Compares the sold amount and volume in the last 7 days against the same timeframe in the prior year and days 8 - days 14.

4 WEEK REAL ESTATE MARKET REPORT

TAMPA BAY - SINGLE FAMILY HOME

3/6/2025

MLSStatus ● Active ● Canceled ● Pending ● Sold ● Temporarily Off-Market



All data is current as of today, though some MLS statuses may have changed from prior days.

TOTALS

MLS Status	4 Week Total
Active	6925
Canceled	1290
Pending	4750
Sold	3743
Temporarily Off-Market	349

DAILY MARKET CHANGE

Category	Sum of Total	
Back on the Market	67	*Back on Market can be from these sources - Pending, Temp Off Market, Cancelled and Expired Listing)
New Listings	815	
Price Decrease	606	
Price Increase	43	

7 DAY SOLD COMPARISON

Closed Prior Year	Volume	Count	Closed Prior Year	Volume	Count
Thursday, March 06, 2025	\$56,752,575	85	Tuesday, March 05, 2024	\$80,117,885	142
Wednesday, March 05, 2025	\$69,008,304	113	Monday, March 04, 2024	\$100,468,644	168
Tuesday, March 04, 2025	\$67,399,953	127	Sunday, March 03, 2024	\$1,027,500	3
Monday, March 03, 2025	\$121,484,242	225	Saturday, March 02, 2024	\$2,788,785	8
Sunday, March 02, 2025	\$4,225,802	7	Friday, March 01, 2024	\$190,692,691	299
Saturday, March 01, 2025	\$5,766,855	15	Thursday, February 29, 2024	\$282,293,720	465
Friday, February 28, 2025	\$282,480,964	467	Wednesday, February 28, 2024	\$151,844,986	266
Total	\$607,118,695	1039	Total	\$809,234,211	1351

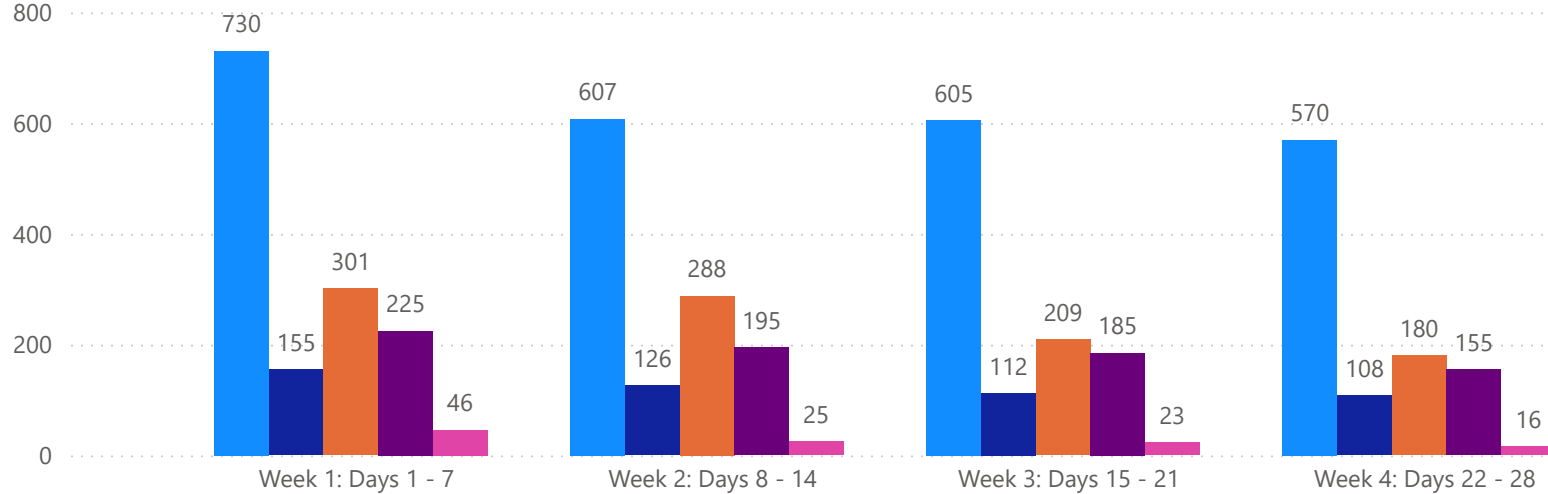


4 WEEK REAL ESTATE MARKET REPORT

TAMPA BAY - CONDO

3/6/2025

MLS Status ● Active ● Canceled ● Pending ● Sold ● Temporarily Off-Market



All data is current as of today, though some MLS statuses may have changed from prior days.

TOTALS

MLS Status	4 Week Total
Active	2512
Canceled	501
Pending	978
Sold	760
Temporarily Off-Market	110

DAILY MARKET CHANGE

Category	Sum of Total	
Back on the Market	17	*Back on Market can be from these sources - Pending, Temp Off Market, Cancelled and Expired Listing)
New Listings	85	
Price Decrease	164	
Price Increase	5	

7 DAY SOLD COMPARISON

Closed Prior Year	Volume	Count	Closed Prior Year	Volume	Count
Thursday, March 06, 2025	\$8,517,999	21	Tuesday, March 05, 2024	\$17,881,500	33
Wednesday, March 05, 2025	\$9,153,177	20	Monday, March 04, 2024	\$16,660,340	37
Tuesday, March 04, 2025	\$9,506,300	26	Saturday, March 02, 2024	\$557,400	3
Monday, March 03, 2025	\$8,902,400	25	Friday, March 01, 2024	\$36,559,752	80
Saturday, March 01, 2025	\$389,900	2	Thursday, February 29, 2024	\$44,358,253	99
Friday, February 28, 2025	\$54,647,772	131	Wednesday, February 28, 2024	\$34,828,708	67
Total	\$91,117,548	225	Total	\$150,845,953	319

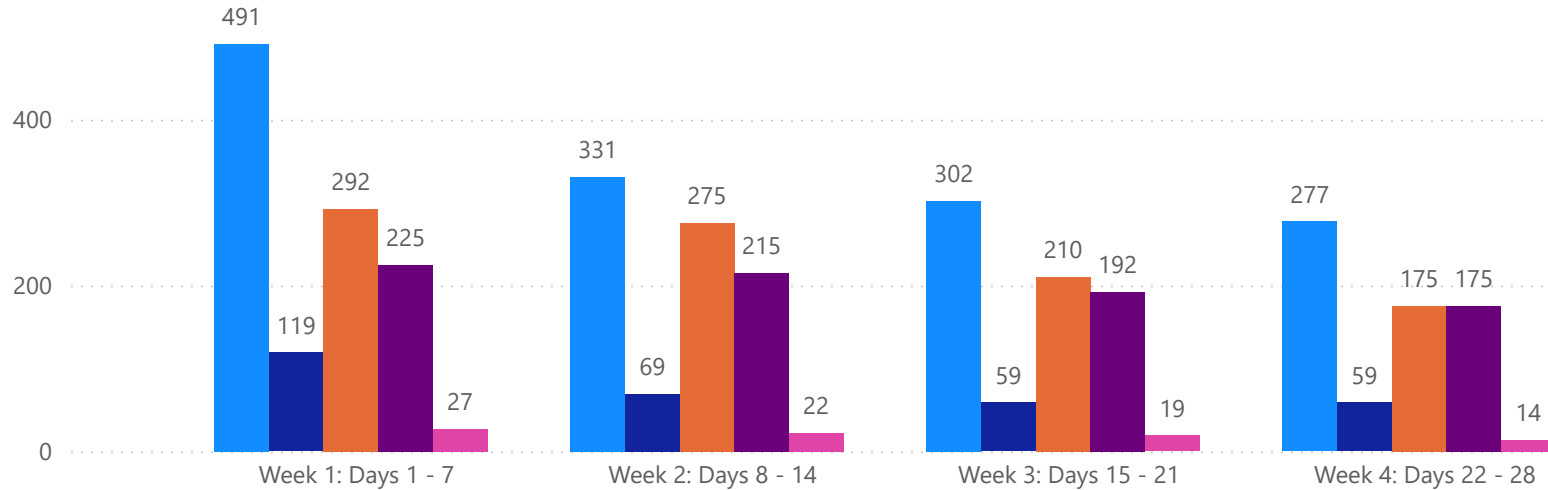


4 WEEK REAL ESTATE MARKET REPORT

PINELLAS COUNTY - SINGLE FAMILY HOME

3/6/2025

MLSStatus ● Active ● Canceled ● Pending ● Sold ● Temporarily Off-Market



All data is current as of today, though some MLS statuses may have changed from prior days.

TOTALS

MLS Status	4 Week Total
Active	1401
Canceled	306
Pending	952
Sold	807
Temporarily Off-Market	82

DAILY MARKET CHANGE

Category	Sum of Pinellas
Back on the Market	11
New Listings	92
Price Decrease	97
Price Increase	3

*Back on Market can be from these sources - Pending, Temp Off Market, Cancelled and Expired Listing)

7 DAY SOLD COMPARISON

Closed Prior Year	Volume	Count	Closed Prior Year	Volume	Count
Thursday, March 06, 2025	\$14,969,300	20	Tuesday, March 05, 2024	\$25,090,610	34
Wednesday, March 05, 2025	\$14,773,895	26	Monday, March 04, 2024	\$26,170,425	41
Tuesday, March 04, 2025	\$21,852,900	37	Sunday, March 03, 2024	\$630,000	2
Monday, March 03, 2025	\$25,102,050	45	Saturday, March 02, 2024	\$425,000	1
Saturday, March 01, 2025	\$486,500	2	Friday, March 01, 2024	\$52,851,050	79
Friday, February 28, 2025	\$57,028,263	95	Thursday, February 29, 2024	\$48,117,125	74
Total	\$134,212,908	225	Wednesday, February 28, 2024	\$28,998,990	37
			Total	\$182,283,200	268

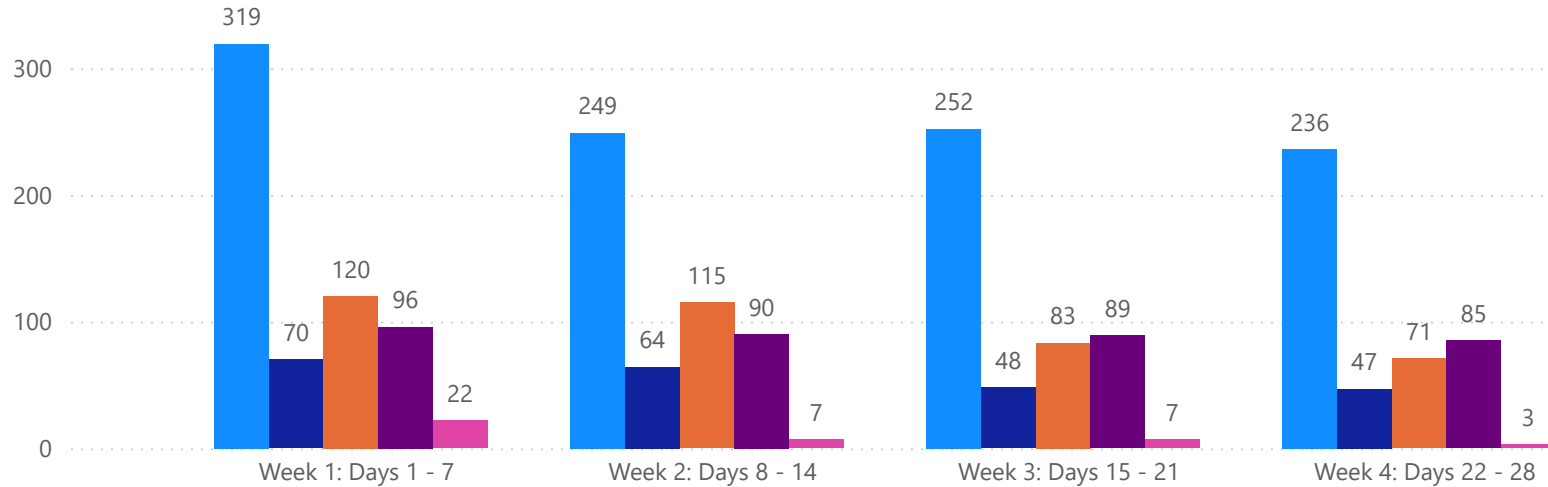


4 WEEK REAL ESTATE MARKET REPORT

PINELLAS COUNTY - CONDO

3/6/2025

MLSStatus ● Active ● Canceled ● Pending ● Sold ● Temporarily Off-Market



All data is current as of today, though some MLS statuses may have changed from prior days.

TOTALS

MLS Status	4 Week Total
Active	1056
Canceled	229
Pending	389
Sold	360
Temporarily Off-Market	39

DAILY MARKET CHANGE

Category	Sum of Pinellas
Back on the Market	11
New Listings	34
Price Decrease	64
Price Increase	4

*Back on Market can be from these sources - Pending, Temp Off Market, Cancelled and Expired Listing)

7 DAY SOLD COMPARISON

Closed Prior Year	Volume	Count	Closed Prior Year	Volume	Count
Thursday, March 06, 2025	\$4,321,500	11	Tuesday, March 05, 2024	\$6,345,500	12
Wednesday, March 05, 2025	\$5,691,777	8	Monday, March 04, 2024	\$4,686,340	13
Tuesday, March 04, 2025	\$5,801,400	13	Saturday, March 02, 2024	\$112,500	1
Monday, March 03, 2025	\$1,635,400	7	Friday, March 01, 2024	\$18,076,190	36
Saturday, March 01, 2025	\$275,000	1	Thursday, February 29, 2024	\$18,952,100	38
Friday, February 28, 2025	\$22,164,561	56	Wednesday, February 28, 2024	\$21,239,550	36
Total	\$39,889,638	96	Total	\$69,412,180	136

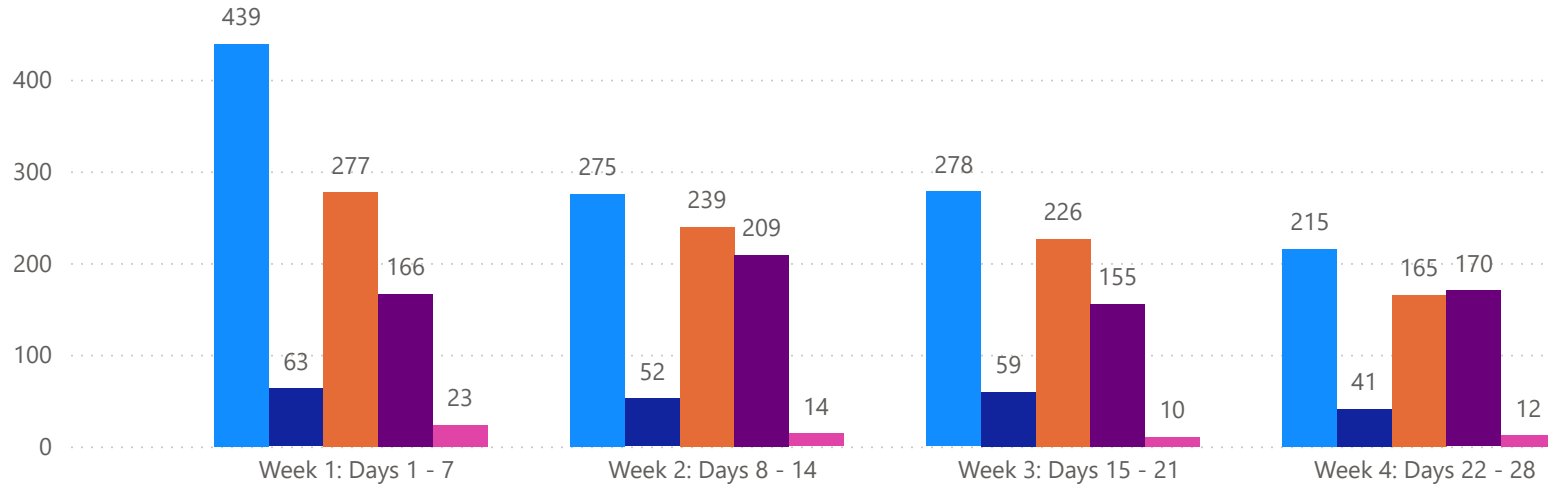


4 WEEK REAL ESTATE MARKET REPORT

PASCO COUNTY - SINGLE FAMILY HOME

3/6/2025

MLSStatus ● Active ● Canceled ● Pending ● Sold ● Temporarily Off-Market



All data is current as of today, though some MLS statuses may have changed from prior days.

TOTALS

MLS Status	4 Week Total
Active	1207
Canceled	215
Pending	907
Sold	700
Temporarily Off-Market	59

DAILY MARKET CHANGE

Category	Sum of Pasco
Back on the Market	17
New Listings	62
Price Decrease	98
Price Increase	18

*Back on Market can be from these sources - Pending, Temp Off Market, Cancelled and Expired Listing)

7 DAY SOLD COMPARISON

Closed Prior Year	Volume	Count	Closed Prior Year	Volume	Count
Thursday, March 06, 2025	\$5,962,690	13	Tuesday, March 05, 2024	\$12,727,190	33
Wednesday, March 05, 2025	\$5,998,888	12	Monday, March 04, 2024	\$14,895,940	31
Tuesday, March 04, 2025	\$10,529,300	27	Saturday, March 02, 2024	\$836,500	3
Monday, March 03, 2025	\$14,553,340	35	Friday, March 01, 2024	\$20,376,776	47
Sunday, March 02, 2025	\$962,680	3	Thursday, February 29, 2024	\$40,001,079	95
Saturday, March 01, 2025	\$711,000	2	Wednesday, February 28, 2024	\$30,690,752	68
Friday, February 28, 2025	\$27,725,385	74	Total	\$119,528,237	277
Total	\$66,443,283	166			

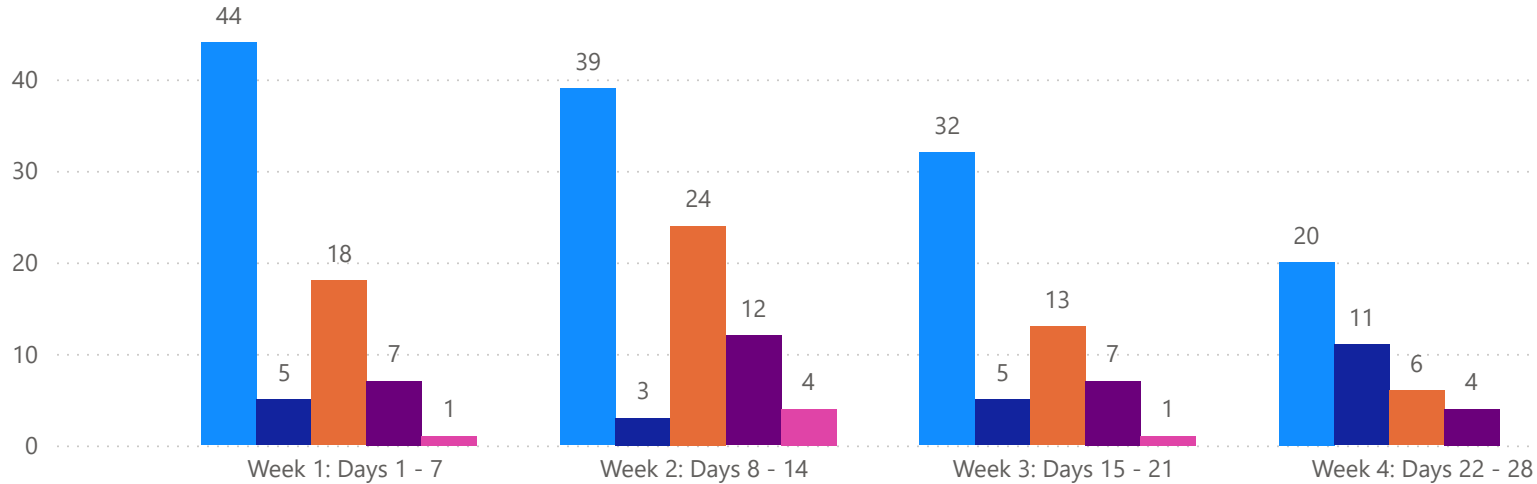


4 WEEK REAL ESTATE MARKET REPORT

PASCO COUNTY - CONDO

3/6/2025

MLS Status ● Active ● Canceled ● Pending ● Sold ● Temporarily Off-Market



All data is current as of today, though some MLS statuses may have changed from prior days.

TOTALS

MLS Status	4 Week Total
Active	135
Canceled	24
Pending	61
Sold	30
Temporarily Off-Market	6

DAILY MARKET CHANGE

Category	Sum of Pasco
Back on the Market	1
New Listings	7
Price Decrease	5
Price Increase	0

*Back on Market can be from these sources - Pending, Temp Off Market, Canceled and Expired Listing)

7 DAY SOLD COMPARISON

Closed Prior Year	Volume	Count	Closed Prior Year	Volume	Count
Thursday, March 06, 2025	\$185,000	1	Tuesday, March 05, 2024	\$162,500	1
Wednesday, March 05, 2025	\$140,000	1	Monday, March 04, 2024	\$387,000	1
Tuesday, March 04, 2025	\$200,000	1	Friday, March 01, 2024	\$490,900	2
Friday, February 28, 2025	\$643,500	4	Thursday, February 29, 2024	\$330,000	2
Total	\$1,168,500	7	Wednesday, February 28, 2024	\$274,500	2
			Total	\$1,644,900	8

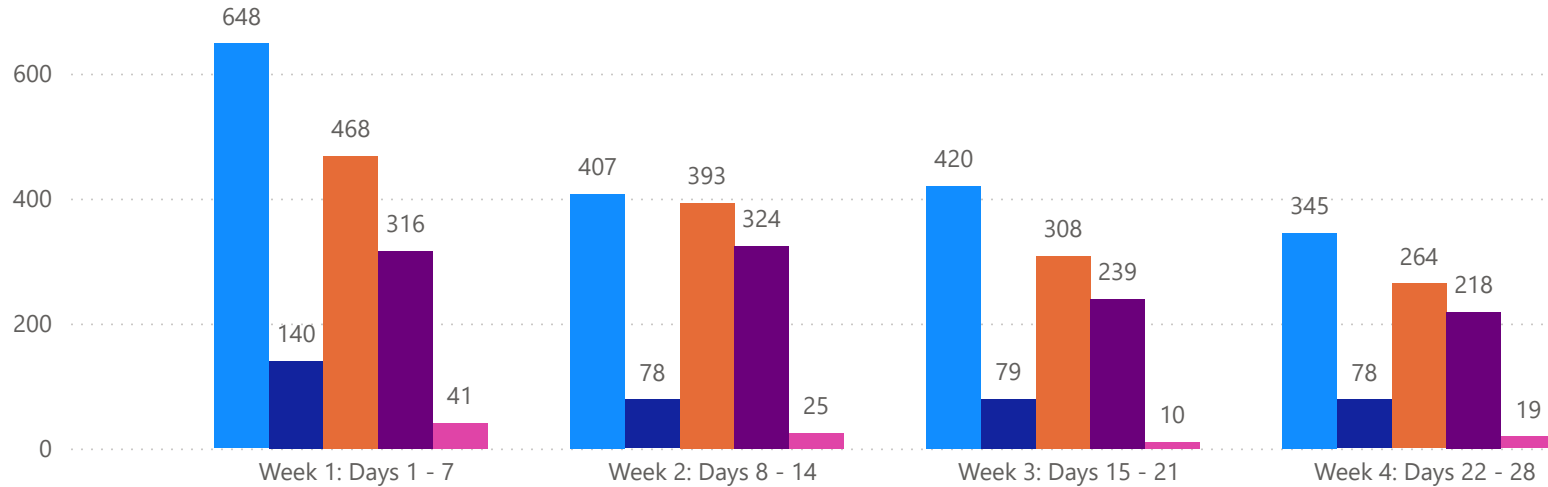


4 WEEK REAL ESTATE MARKET REPORT

HILLSBOROUGH COUNTY - SINGLE FAMILY HOME

3/6/2025

MLSStatus ● Active ● Canceled ● Pending ● Sold ● Temporarily Off-Market



All data is current as of today, though some MLS statuses may have changed from prior days.

TOTALS

MLS Status	4 Week Total
Active	1820
Canceled	375
Pending	1433
Sold	1097
Temporarily Off-Market	95

DAILY MARKET CHANGE

Category	Sum of Hillsborough	*Back on Market can be from these sources - Pending, Temp Off Market, Cancelled and Expired Listing)
Back on the Market	24	
New Listings	110	
Price Decrease	140	
Price Increase	6	

7 DAY SOLD COMPARISON

Closed Prior Year	Volume	Count	Closed Prior Year	Volume	Count
Thursday, March 06, 2025	\$15,998,000	25	Tuesday, March 05, 2024	\$19,032,225	34
Wednesday, March 05, 2025	\$25,203,900	43	Monday, March 04, 2024	\$33,707,685	53
Tuesday, March 04, 2025	\$16,154,246	31	Saturday, March 02, 2024	\$1,117,285	3
Monday, March 03, 2025	\$40,288,289	80	Friday, March 01, 2024	\$46,158,702	86
Sunday, March 02, 2025	\$609,900	2	Thursday, February 29, 2024	\$110,144,889	171
Saturday, March 01, 2025	\$947,790	2	Wednesday, February 28, 2024	\$37,074,877	77
Friday, February 28, 2025	\$82,244,064	133	Total	\$247,235,663	424
Total	\$181,446,189	316			

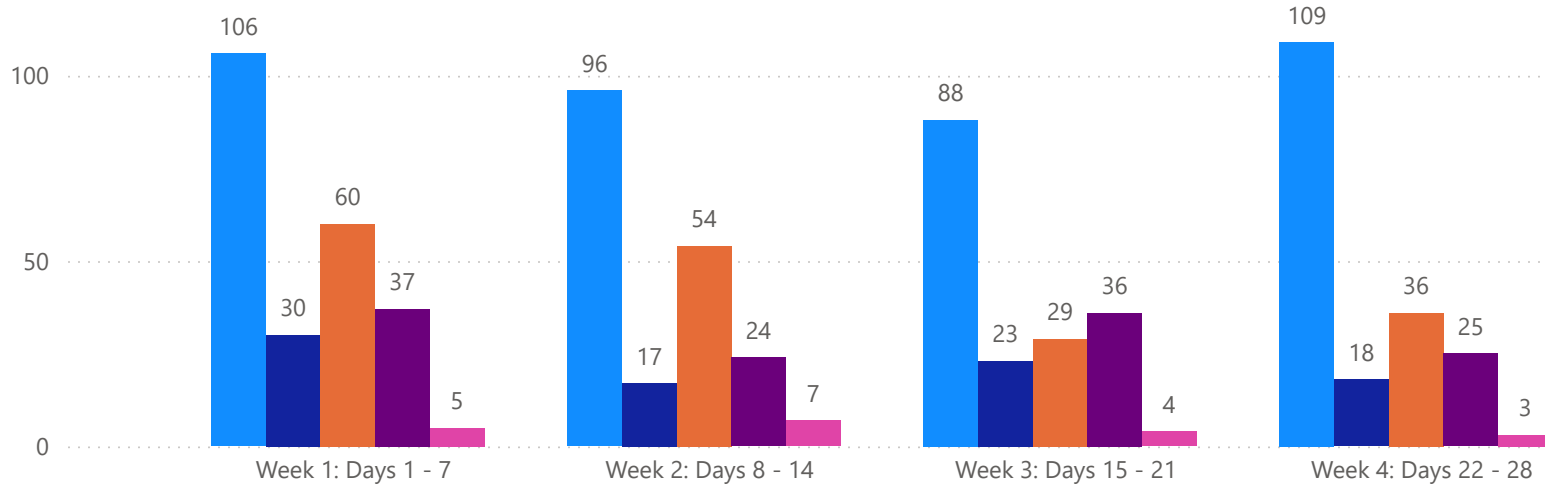


4 WEEK REAL ESTATE MARKET REPORT

HILLSBOROUGH COUNTY - CONDO

3/6/2025

MLS Status ● Active ● Canceled ● Pending ● Sold ● Temporarily Off-Market



All data is current as of today, though some MLS statuses may have changed from prior days.

TOTALS

MLS Status	4 Week Total
Active	399
Canceled	88
Pending	179
Sold	122
Temporarily Off-Market	19

DAILY MARKET CHANGE

Category	Sum of Hillsborough	*Back on Market can be from these sources - Pending, Temp Off Market, Canceled and Expired Listing)
Back on the Market	1	
New Listings	10	
Price Decrease	16	
Price Increase	0	

7 DAY SOLD COMPARISON

Closed Prior Year	Volume	Count	Closed Prior Year	Volume	Count
Thursday, March 06, 2025	\$1,809,500	3	Tuesday, March 05, 2024	\$847,000	3
Wednesday, March 05, 2025	\$489,500	2	Monday, March 04, 2024	\$2,057,500	5
Tuesday, March 04, 2025	\$1,214,000	4	Saturday, March 02, 2024	\$245,000	1
Monday, March 03, 2025	\$1,669,000	6	Friday, March 01, 2024	\$3,915,000	14
Friday, February 28, 2025	\$12,937,080	22	Thursday, February 29, 2024	\$4,154,000	13
Total	\$18,119,080	37	Wednesday, February 28, 2024	\$1,210,000	4
			Total	\$12,428,500	40

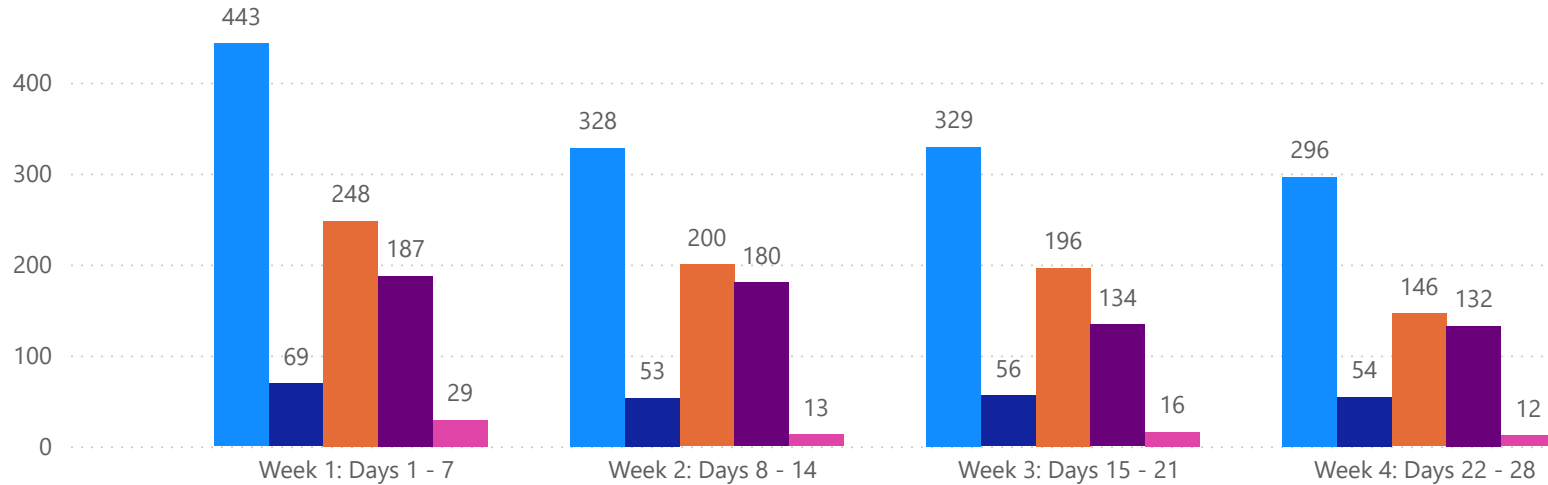


4 WEEK REAL ESTATE MARKET REPORT

SARASOTA COUNTY - SINGLE FAMILY HOME

3/6/2025

MLS Status ● Active ● Canceled ● Pending ● Sold ● Temporarily Off-Market



All data is current as of today, though some MLS statuses may have changed from prior days.

TOTALS

MLS Status	4 Week Total
Active	1396
Canceled	232
Pending	790
Sold	633
Temporarily Off-Market	70

DAILY MARKET CHANGE

Category	Sum of Sarasota
Back on the Market	11
New Listings	53
Price Decrease	103
Price Increase	6

*Back on Market can be from these sources - Pending, Temp Off Market, Canceled and Expired Listing)

7 DAY SOLD COMPARISON

Closed Prior Year	Volume	Count	Closed Prior Year	Volume	Count
Thursday, March 06, 2025	\$11,021,025	18	Tuesday, March 05, 2024	\$12,461,480	24
Wednesday, March 05, 2025	\$16,092,900	22	Monday, March 04, 2024	\$13,510,743	25
Tuesday, March 04, 2025	\$12,398,707	23	Sunday, March 03, 2024	\$397,500	1
Monday, March 03, 2025	\$19,926,259	36	Saturday, March 02, 2024	\$410,000	1
Saturday, March 01, 2025	\$1,629,000	4	Friday, March 01, 2024	\$40,330,223	48
Friday, February 28, 2025	\$62,596,283	84	Thursday, February 29, 2024	\$40,862,858	64
Total	\$123,664,174	187	Wednesday, February 28, 2024	\$32,302,293	48
			Total	\$140,275,097	211

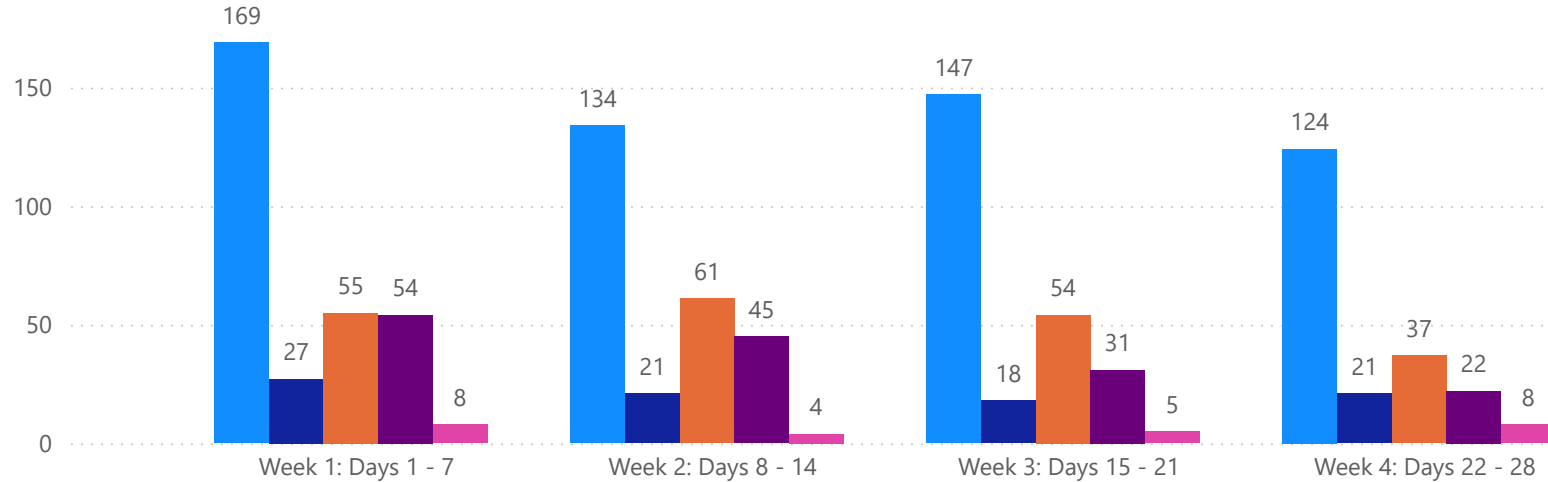


4 WEEK REAL ESTATE MARKET REPORT

SARASOTA COUNTY - CONDO

3/6/2025

MLS Status ● Active ● Canceled ● Pending ● Sold ● Temporarily Off-Market



All data is current as of today, though some MLS statuses may have changed from prior days.

TOTALS

MLS Status	4 Week Total
Active	574
Canceled	87
Pending	207
Sold	152
Temporarily Off-Market	25

DAILY MARKET CHANGE

Category	Sum of Sarasota
Back on the Market	2
New Listings	20
Price Decrease	50
Price Increase	1

*Back on Market can be from these sources - Pending, Temp Off Market, Cancelled and Expired Listing)

7 DAY SOLD COMPARISON

Closed Prior Year	Volume	Count	Closed Prior Year	Volume	Count
Thursday, March 06, 2025	\$1,502,000	4	Tuesday, March 05, 2024	\$8,687,500	12
Wednesday, March 05, 2025	\$1,292,000	5	Monday, March 04, 2024	\$7,493,000	12
Tuesday, March 04, 2025	\$1,679,900	6	Saturday, March 02, 2024	\$199,900	1
Monday, March 03, 2025	\$5,054,900	10	Friday, March 01, 2024	\$11,102,912	18
Friday, February 28, 2025	\$11,621,870	29	Thursday, February 29, 2024	\$13,279,198	24
Total	\$21,150,670	54	Wednesday, February 28, 2024	\$8,798,289	17
			Total	\$49,560,799	84

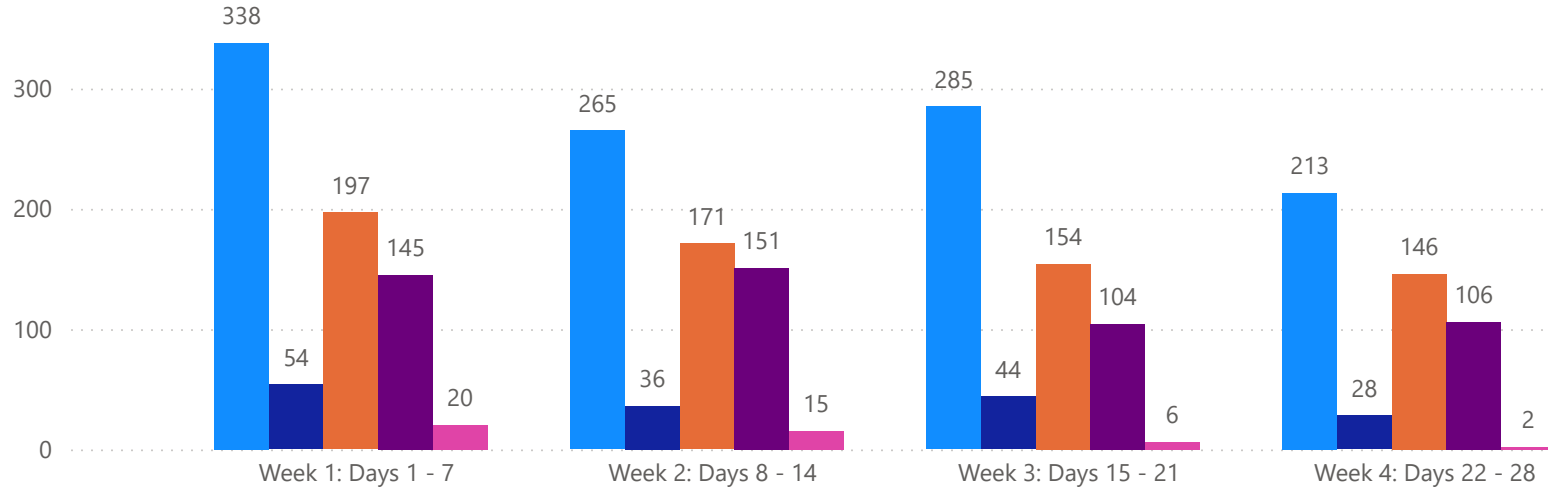


4 WEEK REAL ESTATE MARKET REPORT

MANATEE COUNTY - SINGLE FAMILY HOME

3/6/2025

MLSStatus ● Active ● Canceled ● Pending ● Sold ● Temporarily Off-Market



All data is current as of today, though some MLS statuses may have changed from prior days.

TOTALS

MLS Status	4 Week Total
Active	1101
Canceled	162
Pending	668
Sold	506
Temporarily Off-Market	43

DAILY MARKET CHANGE

Category	Sum of Manatee
Back on the Market	4
New Listings	498
Price Decrease	168
Price Increase	10

*Back on Market can be from these sources - Pending, Temp Off Market, Canceled and Expired Listing)

7 DAY SOLD COMPARISON

Closed Prior Year	Volume	Count	Closed Prior Year	Volume	Count
Thursday, March 06, 2025	\$8,801,560	9	Tuesday, March 05, 2024	\$10,806,380	17
Wednesday, March 05, 2025	\$6,938,721	10	Monday, March 04, 2024	\$12,183,851	18
Tuesday, March 04, 2025	\$6,464,800	9	Friday, March 01, 2024	\$30,975,940	39
Monday, March 03, 2025	\$21,614,304	29	Thursday, February 29, 2024	\$43,167,769	61
Sunday, March 02, 2025	\$2,653,222	2	Wednesday, February 28, 2024	\$22,778,074	36
Saturday, March 01, 2025	\$1,992,565	5	Total	\$119,912,014	171
Friday, February 28, 2025	\$52,886,969	81			
Total	\$101,352,141	145			

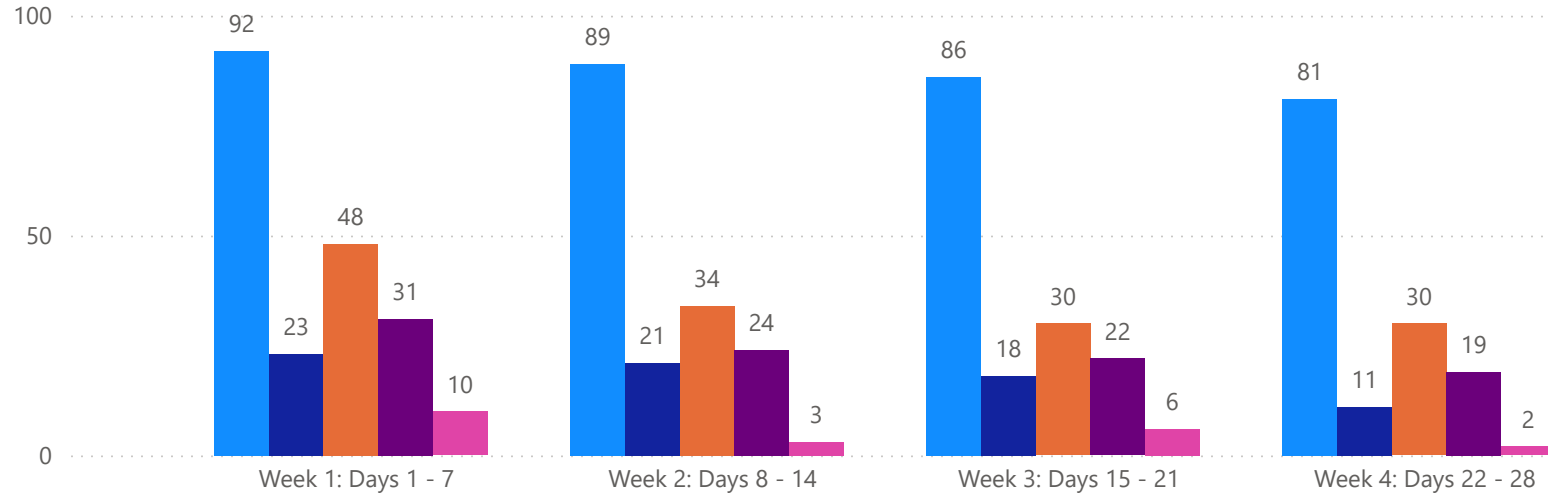


4 WEEK REAL ESTATE MARKET REPORT

MANATEE COUNTY - CONDO

3/6/2025

MLSStatus ● Active ● Canceled ● Pending ● Sold ● Temporarily Off-Market



TOTALS

MLS Status	4 Week Total
Active	348
Canceled	73
Pending	142
Sold	96
Temporarily Off-Market	21

DAILY MARKET CHANGE

Category	Sum of Manatee
Back on the Market	2
New Listings	14
Price Decrease	29
Price Increase	0

*Back on Market can be from these sources - Pending, Temp Off Market, Canceled and Expired Listing)

7 DAY SOLD COMPARISON

Closed Prior Year	Volume	Count
Thursday, March 06, 2025	\$699,999	2
Wednesday, March 05, 2025	\$1,539,900	4
Tuesday, March 04, 2025	\$611,000	2
Monday, March 03, 2025	\$543,100	2
Saturday, March 01, 2025	\$114,900	1
Friday, February 28, 2025	\$7,280,761	20
Total	\$10,789,660	31

Closed Prior Year	Volume	Count
Tuesday, March 05, 2024	\$1,839,000	5
Monday, March 04, 2024	\$2,036,500	6
Friday, March 01, 2024	\$2,974,750	10
Thursday, February 29, 2024	\$7,642,955	22
Wednesday, February 28, 2024	\$3,306,369	8
Total	\$17,799,574	51

